

PG&E'S 2023 DISTRIBUTION DEFERRAL OPPORTUNITY REPORT



Together, Building
a Better California

August 15, 2023

Executive Summary

Pacific Gas and Electric Company (PG&E) hereby submits its 2023 Distribution Deferral Opportunity Report (DDOR) as directed by the California Public Utilities Commission's (Commission or CPUC) Decision (D.)18-02-004 and the Administrative Law Judge (ALJ) Rulings in Rulemakings 14-08-013 and 21-06-017. This DDOR is submitted to the Commission, along with PG&E's 2023 Grid Needs Assessment (GNA) Report, to comply with D.18-02-004 and D.21-02-006.¹

This report is not subject to Commission approval and will be provided to the Distribution Planning Advisory Group (DPAG) for review and comment. Specifically, this report will cover the following:

- Section 1 – Distribution Resources Plan Objectives and Background
- Section 2 – Mitigation of Grid Needs Identified in PG&E's 2023 GNA Report
- Section 3 – Planned Investments
- Section 4 – Candidate Deferral Opportunities
- Section 5 – DER Distribution Service Requirements
- Section 6 – Project Costs
- Section 7 – Prioritization Metrics
- Section 8 – Candidate Deferral Opportunities Prioritization
- Section 9 – Partnership Pilot
- Section 10 – Standard Offer Contract (SOC) Pilot
- Section 11 – Contingency Plans
- Section 12 – Known Load Project Tracking and Reporting
- Section 13 – Recommendations and Next Steps

PG&E has identified **16** Candidate Deferral Opportunities (totaling approximately **500** megawatts (MW)), which are further categorized and prioritized into three tiers. The following table summarizes PG&E's 2023 DDOR Candidate Deferral Opportunities

¹ Additional grid needs resulting from line section analysis, primarily Voltage Support and Distribution Capacity, will be provided as a supplemental filing on November 30, 2023, as approved via the Commission's email ruling "Granting PG&E Motion for Extension of Time and Tentatively Cancelling Annual Primer Workshop" on August 11, 2023. Metrics for Known Load Tracking Data will be provided as a supplemental filing on September 15, 2023, via the same ruling. However, these Supplemental Filings will not impact the Candidate Deferral Opportunities, the DIDF RFO, or the Partnership Pilot presented herein.

including location, targeted In-Service Date, minimum grid capacity needed (i.e., deficiency), and recommended sourcing mechanism.

PG&E's 2023 DDOR Candidate Deferral Opportunities Summary

Tier	Candidate Deferral	In-Service Date	Deficiency (MW)	Recommended Sourcing Mechanism
Tier 1	Camden 1106	5/3/2026	8.9	Partnership Pilot (PP)
Tier 1	Corral 1104	6/1/2026	2.3	DIDF RFO
Tier 1	Giffen Bank 2	4/1/2026	CC	Partnership Pilot (PP)
Tier 1	Green Valley Bank 4	5/1/2026	11.1	Partnership Pilot (PP)
Tier 1	Lemoore 1106	5/31/2026	3.9	DIDF RFO
Tier 1	Storey 1103	5/1/2026	13.0	DIDF RFO
Tier 3	7th Standard Bank 2	5/1/2026	CC	Not Recommended
Tier 3	Airways Bank 3	5/1/2026	CC	Not Recommended
Tier 3	Belle Haven Bank 4	4/23/2026	CC	Not Recommended
Tier 3	Millbrae Substation	5/2/2026	CC	Not Recommended
Tier 3	Ripon 1705	5/1/2026	33.1	Not Recommended
Tier 3	Semitropic 4	5/1/2026	CC	Not Recommended
Tier 3	Vierra Bank 3	5/1/2027	38.6	Not Recommended
Tier 3	Weber Bank 7	5/1/2026	CC	Not Recommended
Tier 3	West Fresno 1113	5/31/2026	CC	Not Recommended
Tier 3	Wolfe 1111 and 1112	6/1/2026	CC	Not Recommended

PG&E will launch a competitive solicitation via an RFO on September 15, 2023, for the three Tier 1 Candidate Deferral Opportunities listed below:

- Corral 1104
- Lemoore 1106
- Storey 1103

Additionally, PG&E is recommending three Candidate Deferral Opportunities for the Partnership Pilot. The Candidate Deferral Opportunities recommended for the Partnership Pilot will be discussed at the September 2023 DPAG. On November 15, 2023, PG&E will file a Pilot Advice Letter requesting authorization to launch the subscription period for the first tranche. The recommended Candidate Deferral Opportunities for the Partnership Pilot are listed below:

- Camden 1106
- Giffen Bank 2
- Green Valley Bank 4

The Standard Offer Contract (SOC) Pilot was discontinued per the May 19, 2023 Ruling in R.21-06-017,² so PG&E is not recommending any opportunities for the SOC pilot moving forward.

PG&E does not recommend pursuing solicitation for the Tier 3 Candidate Deferral Opportunities at this time due to their low likelihood of achieving a successful outcome. In this cycle, there were no Tier 2 Candidate Deferrals. PG&E's recommended sourcing mechanisms for the Candidate Deferral Opportunities will be discussed at upcoming Distribution Planning Advisory Group (DPAG) Meetings.

In addition to identifying Planned Investments and Candidate Deferral Opportunities, PG&E's 2023 DDOR identifies Planned Solutions that are proposed distribution planning solutions for which funding within the current planning horizon is not included in PG&E's 2023 GRC application.³

² See pp. 7-9.

³ PG&E's Responses to ALJ's Ruling on Track 1 Phase 1 Questions, May 22, 2023, p. 30.

Table of Contents

- 1. Distribution Resources Plan Objectives and Background..... 1
 - 1.1. Objectives of the Distribution Deferral Opportunity Report..... 2
 - 1.2. Regulatory Timelines Associated with DDOR 3
 - 1.3. Distribution Investment Deferral Framework Process 5
 - 1.4. Summary of PG&E’s 2023 GNA Report 6
 - 1.5. Customer Confidentiality and Critical Energy Infrastructure Information 6
- 2. Mitigation of Grid Needs Identified in PG&E’s 2023 GNA Report..... 7
 - 2.1 Planned Investments versus Planned Solutions: 7
 - 2.2 Summary of Planned Solutions 8
- 3. Planned Investments 9
 - 3.1. Summary of Planned Investments 9
 - 3.2. DER Solutions Planned for IOU Ownership for Planned Investments..... 10
 - 3.3. Planned Investments for DER-Driven Needs 11
 - 3.4. Pre-Application and Post-Application Projects 11
 - 3.5. Status of Pre-Application and Post-Application Projects 12
 - 3.6. DER Solutions Planned from Prior DIDF Solicitations..... 12
- 4. Candidate Deferral Opportunities 13
 - 4.1. Technical Screen 13
 - 4.2. Timing Screen 13
 - 4.3. Summary of Candidate Deferral Opportunities..... 14
- 5. DER Distribution Service Requirements 15
 - 5.1. Operational Requirements 16
- 6. Project Costs 17
 - 6.1. Unit Costs..... 17
 - 6.2. Locational Net Benefits Analysis (LNBA) 18
 - 6.3. Distribution Capital Per Customer Metric 19
 - 6.4. Payments Made to DER Projects..... 19
 - 6.5. Value Stacking Opportunities 20
- 7. Prioritization Metrics 21
 - 7.1. Cost Effectiveness Metrics 21
 - 7.2. Forecast Certainty Metric 22

7.3. Market Assessment Metric	23
7.4. Tiering of Candidate Deferral Opportunities	23
8. Candidate Deferral Opportunity Prioritization	26
8.1. Prioritization of Candidate Deferral Opportunities	26
8.2. Sourcing Mechanism for Candidate Deferral Opportunities	27
9. Partnership Pilot	29
9.1. Selection of Candidate Deferral Opportunities for the Partnership Pilot	29
9.2. Procurement Goals	30
9.3. Subscription Period and Contingency Dates	33
9.4. Proposed Partnership Pilot Budget	35
9.5. Status Update for the 2021 and 2022 Partnership Pilot Projects	37
10. Standard Offer Contract (SOC) Pilot.....	39
10.1. Procurement Status Update of the 2021 and 2022 SOC pilot.....	39
11. Contingency Plans.....	40
12. Known Load Tracking and Reporting.....	43
12.1 Known Load Dataset Guide:	43
12.2 Known Load Reporting and Metrics	45
13. Recommendations and Next Steps	46
13.1. Proposed Work Plan for the Distribution Planning Advisory Group.....	46
13.2. Future DIDF Reform.....	47
Appendix A.1: Planned Investments	49
Appendix A.2: Planned Solutions	49
Appendix B: Candidate Deferral Opportunities.....	49
Appendix C: Prioritization Metric Workbook	49
Appendix D: LNBA Workbooks for Candidate Deferral Opportunities	49
Appendix E: LNBA Workbooks for Planned Investments	49
Appendix F: Forecast Questionnaire	49
Appendix G: Known Load Project Tracking Data	49
Appendix H: Known Load Reporting and Metrics	49
Appendix I: Line Section Planned Investments	50
Appendix J: Line section LNBA Workbooks for Planned Investment	50

Appendix K: Reporting of Utility Procurement and/or Projects Identified for Utility
Ownership 50

Table of Tables

Table 1. DPAG Schedule for 2023-2024 DIDF Cycle.....	3
Table 2. Summary of Planned Investments by Distribution Planning Region and by Project Type*	10
Table 3. Summary of Planned Investments by Distribution Service*.....	10
Table 4. Summary of Planned Investments by In-Service Date	10
Table 5. Summary of Planned Investments by LNBA Range (\$/kW-yr.)	10
Table 6. Summary of Planned Investments by LNBA Range (\$/Vpu-yr)	10
Table 7: Summary of the DER Solutions from prior DIDF Solicitations	12
Table 8. Summary of Candidate Deferral Opportunities by Project Type and Distribution Planning Region.....	14
Table 9. Summary of Candidate Deferral Opportunities by Distribution Service	14
Table 10. Summary of Candidate Deferral Opportunities by In-Service Date	14
Table 11. Summary of Candidate Deferral Opportunities by LNBA Range	15
Table 12. PG&E's 3-Tier Prioritization System.....	23
Table 13. Preliminary Prioritization Metrics and Rankings of Candidate Deferral Opportunities.....	26
Table 14. Recommended Sourcing Mechanism for Candidate Deferral Opportunities .	28
Table 15. Partnership Pilot Procurement Goal Summary for Giffen Bank 2*	31
Table 16. Partnership Pilot Procurement Goal Summary for Green Valley Bank 4*	32
Table 17. Partnership Pilot Procurement Goal Summary for Camden 1106*.....	32
Table 18. Partnership Pilot Subscription Summary for Giffen Bank 2	34
Table 19. Partnership Pilot Subscription Summary for Green Valley Bank 4	34
Table 20. Partnership Pilot Subscription Summary for Camden 1106	34
Table 21. Partnership Pilot Budget Summary (\$1,000s) for Giffen Bank 2.....	36
Table 22. Partnership Pilot Budget Summary (\$1,000s) for Green Valley Bank 4	36
Table 23. Partnership Pilot Budget Summary (\$1,000s) for Camden 1106.....	36
Table 24. 2021 Partnership pilot projects Tranche 1 subscription periods	37
Table 25. 2022 Partnership pilot projects Tranche 1 subscription periods	37
Table 26. Contingency Spend	42
Table 27 Known Load Types and Categories	44

Table of Figures

Figure 1. Illustration of Process to Identify Candidate Deferral Opportunities.	5
Figure 2. Prioritization Metrics, Final Scoring and Tiering	25
Figure 3. Location of PG&E's 2023 Candidate Deferral Opportunities	27

1. Distribution Resources Plan Objectives and Background

On August 14, 2014, the Commission instituted Rulemaking 14-08-013 to establish policies, procedures, and rules to guide the California investor-owned utilities (IOU) in developing their DRP proposals. This rulemaking also established new polices to evaluate the IOUs' existing and future electric distribution infrastructure and planning procedures with respect to incorporating DERs into the planning and operations of their electric distribution systems.

In July 2015, California IOUs each submitted their respective DRP proposals to the Commission. The Commission organized the review of the DRP filing content into three tracks: Track 1 – Tools and Methodologies; Track 2 – Field Demonstration Projects; and Track 3 – Policy Issues.

In February 2018 the Commission issued D.18-02-004 on Track 3 Policy Issues, sub-track 1 (Growth Scenarios) and sub-track 3 (Distribution Investment and Deferral Process). This decision adopted the Distribution Investment Deferral Framework (DIDF) and directed the IOUs to file a GNA by June 1 of each year, and a DDOR by September 1 of each year.⁴ The DDOR presents a report of the IOUs' Planned Investments that provide one or more of the four distribution services adopted by D.16-12-036: capacity, voltage support, reliability (back-tie) and resiliency (microgrid).

In May 2019, the assigned ALJ issued a ruling modifying the DIDF process and updating the date upon which the IOUs submit the GNA and DDOR to August 15 of each year.⁵

In April 2020, the assigned ALJ issued a ruling modifying the DIDF process and filings with respect to the Independent Professional Engineer (IPE) scope of work. This ruling also updated the 2020-2021 DIDF cycle schedule and defines the DIDF cycle to start on January 1 of each year and conclude on July 31 the following year.

In May 2020, the assigned ALJ issued a ruling modifying the DIDF process. This ruling includes process changes to approve the Integrated Energy Policy Report (IEPR) dataset used for forecasting, requests for certain datasets to be hosted on the DRP Data Portals, value stacking that may result in deferral projects that exceed the cost cap, changes to how Locational Net Benefit Analysis (LNBA) data is presented, and recommendations for potential 2020-2021 DIDF cycle reforms.

⁴ D.18-02-004 O.P. 2.d.

⁵ May 7, 2019, Administrative Law Judge's Ruling Modifying the Distribution Investment Deferral Framework Process, p. 9.

In June 2021,⁶ the assigned ALJ issued a ruling on recommended reforms to the DIDF process and addressed alignment with requirements adopted by Decision D. 21-02-006. Specifically, the ruling introduced eight new reforms and amended eight reforms. As a result of this ruling, the Partnership and SOC Pilots would align within the DIDF process.

In November 2021, the Order Instituting Rulemaking to Modernize the Electric Grid for a High Distributed Energy Resources Future (R.21-06-017) was filed to replace the 2014 Distribution Resource Plan and now stands as the OIR home for GNA and DDOR compliance.

In June 2022,⁷ and May 2023,⁸ the assigned ALJ issued a ruling on recommended reforms for the DIDF process, the Partnership and SOC Pilots. As per Section 2.3⁹ of the May 2023 ALJ ruling, the Standard-Offer-Contract pilot has been off-ramped (discontinued) moving forward after the midstream evaluation in 2023.¹⁰

This report fulfills the requirements associated with the DDOR that are not subject to Commission approval, as determined by D.18-02-004.¹¹ This report will be provided to the DPAG for review and comment.

1.1. Objectives of the Distribution Deferral Opportunity Report

The main objective of the DDOR is to identify PG&E's candidate distribution deferral opportunities shortlist. In addition, the DDOR aims to provide transparency into the assumptions and results of the distribution resources planning process that yield the DDOR candidate shortlist and describe the services required for a DER to defer the candidate deferral opportunities.

⁶ June 21, 2021, Administrative Law Judge's Ruling on recommended reforms for the Distribution Investment Deferral Framework Process in R.14-08-013.

⁷ June 16, 2022, Administrative Law Judge's ruling on recommended reforms for the Distribution Investment Deferral Framework process, the Partnership Pilot, and the Standard-Offer-Contract Pilot in R.21-06-017.

⁸ May 19, 2023, Administrative Law Judge's ruling on recommended reforms for the Distribution Investment Deferral Framework process, the Partnership Pilot, and the Standard-Offer-Contract Pilot in R.21-06-017.

⁹ Id., p. 7.

¹⁰ Resolution E-5190, refer to the mid-stream evaluation of SOC Ordering Paragraph 3 and Attachment B

¹¹ Additional Grid Needs and associated Planned Investments resulting from line section analysis will be provided as a supplemental filing on November 30, 2023.

PG&E notes that the information in this DDOR represents PG&E’s best information currently available on its electric distribution system,¹² and is subject to change, including updates based on changes in system forecast and local loads, priorities for emergent work on electric distribution facilities, and the results of PG&E’s rate cases, including the 2023 General Rate Case (GRC).

1.2. Regulatory Timelines Associated with DDOR

PG&E’s DDOR is required to be filed by August 15 of each year, concurrent with the GNA, and is provided to the DPAG¹³ for advisory input.

The regulatory timelines for the 2023/2024 DIDF cycle (Pre-DPAG, DPAG and Post DPAG activities) associated with GNA, DDOR, Competitive Solicitations, and Pilots were specified in the Attachment A of the May and June 2023 ALJ Rulings and summarized in Table 1.

Table 1. DPAG Schedule for 2023-2024 DIDF Cycle

Activity	Date
DPAG 2023	
<ul style="list-style-type: none"> Utility GNA/DDOR filings Final IPE Plans circulated 	August 15, 2023
Utilities update DRP Data Portals with GNA/DDOR data	August 30, 2023
IPE Preliminary Analysis of GNA/DDOR data adequacy circulated	September 5, 2023
<ul style="list-style-type: none"> Utilities launch Request for Offer (RFO) and Standard Offer Contract (SOC) pilot (SOC bids due no sooner than 75 days after launch or November 30, 2023) Utilities update Participation Pilot website with prescreened aggregator contact information 	September 15, 2023
DPAG meetings with each Utility Note: Utilities to provide workshop participation details and complete agendas for each meeting to the Service List at least 10 days in advance of the first meeting.	Mid to Late September 2023
Participants provide questions and comments to Utilities and IPE	September 25, 2023
Utility responses to questions	October 5, 2023

¹² Data presented in PG&E’s 2023 GNA and DDOR is determined on February 1, 2023, for Distribution Forecast Data; April 10, 2023, for Grid Needs Data; and April 28, 2023, for Planned Investments.

¹³ As described in D.18-02-004, the DPAG is a distribution planning stakeholder group that provides advisory input on which distribution deferral opportunities should be pursued through competitive solicitation of DER non-wires solutions.

Activity	Date
<ul style="list-style-type: none"> • Follow-up utility meetings via webinar (optional) • Optional due date for line section data supplement to GNA/DDOR (October 15, 2023) 	Week of October 15, 2023
IPE DPAG Reports	November 8, 2023
<p>Tier 2 Advice Letters:</p> <ul style="list-style-type: none"> • (1) “First” Advice Letter for approval to launch subscription periods for Partnership Pilot. If applicable, also to seek approval to launch RFOs or SOCs for planned investments elevated to Tier One candidate deferral opportunities during the DPAG. • (2) “Second” Advice Letter for approval not to launch RFOs, SOCs, or Partnership Pilots for any remaining planned investments or candidate deferral opportunities identified in the GNA/DDOR filings, by DPAG stakeholders, or by Energy Division (i.e., any not included in the “First” Advice Letter) Procurement Status: • Utilities submit DIDF Procurement Status Report to Energy Division, IPE, and IEs (every 6 months) 	November 15, 2023

1.3. Distribution Investment Deferral Framework Process

Figure 1 illustrates the Distribution Investment Deferral Process. The process acts as a funnel to identify candidate deferral projects, starting with the grid needs identified in the GNA.¹⁴

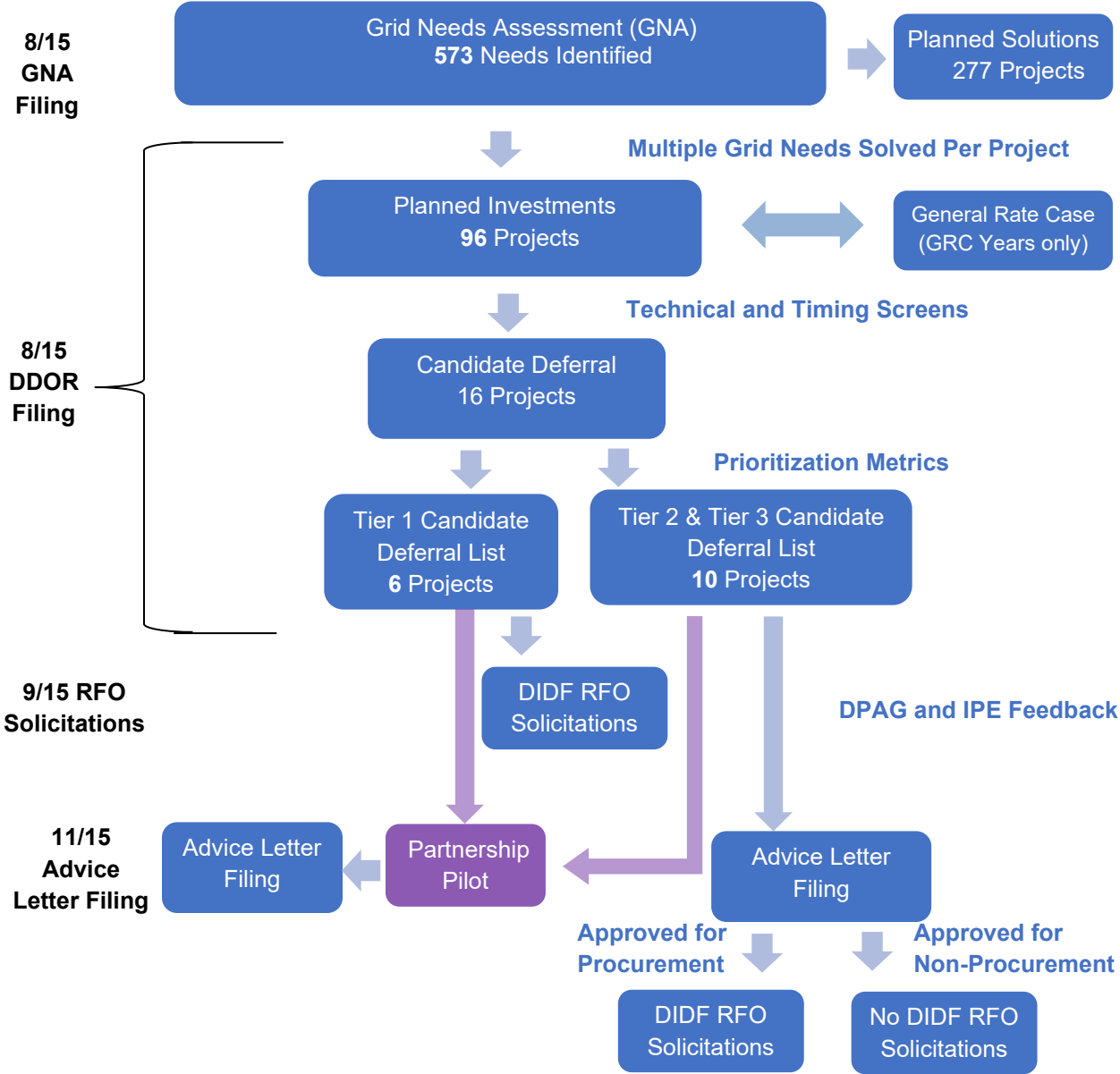


Figure 1. Illustration of Process to Identify Candidate Deferral Opportunities.

¹⁴ Per the May 19, 2023, ALJ Ruling on DIDF Reforms, PG&E’s 2023 DDOR reflects its most recent distribution planning process.

1.4. Summary of PG&E's 2023 GNA Report

PG&E's 2023 GNA report presents the assumptions and results of the distribution planning process that yield the grid needs to accommodate forecast DER growth. The scope of this report is as in D.18-02-004, with modifications to the GNA requirements according to the R.14-08-013 May 2019 ALJ Ruling,¹⁵ the May 2020 ALJ Ruling,¹⁶ and June 2021 ALJ Ruling.¹⁷ As adopted in D.18-02-004, grid needs that are reported in the GNA submittal are limited to the forecast deficiencies associated with the four distribution services that DERs can provide as adopted in D.1612036, which are distribution capacity, voltage support, reliability (back-tie) and resiliency (microgrid).

PG&E's 2023 GNA filing identified **573** grid needs. The grid needs for the 2023 GNA included substation, feeder, and line section needs. PG&E's 2023 GNA load forecast includes the impact of future planned load transfers and circuit reconfigurations that do not require a capacity project. Therefore, PG&E's 2023 GNA only includes identified grid needs that cannot be mitigated via distribution switching and load transfers that do not require a capacity project.

Additional grid needs resulting from line section analysis, primarily Voltage Support and Distribution Capacity, will be provided as a supplemental filing on November 30, 2023, as approved via the Commission's email ruling "Granting PG&E Motion for Extension of Time and Tentatively Cancelling Annual Primer Workshop" on August 11, 2023. These grid needs and planned investments are identified over a three-year planning horizon, and thus do not affect the candidate deferral opportunities identified in this DDOR.

1.5. Customer Confidentiality and Critical Energy Infrastructure Information

To respect and protect customer privacy, PG&E follows aggregation and anonymization rules.¹⁸ Areas that do not meet these requirements are redacted in both the public version of the GNA Report and the public version of the DDOR report.¹⁹

¹⁵ May 7, 2019, Administrative Law Judge's Ruling Modifying the Distribution Investment Deferral Framework Process, p. A1-A2.

¹⁶ May 11, 2020, Administrative Law Judge's Ruling Modifying the Distribution Investment Deferral Framework Attachment A (subsequently revised on June 12, 2020), — Filing and Process Requirements, Attachment A, p. 89-98.

¹⁷ June 21, 2021, Administrative Law Judge's Ruling on recommended reforms for the Distribution Investment Deferral Framework Process.

¹⁸ Decisions (D.) 14-05-016, 04-08-055, 06-12-029

¹⁹ Redacted data is marked "CUSTOMER CONFIDENTIAL" or "CC" or Grey Shaded where data violates the 15-15 customer privacy rule. A 15-15 violation occurs if the load is comprised of less than 15 customers, or a single customer contributes to more than 15% of the loading value.

2. Mitigation of Grid Needs Identified in PG&E's 2023 GNA Report

PG&E's 2023 DDOR builds off PG&E's 2023 GNA Report. A single Planned Investment or Planned Solution may mitigate multiple grid needs that are identified in the GNA. Figure 1 summarizes how the grid needs identified in PG&E's 2023 GNA Report are used to identify Planned Investments and Planned Solutions.

As discussed previously, one of the purposes of the DDOR and the DIDF is to identify Candidate Deferral Opportunities (i.e., traditional Planned Investments that provide grid services that could be provided by DERs or other non-wires-alternatives).

PG&E has presented all grid needs separately for the purpose of applying the Prioritization Metrics to determine which projects to include in the DIDF solicitations, as shown in Appendices A.1, B and C. For those Planned Investments and Candidate Deferral Opportunities for which grid needs were identified that could be combined (e.g., a capacity need on a bank and on an interconnected feeder), PG&E has listed the needs separately in the 2023 DDOR.²⁰

2.1 Planned Investments versus Planned Solutions:

As described in PG&E's April 10, 2023, Response,²¹ PG&E's 2023 General Rate Case (GRC) application requested funding to support capacity investments for a four-year period from 2023-2026. PG&E's 2023 GRC funding request was based on the 2019 California Energy Commission (CEC)'s Integrated Energy Policy Report (IEPR), which has a significantly lower Transportation Electrification forecast than state policy goals.²² In contrast, PG&E's 2023 GNA and DDOR are based on the 2021 CEC IEPR forecast,²³ which anticipates significantly accelerating load growth in electrification that was not reflected in PG&E's 2023 GRC application. Therefore, PG&E's 2023 GRC distribution capacity proposal represents only a portion of known capacity projects due to affordability considerations, significantly lower electrification growth forecasts in the 2019 CEC IEPR compared to the 2021 CEC IEPR, and the increasing receipt of new service applications that require capacity work (e.g., DC Fast Charging sites). For this

²⁰ May 11, 2020, Administrative Law Judge's Ruling Modifying the Distribution Investment Deferral Framework, Attachment A (subsequently revised on June 12, 2020), — Grid Needs and Deferral Screens, DIDF Reform #12. p. 91

²¹ PG&E's Response to the March 9, 2023, ALJ Ruling Seeking Additional Information on the Distribution Planning Process, April 10th, 2023, p. 7.

²² See Final 2019 Integrated Energy Policy Report, adopted February 20, 2020. Available online: <https://www.energy.ca.gov/data-reports/reports/integrated-energy-policy-report/2019-integratedenergy-policy-report/2019-iepr>

²³ PG&E's 2023 GNA, Section 2.

reason, PG&E distinguishes between Planned Investments and Planned Solutions for the purposes of its 2023 DDOR.

Planned Investments include all proposed distribution planning solutions that are currently funded within the current planning horizon (i.e., 5 years).²⁴ Planned Solutions are proposed distribution planning solutions for which funding within the current planning horizon is not included in PG&E's 2023 General Rate Case (GRC) application.²⁵ Therefore, Planned Solutions are not currently Planned Investments within the five-year planning horizon and are not Candidate Deferral Opportunities. If funding is available and secured (potentially in a future year), the distribution Planning Solution can potentially become a Planned Investment and therefore a Candidate Deferral Opportunity.

Appendix A.1 lists the Planned Investments, while Appendix A.2 lists the Planned Solutions.

2.2 Summary of Planned Solutions

In total, there are **277** substation and feeder Planned Solutions that mitigate **465** grid needs.²⁶ As these are not designed Planned Investments, there are not yet In-Service Dates and the costs included are indicative only. The indicative total cost of the Planned Solutions (feeder and bank projects) is approximately \$985 Million. As described in Section 2.1, Planned Solutions are proposed distribution planning solutions for which funding within the current planning horizon is not included in PG&E's 2023 General Rate Case (GRC) application.²⁷ If funding is available and secured, the distribution Planning Solution can potentially become a Planned Investment. Additionally, PG&E is examining how DER solutions, such as load flexibility, might help bridge the meeting of capacity needs until the Planned Solution can be implemented. A summary of Planned Investments is provided in Section 3.1 below.

²⁴ PG&E's Response to the March 9, 2023, ALJ Ruling Seeking Additional Information on the Distribution Planning Process, April 10th, 2023.

²⁵ PG&E's Responses to ALJ's Ruling on Track 1 Phase 1 Questions, May 22, 2023, p. 30.

²⁶ Some grid needs are met by both a Planned Solution and a Planned Investment.

²⁷ PG&E's Responses to ALJ's Ruling on Track 1 Phase 1 Questions, May 22, 2023, p. 30.

3. Planned Investments

As described in PG&E's 2023 GNA, there are **573** grid needs identified in the 2023 GNA Report.

3.1. Summary of Planned Investments

In total, there are **96** substation, feeder, and distribution line section Planned Investments that mitigate the **260** grid needs, because one Planned Investment may mitigate several grid needs.²⁸ Table 2 summarizes the Planned Investments by project type²⁹ and by Distribution Planning Region. The Planned Investments consist of substation projects (e.g., banks), feeders, and distribution line section projects (e.g., installation of switches). The Planned Investments are located throughout the Bay Area, Central Valley, North Coast, North Valley and Sierra, and South Bay and Central Coast Distribution Planning Regions.

Table 3 summarizes the Planned Investments by Distribution Service.³⁰ The majority of Planned Investments are for Distribution Capacity. Table 4 summarizes the Planned Investments by In-Service Date. **79** Planned Investments have an In-Service Date within the next three years, and **17** Planned Investments³¹ have an In-Service Date of 2026 or later. All Planned Investments for line section needs have In-Service Dates within the next three years, because PG&E identifies needs for line section and Voltage Support needs for a three-year period.³² Table 5 and Table 6 summarize the Planned Investments by Locational Net Benefits Analysis ("LNBA") range. The methodology used in calculating the LNBA range is included in Section 6.2.

²⁸ PG&E is using CEC's DER growth forecast in its distribution planning. Grid needs are monitored or mitigated by Planned Investments.

²⁹ Project Type is determined by the predominate scope of work, although there may be other work associated with the project (for example, a Feeder project could still have Distribution Line work).

³⁰ Planned Investments that are meeting both a Distribution Capacity Need and a Voltage Support or Reliability (Back-Tie) or Resiliency (Microgrid) Need are classified as Distribution Capacity for the purposes of this table.

³¹ Carlotta Bank 2 is listed as a Planned Investment but is not included as a Candidate Deferral Opportunity because it is currently being solicited in the Partnership Pilot.

³² May 7, 2019, Administrative Law Judge's Ruling Modifying the Distribution Investment Deferral Framework Process, p. 6 in R.14-08-013.

Table 2. Summary of Planned Investments by Distribution Planning Region and by Project Type*

Distribution Planning Region	Project Type				Total
	Substation Bank	Bank and Feeder	Feeder	Distribution Line	
Bay Area	1	4	19	0	24
Central Valley	1	12	18	1	32
North Coast	1	3	1	0	5
North Valley and Sierra	1	2	7	1	11
South Bay and Central Coast	1	6	16	1	24
Totals	5	27	61	3	96

*Additional Grid Needs and associated Planned Investments resulting from line section analysis will be provided as a supplemental filing on November 30th, 2023

Table 3. Summary of Planned Investments by Distribution Service*

Distribution Service			Total
Capacity	Reliability*	Resiliency**	
95	1	3	96

*One planned investment has both a capacity and reliability need

**Two planned investments have both a capacity and resiliency need

Table 4. Summary of Planned Investments by In-Service Date

In-Service Date					Total
2023	2024	2025	2026*	2027	
36	22	21	16	1	96

*Includes Carlotta Bank 2 (Partnership Pilot project)

Table 5. Summary of Planned Investments by LNBA Range (\$/kW-yr.)

LNBA Range (\$/kW-yr.)					Total
\$0-\$50	\$50-\$100	\$100-\$200	\$200-500	>\$500	
67	9	11	8	1	96

Table 6. Summary of Planned Investments by LNBA Range (\$/Vpu-yr)

LNBA Range (\$/Vpu-yr)			Total
>\$3M	>\$20M	>\$30M	
0	0	0	0

3.2. DER Solutions Planned for IOU Ownership for Planned Investments

PG&E does not have any DER solutions planned for IOU ownership for PG&E’s list of Planned Investments in PG&E’s 2023 DDOR. PG&E sought bids for IOU ownership for DDOR109 (Blackwell Bank 1) during its 2020-2021 DIDF RFO cycle, although no cost-effective bids were received. PG&E has no other IOU-owned DER solutions listed in the Planned Investment list because PG&E does not currently have any other plans to own

any DER solutions that would defer any of the listed Planned Investments that meet one of the four services as adopted in D.18-02-004.³³ PG&E encourages bids for all forms of resource ownership (e.g., utility-owned, third-party owned, customer-owned, joint ownership) in their DIDF RFOs, allowing for bid participation and evaluation without any bias towards a specific ownership model. As stated in PG&E's Opening Comments to the 2020 DIDF Improvements Ruling,³⁴ whether a Candidate Deferral Opportunity is suitable for consideration of IOU ownership depends on the specific characteristics of the location (e.g., land, interconnection, etc.).

3.3. Planned Investments for DER-Driven Needs

There are no planned investments for capacity needs driven by backflow from PV that have been identified this year.

Regarding equipment necessary to integrate DERs with the grid that could feasibly be owned by a third party, after several years of development as part of the EPIC 3.03 DER Headend Project, PG&E announced the deployment of a Customer-Owned Telemetry (COT) option for Distribution Interconnection Customers with generation systems that are 1MW or greater to fulfill their mandated telemetry requirement. The cost of telemetry has long been flagged by the solar industry and the CPUC as a barrier to DER adoption and this new COT solution greatly decreases the costs for customers to fulfill their telemetry requirements. PG&E's DER Headend Server utilizes the IEEE 2030.5 protocol to communicate with DERs and customers can choose between three gateway and three aggregator vendors that have undergone extensive interoperability testing with PG&E. More information about the solution and the process to integrate new COT onto the system can be found on PG&E's Distribution Interconnection Handbook website.³⁵

3.4. Pre-Application and Post-Application Projects

There are neither Pre-Application Projects nor Post-Application Projects in PG&E's Planned Investment or Candidate Deferral Opportunities List for the 2023 DDOR. PG&E has no projects that are expected to require General Order 131-D compliance within the 10-year planning horizon and that currently have Planned Investments for sub-transmission or distribution components.

³³ Example programs where PG&E is considering the use of DERs are included in Section 4.4 of the GNA.

³⁴ PG&E, Opening Comments of PG&E on Administrative Law Judge's Ruling on Possible Improvements to the 2020 Distribution Investment Deferral Framework Process, filed January 17, 2020, p. 19.

³⁵ https://www.pge.com/en_US/large-business/services/alternatives-to-pge/distribution-handbook.page

3.5. Status of Pre-Application and Post-Application Projects

PG&E currently has no Pre-Application Projects or Post-Application Projects that have Planned Investments for sub-transmission or distribution components within the 10-year forecast horizon.³⁶

3.6. DER Solutions Planned from Prior DIDF Solicitations

Table 7 below is a summary of the DER solutions planned from prior DIDF Solicitations. None of the DER solutions listed in Table 7 are for Utility Ownership. As these projects already have open solicitations for DERs, they are not included as Planned Investments in PG&E's 2023 DDOR.

PG&E had three Candidate Deferral Opportunities (Mormon Bank 2, Lakeview 1110, and Saratoga 1102) that were solicited in the 2021 DIDF RFO and for which it has negotiated contracts for DERs and one Candidate Deferral Opportunity (Blackwell Bank 1) that has a signed contract under the DIDF SOC. In addition, PG&E has two Candidate Deferral Opportunities (Embarcadero 1116 and Carlotta Bank 2) for which it has an open Subscription Period for Tranche 1 of the 2021 and 2022 Partnership Pilot (see Section 9.5).

These projects which are utility procurements are not prioritized as candidate deferral opportunities. A separate spreadsheet is provided in Appendix K.³⁷

Table 7: Summary of the DER Solutions from prior DIDF Solicitations

DIDF cycle	Program	Project Name	Project Status
2021 DIDF	DIDF RFO	Mormon Bank 2	DER Contract
2021 DIDF	DIDF RFO	Lakeview 1110	DER Contract
2021 DIDF	DIDF RFO	Saratoga 1102	DER Contract
2022 DIDF	SOC Pilot RFO	Blackwell Bank 1	DER Contract
2021 DIDF	Partnership Pilot	Embarcadero (SF Z) 1116	No Subscriptions – Open till April 2024
2022 DIDF	Partnership Pilot	Carlotta Bank 2	No Subscriptions – Open till September 2023

³⁶ May 11, 2020, Administrative Law Judge's Ruling Modifying the Distribution Investment Deferral Framework, Attachment A (subsequently revised on June 12, 2020), — Pre-Application Projects - Reform # 37

³⁷ May 2023 ALJ ruling, Section 2.6, pg. 14

4. Candidate Deferral Opportunities

As illustrated in Figure 1, the application of screens to the Planned Investments list (Appendix A) results in the identification of the Candidate Deferral Opportunities. D.18-02-004 requires the application of two screens: (1) technical screen and (2) timing screen. These two screens are further described in the following sections.

4.1. Technical Screen

The purpose of the Technical Screen is to identify the Distribution Services that DERs can provide to potentially defer a distribution project. The following definitions for the key distribution services that DERs can provide were adopted by D.16-12-036, issued December 22, 2016:

- 1) Distribution Capacity services are load-modifying or supply services that DERs provide via the dispatch of power output for generators or reduction in load that is capable of reliably and consistently reducing net loading on desired distribution infrastructure.
- 2) Voltage Support services are substation and/or feeder level dynamic voltage management services provided by an individual resource and/or aggregated resources capable of dynamically correcting excursions outside voltage limits as well as supporting conservation voltage reduction strategies in coordination with utility voltage/reactive power control systems.
- 3) Reliability (back-tie) services are load-modifying or supply service capable of improving local distribution reliability and/or resiliency. Specifically, this service provides a fast reconnection and availability of excess reserves to reduce demand when restoring customers during abnormal configurations.
- 4) Resiliency (microgrid) services are load-modifying or supply services capable of improving local distribution reliability and/or resiliency. This service provides a fast reconnection and availability of excess reserves to reduce demand when restoring customers during abnormal configurations.

The technical screen was applied to the 2023 GNA, upon which this report is based. The Grid Needs, Planned Investments and Planned Solutions identified in PG&E's 2023 GNA and DDOR are limited to the four Distribution Services listed above. PG&E's 2023 GNA and DDOR include substation, feeder, and line section Grid Needs, Planned Investments and Planned Solutions.

4.2. Timing Screen

The purpose of the Timing Screen is to ensure that cost-effective DER solutions can be procured with sufficient time to fully deploy and begin commercial operation in advance of the forecast need date. For this year, PG&E is using the Competitive Solicitation Framework and a 2026 or later In-Service Date which is considered adequate time for DER developers to design, develop, market and deploy the DER solution as well as to minimize the cost of providing for a contingency plan should the DER procurement be

unsuccessful. As shown in Table 4 and Table 10, 16 out of 96 projects were filtered out of the Planned Investments list using the timing screen.

4.3. Summary of Candidate Deferral Opportunities

The application of the timing and technical screens results in 16 Candidate Deferral Opportunities, as shown in Appendix B. Table 8 summarizes the Candidate Deferral Opportunities by Project Type and by Distribution Planning Region.

Table 9 summarizes the Candidate Deferral Opportunities by Distribution Service. The majority of the Candidate Deferral Opportunities are Substation (Bank) and Feeder projects for Distribution Capacity service.

Table 10 summarizes the Candidate Deferral Opportunities by In-Service Date. Due to the application of the timing screen, all Candidate Deferral Opportunities have an In-Service Date of 2026 or later. Table 11 summarizes the Candidate Deferral Opportunities by LNBA Range. The methodology used in calculating the LNBA range is included in Section 6.2.

Table 8. Summary of Candidate Deferral Opportunities by Project Type and Distribution Planning Region

Distribution Planning Region	Project Type				Total
	Substation Bank	Bank and Feeder	Feeder	Distribution Line	
Bay Area	0	2	0	0	2
Central Valley	0	6	6	0	12
North Coast	0	0	0	0	0
North Valley and Sierra	0	0	0	0	0
South Bay and Central Coast	0	1	1	0	2
Totals	0	9	7	0	16

Table 9. Summary of Candidate Deferral Opportunities by Distribution Service

Distribution Service				Total
Distribution Capacity	Voltage Support	Reliability (Back-Tie)	Resiliency	
16	0	0	0	16

Table 10. Summary of Candidate Deferral Opportunities by In-Service Date

In-Service Date					Total
2023	2024	2025	2026	2027	
0	0	0	15	1	16

Table 11. Summary of Candidate Deferral Opportunities by LNBA Range

LNBA Range (\$/kW-yr)					Total
\$0-\$50	\$50-\$100	\$100-\$200	\$200-500	>\$500	
10	2	3	1	0	16

5. DER Distribution Service Requirements

For each of the Candidate Deferral Opportunities listed in Appendix B, the DER Service Requirements were defined for each grid need. Since each Candidate Deferral Opportunity may mitigate one or more grid needs, there may be one or more sets of DER Service Requirements for a given Candidate Deferral Opportunity. All the DER Service Requirements for a given Candidate Deferral Opportunity are necessary to defer the investment.

The following annual DER Service Requirements were determined for each grid need: months required, number of calls per year, estimated hours of need, and maximum duration (hours) per call of required DER distribution service.³⁸ To determine these requirements, PG&E evaluated the forecast peak load on each facility over the span of one year, using a 576-hour load profile³⁹ to determine when the overloads occur. The basis for the DER distribution service requirements was determined from the highest overload for the period from the In-Service Date until the end of the 10-year forecast horizon.⁴⁰ Therefore, the distribution service requirement may be based on a later year than identified need year included in the GNA, which used a 5-year forecast as the study horizon for identifying grid needs. The need included in the Planned Investments (Appendix A) will also be based on a 10-year forecast.⁴¹ Using the 576-hour load profile, PG&E calculated the months, the number of days in the year, the timespan and duration in which the electric facility is projected to overload or require the distribution service. Load transfers associated with new capital upgrade projects are excluded to

³⁸ The DER service requirements are listed individually and are not combined for a Candidate Deferral Opportunity. PG&E will review with the DPAG Candidate Deferral Opportunities where the same operational requirements could meet several grid needs.

³⁹ The 576-hour profile is generated in LoadSEER. This is organized by Month, Hour, and Weekday vs Weekend to determine DER distribution service requirements.

⁴⁰ DER Service Requirements for the Tranches for the Partnership Pilots are separately described in Section 9.

⁴¹ Planned Investments needs that do not make it to the Candidate Deferral list may be based on a different planning horizon (i.e., line section Capacity and Voltage needs will be based on a 3-year planning horizon, Reliability needs will be based on a 5-year planning horizon).

ensure consistency between projects since some of these load transfers require part of the project to be completed.

For the Candidate Deferral Opportunities with reliability needs, PG&E identified operational requirements that include Real Time (RT) dispatch capability (i.e., within 5 minutes⁴²) for the DERs to defer the project. These reliability needs are driven by the need to reduce the impact of outages; therefore, the need could arise at any time during the year. For Candidate Deferral Opportunities where there is an existing back-tie with a capacity constraint, the operational requirements entail RT dispatch of capacity to enable the remaining load to be transferred to the back-tie. For Candidate Deferral Opportunities where there is no existing back-tie (and where the Planned Investment is to install a new back-tie or mainline loop), the operational requirements entail RT dispatch of capacity and the ability to balance the load in an islanded state (i.e., operate as a microgrid).

5.1. Operational Requirements

Utilities use standard equipment sizes that have been identified to provide cost-effective service to its customers. Generally, these standard equipment sizes reduce engineering design, equipment maintenance and spare equipment costs. When a system deficiency is mitigated, standard equipment sizes are used, which normally provides additional capacity to the system beyond the identified need. This additional capacity provides the ability to maintain loading and voltage requirements as well as the ability to transfer load for planned and emergency situations. This ability to operate the system on an on-going basis is often called operational flexibility. Distribution planning projects typically add capacity in increments based on a standard bank or feeder size, rather than sizing exactly to the grid need.

The identified Planned Investments also provide operational flexibility beyond meeting the identified Grid Need. For example, a transformer is available all hours, and load can be transferred to the bank from other feeders or banks as needed to provide additional operational flexibility. In contrast, the DER Service Requirements only specify the hours of the grid need.

While the DER Service Requirement would potentially defer the Planned Investment, it does not provide any margin for load forecast uncertainty and does not allow for new customer load interconnections larger than the service requirement amount. If the grid need were to increase, the DER Service Requirement would no longer be sufficient, and the project would not be deferred. In addition, new load applications for service would likely be delayed while additional DERs were contracted, or capacity projects were built. Alternatively, introducing a margin for the DER Service Requirement, while increasing

⁴² Dispatch time may vary depending on location and availability of Supervisory Control and Data Acquisition (SCADA).

the likelihood of deferral, would increase the difficulty of procurement or ability to interconnect cost effectively. PG&E is not including any margin in the DER Service Requirement in this DDOR. Therefore, even if resources are procured to meet the exact DER Service Requirement, the Planned Investment may still be required if the load forecast changes, and the grid need is no longer met by the procured resources. The Partnership Pilot is testing Ratable Procurement with annual Tranches, as described in Section 9, to potentially reduce the risk that the DER Service Requirement is not sufficient to defer the Planned Investment for the term of the contract.

6. Project Costs

6.1. Unit Costs

The estimated cost accuracy of a project is based on the stage of project development. For projects in early stages of development, costs are estimated using either estimates of specific equipment and Unit Costs for work required, or historical costs from completed projects. As the project develops and scope details become defined, the estimated project costs are adjusted based upon the detailed scope of work. Differences between the Unit Costs shown in Appendix B and the costs in a GRC are generally due to:

- A GRC has a limited time window. Some projects are expected to have significant costs that occur outside of this window.
- A GRC includes escalated cost estimates. Unit Costs are usually a fixed time value and are not escalated.

Both the GRC costs and the costs listed in the DDOR report are reflective of the distribution component of project costs. Related transmission upgrade costs are not included in the GRC or the DDOR. The Unit Cost uncertainty level corresponding to the American Association of Cost Engineers (AACE) level for each Candidate Deferral Opportunity is included in the DDOR spreadsheet.⁴³

The Unit Costs used in Prioritization Metric calculations include all deferrable (unspent) distribution costs, including regulatory and permitting costs and reflect the latest, most accurate information at the time of filing.

The Unit Costs used for the calculation of the LNBA for Planned Investments that are screened out (and thus not prioritized as Candidate Deferral Opportunities) are based on the total Unit Cost rather than the deferrable (unspent costs). As these near term Planned Investments are often well underway in their design, procurement, and construction, the remaining Deferral Value would only be a fraction of the LNBA value.

⁴³ May 11, 2020, Administrative Law Judge's Ruling Modifying the Distribution Investment Deferral Framework, Attachment A (subsequently revised on June 12, 2020), — Cost Effectiveness Metric and Project Cost - Reform # 33, p. 94

6.2. Locational Net Benefits Analysis (LNBA)

The LNBA values (Appendix D and Appendix E) were calculated using the Energy and Environmental Economics, Inc. (“E3”) LNBA tool methodology⁴⁴ with the following inputs:

- Unit Cost: See section 7.1 for detailed description. Values are based on 2023-unit costs.
- Discount Rate: PG&E used a 6.69% discount rate. This discount rate is PG&E’s after-tax weighted average cost of capital and reflects CPUC authorized cost of equity, cost of debt, and capital structure, as well as current tax rates.
- Revenue Requirement Multiplier: PG&E used a Present Value Revenue Requirement (PVRR) multiplier of 144.14% for replacement of station equipment (substation and bank projects); 149.93% for replacement of poles, towers and fixtures; and 146.36% for replacement of overhead conductors and devices (primary feeder). PG&E used a PVRR multiplier (with Operations and Maintenance (O&M) of 184.86% for new station equipment (substation and bank projects); 304.30% for new poles, towers and fixtures; and 302.99% for new overhead conductors and devices (primary feeder) that includes Operations and Maintenance (O&M) costs.
- Inflation: PG&E used a 2.50% inflation rate.
- O&M Factor: PG&E used an O&M factor of 2.13% for new station equipment (substation and bank projects); 8.18% for new poles, towers and fixtures; and 8.18% for new overhead conductors and devices (primary feeder). The O&M factor is used in the calculation of the PVRR. The PVRR (with O&M) includes this O&M factor and is used in calculating LNBA value for new projects.
- Book Life: PG&E used a service life of 46 years for station equipment (substation and bank projects); 44 years for poles, towers and fixtures; and 46 years for new overhead conductors and devices (primary feeder).
- Deferral Time: PG&E used a deferral time frame from the In-Service Date of the Planned Investment until the end of the 10-year forecast horizon,⁴⁵ except for line sections, in which case the largest forecast need identified over the forecast horizon of 3 years was used (i.e., peak MW shortfall within the 3-year forecast). The Partnership Pilot deferral time frame for each Tranche is one year, as described in Section 9.3.
- Capacity (MW) of Deferral: PG&E calculated the Capacity (MW) need by taking the difference between the forecasted demand (MW) and the facility

⁴⁴ E3 LNBA Tool V2.11; <https://e3.sharefile.com/share/view/sb2965cf362c48399>

⁴⁵ May 11, 2020, Administrative Law Judge’s Ruling Modifying the Distribution Investment Deferral Framework, Attachment A (subsequently revised on June 12, 2020), — Common Comparable Datasets - Reform # 5, p. 90.

- rating.⁴⁶ A sum of the individual grid needs is used to calculate the LNBA value for each project, assuming each grid need was independent.⁴⁷
- Voltage Service of Deferral: PG&E used the worst-case voltage addressed by any single voltage correction project. A nominal voltage was assumed for each line section.

The approach described here is a preliminary methodology subject to change as LNBA is refined and as the DER requirements for this distribution service are refined with experience. The LNBA values in PG&E’s 2023 DDOR include only the Deferral Value from the LNBA tool. To derive the LNBA value, the Deferral Value output from the E3 tool was divided by the number of years of deferral (equivalent to the Deferral Time above) and the magnitude of need (MW, VPU).

6.3. Distribution Capital Per Customer Metric

D.18-02-004 directs the utilities to report a Distribution Capital per Customer metric to “help evaluate whether DER procurement is providing net benefits to ratepayers.”⁴⁸ The Distribution Capital per Customer metric is based on the total imputed authorized GRC capital amount in PG&E’s most recent GRC (2020) divided by the number of electric meters as a definition of number of customers.⁴⁹ The metric only includes distribution capital costs and does not include expense, transmission, or generation. The total GRC distribution capital imputed authorized amount (excluding expense, transmission, and generation) in the 2020 GRC for the year 2022 was \$2,854,181,822. The total number of electric meters in service in 2022 was 5,677,375.

$$\text{Distribution Capital per Customer} = \frac{\$ 2,854,181,822}{5,677,375} = \$503/\text{customer}$$

Therefore, the Distribution Capital per Customer Metric is \$503 per customer.

6.4. Payments Made to DER Projects

In accordance with D.18-02-004 Ordering Paragraph 2.dd, PG&E is to provide itemized data payments made to DER projects versus the estimated traditional spending such

⁴⁶ For capacity projects where the forecasted demand is less than the facility rating (e.g., where prior forecasts had shown an overload), a Capacity (MW) of deferral of 0 and a LNBA value of 0 was used.

⁴⁷ For capacity projects not driven by a thermal capacity overload (e.g., new feeder projects), PG&E used the ratio of the need (e.g., amperage or customer counts) times the capacity of the asset.

⁴⁸ D.18-02-004, p. 74 and OP 2.ff.

⁴⁹ PG&E’s 2023 GRC Application (A.21-02-021) is still pending so PG&E is unable to provide authorized 2023 GRC capital amounts in time for this DDOR filing.

deferral projects were able to avoid. To date, PG&E has not made any such payments, and so has no data to report in the 2023 DDOR.

6.5. Value Stacking Opportunities

The potential value stacking opportunities for each candidate deferral include participation in CAISO wholesale energy markets, the provision of Resource Adequacy, provision of ancillary services, management of customer bills (e.g. the reduction of customer demand charges, customer load shifting), and other revenue streams.⁵⁰ As PG&E is only procuring the deferral service, each candidate deferral opportunity provides an opportunity for the DER developer to participate in CAISO markets and value stack other revenue streams. The revenue streams will depend on the DER solution (e.g., Behind the Meter storage, In-Front of the Meter storage, Demand Response, etc.). PG&E does not have plans to spend capital for wholesale markets at the specific locations for these candidate deferral opportunities, so there is no additional investment deferral associated with the DER solutions at these locations.

⁵⁰ May 11, 2020, Administrative Law Judge's Ruling Modifying the Distribution Investment Deferral Framework, Attachment A (subsequently revised on June 12, 2020), — Considerations of Value Stacking, DIDF Reform #26. p. 93

7. Prioritization Metrics

In D.18-02-004, three metrics were adopted to characterize and help prioritize projects on the Candidate Deferral Opportunities shortlist. These metrics are: (a) Cost-Effectiveness, (b) Forecast Certainty, and (c) Market Assessment.

A Prioritization Metrics Workbook Template was developed jointly by the IOUs and was approved by Energy Division on May 18, 2021, and July 7, 2022.⁵¹ The template consists of five quantitative sub-metrics, which are normalized and summed to create an overall score, and four sub-metrics used to flag candidate deferral opportunities that are unlikely to be successful for DER sourcing. The metrics and sub-metrics are described below.

7.1. Cost Effectiveness Metrics

Cost Effectiveness metrics are intended to provide a relative indication of how likely DER resources can cost effectively defer a Planned Investment. There are three sub-metrics:

- Location Net Benefit Analysis (LNBA) [\$/ (MW-yr)] is calculated using the Commission approved LNBA methodology, based on the peak capacity needs during the deferral period, and used to create a quantitative Cost Effectiveness Metric score.
- Location Net Benefit Analysis (LNBA) [\$/ (MWh-yr)] is calculated using the Commission approved LNBA methodology, based on the maximum annual energy needs during the deferral period, and used to create a quantitative Cost Effectiveness Metric score.
- Unit Cost of Traditional Mitigation [\$] is the cost of the traditional mitigation project designed to meet the maximum grid needs for each project (Section 6.1). Candidate Deferral Opportunities with Unit Costs less than \$1,000,000 are flagged.

The expected DER Service Requirements are used to calculate the MWh of deferral. Lessons learned from prior DIF RFOs indicate that baseload requirements may be difficult to obtain cost-effectively from DERs. The Independent Evaluator reported, “it may be best for PG&E to target circuit needs for future DRP RFOs that do not have a baseload need” due to high costs of DER solutions to meet baseload needs.⁵² For

⁵¹ May 11, 2020, Administrative Law Judge’s Ruling Modifying the Distribution Investment Deferral Framework, Attachment A (subsequently revised on June 12, 2020), — Prioritization Metrics, DIF Reform #20. pp.92

⁵² Public Independent Evaluator Report, Advice Letter 5259-E, Sedway Consulting, Inc., p. 7, March 26, 2018.

informational purposes, the LNBA/MWh-day⁵³ value for each Candidate Deferral project is included in PG&E's 2023 workbooks. The MWh-day value is based on the maximum energy need on the day the peak demand was forecasted.

7.2. Forecast Certainty Metric

The Forecast Certainty Metric is intended to give a relative indication of the certainty of the forecasted grid need. The Forecast Certainty Metric⁵⁴ consists of the following sub-metrics:

- A Grid Need Certainty rating is based on a quantitative Forecast Certainty Metric score.
- Year of Need (e.g., 2023 versus 2026) identifies the first year of the grid deficiency. Candidate Deferral Opportunities with a Year of Need of 2027 or later are flagged. The operational year (In-Service Date) is provided for reference only.

The grid need certainty is determined by the quantitative Forecast Certainty Metric score analyzed from spatial load growth and asset health risk associated with the Candidate Deferral project. Spatial load growth for each of the Candidate Deferrals is aggregated at the substation level, categorized by Agriculture, Commercial, Domestic, Industrial, and EV, with a ten-year forecast.

Regarding spatial load growth component, the impact on the grid need certainty is evaluated based on the associated substation's spatial load growth in the specified categories. If the substation shows no spatial load growth for any of the listed categories, it's considered to have no impact on the grid need certainty. Associated substations with spatial load growth ranging from 0 to 2 MW in a specific category, it's considered to have minimal or low impact, which those exceeding 2 MW have a high impact.

Asset health risk score is another factor that impacts the grid need certainty, it indicates the asset health condition associated with the Candidate Deferral's grid need locations, ranging from low, medium, and high-risk levels. If a Candidate Deferral project has multiple grid need locations, the highest asset health risk level is considered when determining the grid need certainty.

⁵³ Calculated based on the MWh-day on the peak day only. This value is not equivalent to the Deferral Value per MWh-day of energy production.

⁵⁴ The Forecast Certainty metric is not applied to the prioritization ranking for Pre-Application projects. PG&E does not have any Pre-Application projects in its 2023 DDOR.

7.3. Market Assessment Metric

The Market Assessment Metric is intended to give a relative indication of how likely DER resources can be sourced that will successfully meet the DER Service Requirements. The Market Assessment Metric consists of the following sub-metrics:

- Duration (Hours) of needs, with shorter duration needs receiving a higher quantitative score, is used to create a quantitative Market Assessment Metric score.
- Capacity Need (MW) per Circuit, where opportunities with less capacity needed per circuit where the DER can meet the need receive a higher quantitative score, are used to create a quantitative Market Assessment Metric score.
- Operational Requirement, where Real Time or a combination of Real Time and Day Ahead operational requirements are flagged.
- Number of Grid Needs, where a Candidate Deferral Opportunity that has more than **3** grid needs it is flagged. Lessons Learned from prior RFOs have indicated it can be difficult to source DERs at multiple locations to meet a single Candidate Deferral Opportunity.

PG&E has learned from prior pilots that baseload (i.e., longer duration) requirements may be difficult to obtain cost-effectively from DERs. The Independent Evaluator reported “it may be best for PG&E to target circuit needs for future DRP RFOs that do not have a baseload need,” due to high costs of DER solutions to meet baseload needs.⁵⁵

In addition, a key learning from PG&E’s DRP Demonstration Project C was that long duration needs with frequent calls (similar to baseload resources) are difficult to source. Operational requirements that require real time dispatch are less likely to be sourced via DERs versus operational requirements that only require day ahead dispatch.

7.4. Tiering of Candidate Deferral Opportunities

For ease of summarizing prioritization metric results, the Joint IOUs have developed a 3-tier system, where each tier represents the Joint IOUs’ priority ranking of those Candidate Deferral Opportunities likelihood of success for DER sourcing via RFO. Table 12 summarizes the Joint IOUs 3-tier system.

Table 12. PG&E’s 3-Tier Prioritization System

Tier	Color Designation	Definition
1	Green	Relatively High Ranking
2	Yellow	Relatively Moderate Ranking
3	Red	Relatively Low Ranking

⁵⁵ Public Independent Evaluator Report, Advice Letter 5259-E, Sedway Consulting, Inc., p. 7, March 26, 2018.

All rankings are relative. For example, a higher tiered project does not indicate that the project will be cost effective, have a certain forecast, or have a robust market.⁵⁶ It only indicates the ranking of the Candidate Deferral Opportunity relative to other Candidate Deferral Opportunities.

The Joint Prioritization Metrics Workbook Template (Appendix C) places Candidate Deferral Opportunities into three tiers based on a step-by-step process, as illustrated in Figure 2. First, the five quantitative sub-metrics are normalized (based on the maximum and minimum values for each sub-metric). The normalized values for each sub-metric are summed to create a score for each Prioritization Metric.⁵⁷ Each of the three Prioritization Metric scores are separated into quartiles. The top quartile of Prioritization Metric scores is assigned a “1”, the middle two quartiles assigned a “0”, and the bottom quartile assigned a “-1”. If one of the sub-metrics is flagged for a given Prioritization Metric, that Prioritization Metric is automatically assigned a “-1”. The total score for each Candidate Deferral Opportunity is then summed across the three Prioritization Metrics. Those with a total score greater than zero are initially placed in Tier 1; those with a total score of zero are placed into Tier 2; and those with a total sum less than zero are placed into Tier 3. As the total score is summed across the Prioritization Metrics, a Candidate Deferral Opportunity can be assigned a “-1” for one of the Prioritization Metrics (e.g., Forecast Certainty) and still be placed into Tier 1. However, if any of the sub-metrics are flagged, the Candidate Deferral Opportunity will be placed into Tier 3 automatically.

Figure 2 visualizes the tiering of Candidate Deferral Opportunities.

⁵⁶ For example, green Candidate Deferral Opportunities are expected to be more cost effective than red Candidate Deferral Opportunities, but it does not indicate the Candidate Deferral Opportunity will be cost effective. Similarly, all the opportunities have some degree of forecast uncertainty.

⁵⁷ The Forecast Certainty Metric is based on one sub-metric, and thus is weighted by a factor of two (the other Prioritization Metrics have two quantitative sub-metrics summed with equal weighting).

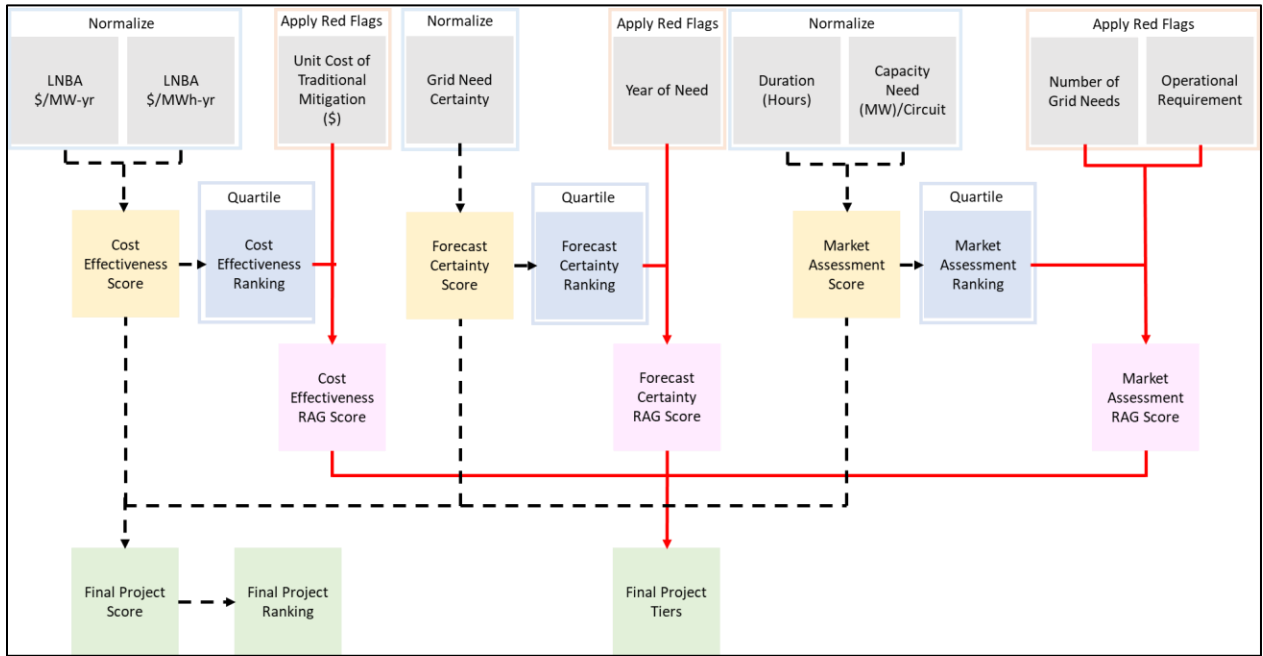


Figure 2. Prioritization Metrics, Final Scoring and Tiering

8. Candidate Deferral Opportunity Prioritization

A Prioritization Metrics Workbook Template was developed jointly by the IOUs and was approved by Energy Division on May 18, 2021, and July 7, 2022.⁵⁸ Prioritization metrics in the workbook were applied to tier the Candidate Deferral Opportunities as described in Section 7.

8.1. Prioritization of Candidate Deferral Opportunities

PG&E's prioritization of its identified Candidate Deferral Opportunities (Appendix C) is summarized in Table 13 Using PG&E's tier prioritization system, PG&E has identified approximately **500 MW** of Candidate Deferral Opportunities for this DDOR, as follows:

1. Tier 1: Identified 6 Candidate Deferral Opportunities
2. Tier 2: Identified 0 Candidate Deferral Opportunities
3. Tier 3: Identified 10 Candidate Deferral Opportunities

Table 13. Preliminary Prioritization Metrics and Rankings of Candidate Deferral Opportunities

Tier	DDOR ID	Candidate Deferral*	In-Service Date	Deficiency (MW)	Cost Effectiveness	Forecast Certainty	Market Assessment
Tier 1	DDOR1001	CAMDEN 1106	5/3/2026	8.9	1	0	0
Tier 1	DDOR1022	CORRAL 1104	6/1/2026	2.3	1	1	1
Tier 1	DDOR075	GIFFEN BANK 2	4/1/2026	CC	0	1	0
Tier 1	DDOR080	GREEN VALLEY BANK 4	5/1/2026	11.1	1	0	0
Tier 1	DDOR1003	LEMOORE 1106	5/31/2026	3.9	1	0	1
Tier 1	DDOR077	STOREY 1103	5/1/2026	13.0	0	0	1
Tier 3	DDOR1029	7TH STANDARD BANK 2	5/1/2026	CC	-1	0	FLAG
Tier 3	DDOR081	AIRWAYS BANK 3	5/1/2026	CC	0	0	FLAG
Tier 3	DDOR083	BELLE HAVEN BANK 4	4/23/2026	CC	-1	0	-1
Tier 3	DDOR1027	MILLBRAE SUBSTATION	5/2/2026	CC	0	1	FLAG
Tier 3	DDOR085	RIPON 1705	5/1/2026	33.1	-1	-1	FLAG
Tier 3	DDOR1031	SEMITROPIC BANK 4	5/1/2026	CC	0	1	FLAG
Tier 3	DDOR087	VIERRA BANK 3	5/1/2027	38.6	0	0	FLAG
Tier 3	DDOR1033	WEBER BANK 7	5/1/2026	CC	0	-1	FLAG
Tier 3	DDOR1002	WEST FRESNO 1113	5/31/2026	CC	-1	-1	FLAG
Tier 3	DDOR096	WOLFE 1111 AND 1112	6/1/2026	CC	0	0	-1

⁵⁸ May 11, 2020, Administrative Law Judge's Ruling Modifying the Distribution Investment Deferral Framework, Attachment A (subsequently revised on June 12, 2020), — Prioritization Metrics, DIDF Reform #20. p. 92.

Figure 3 shows the location of the 2023 Candidate Deferral Opportunities.

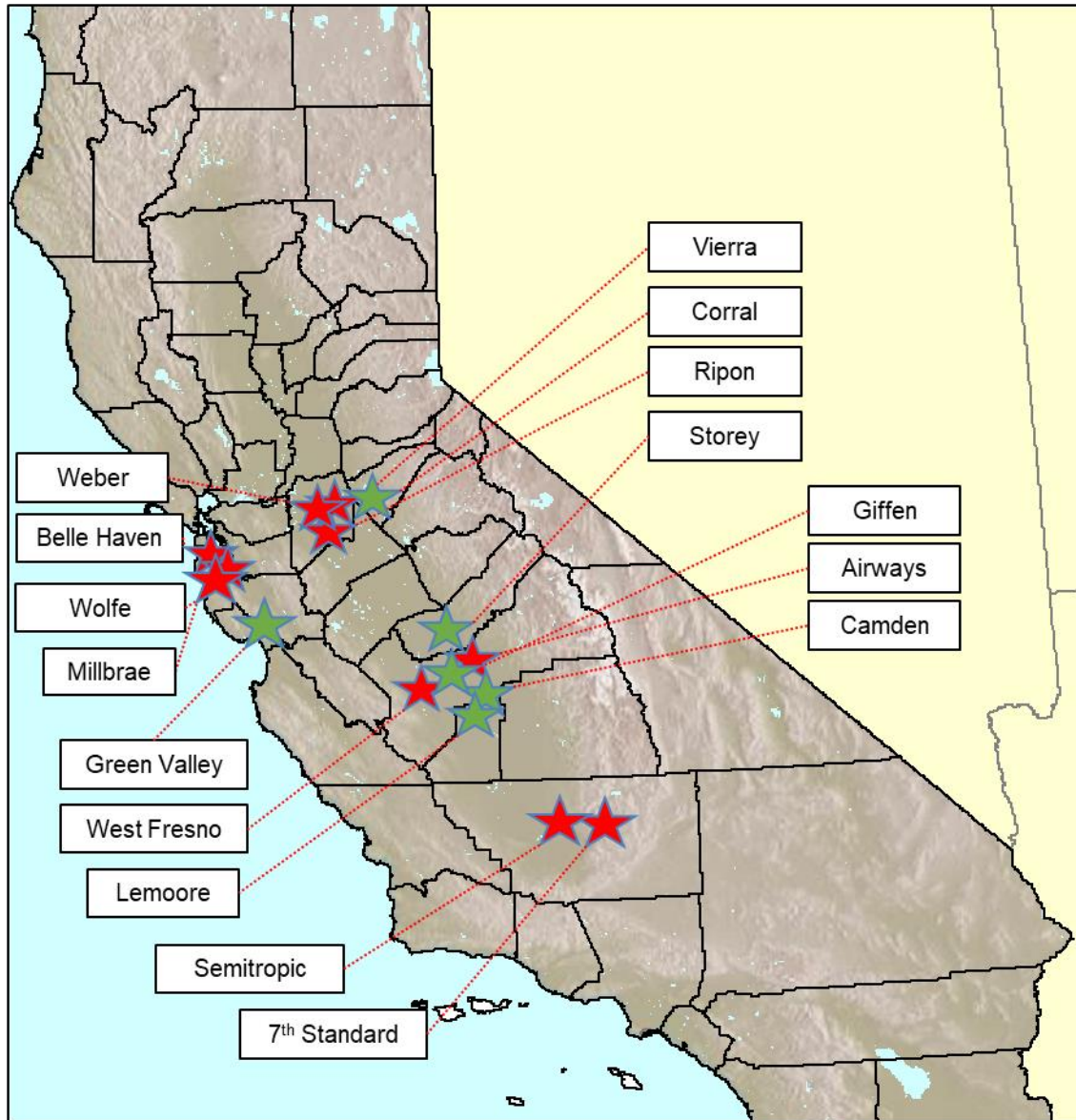


Figure 3. Location of PG&E's 2023 Candidate Deferral Opportunities

8.2. Sourcing Mechanism for Candidate Deferral Opportunities

PG&E's recommended sourcing mechanism for its identified Candidate Deferral Opportunities are summarized in Table 14:

1. Request for Offers (RFO) on September 15, 2023: 3 Candidate Deferral Opportunities.
2. Partnership Pilot: 3 Candidate Deferral Opportunities as described in Section 9. The additional selection criteria used for the Partnership Pilot are described in Section 9.1.

- Not recommended for sourcing: 10 Candidate Deferral Opportunities. These Candidate Deferral Opportunities will be discussed at the DPAG meetings for consideration for a second round of RFOs.

Table 14. Recommended Sourcing Mechanism for Candidate Deferral Opportunities

Tier	DDOR ID	Candidate Deferral	In-Service Date	Deficiency (MW)	Recommended Sourcing Mechanism	Locational Constraints? *
Tier 1	DDOR1001	Camden 1106	5/3/2026	8.9	Partnership Pilot (PP)	Yes
Tier 1	DDOR1022	Corral 1104	6/1/2026	2.3	DIDF RFO	Yes
Tier 1	DDOR075	Giffen Bank 2	4/1/2026	CC	Partnership Pilot (PP)	Yes
Tier 1	DDOR080	Green Valley Bank 4	5/1/2026	11.1	Partnership Pilot (PP)	No
Tier 1	DDOR1003	Lemoore 1106	5/31/2026	3.9	DIDF RFO	Yes
Tier 1	DDOR077	Storey 1103	5/1/2026	13.0	DIDF RFO	Yes
Tier 3	DDOR1029	7th Standard Bank 2	5/1/2026	CC	Not Recommended	Yes
Tier 3	DDOR081	Airways Bank 3	5/1/2026	CC	Not Recommended	Yes
Tier 3	DDOR083	Belle Haven Bank 4	4/23/2026	CC	Not Recommended	No
Tier 3	DDOR1027	Millbrae Substation	5/2/2026	CC	Not Recommended	Yes
Tier 3	DDOR085	Ripon 1705	5/1/2026	33.1	Not Recommended	Yes
Tier 3	DDOR1031	Semitropic 4	5/1/2026	CC	Not Recommended	Yes
Tier 3	DDOR087	Vierra Bank 3	5/1/2027	38.6	Not Recommended	Yes
Tier 3	DDOR1033	Weber Bank 7	5/1/2026	CC	Not Recommended	Yes
Tier 3	DDOR1002	West Fresno 1113	5/31/2026	CC	Not Recommended	Yes
Tier 3	DDOR096	Wolfe 1111 and 1112	6/1/2026	CC	Not Recommended	Yes

Note: * “Locational Constraints” indicate that there are specific locations along a given feeder where the DER must interconnect to fully defer all grid needs for the Candidate Deferral Opportunity. This is due to overloads along a line segment that would need to be addressed by the DER, and thus the DER must be interconnected accordingly. Details of where the DER must interconnect to address the locational constraint for the Candidate Deferral Opportunities selected for sourcing will be provided in the 2023 DIDF RFO and 2023 Partnership Pilot protocols, consistent with the information provided in the 2022 DIDF RFO Protocol.⁵⁹

⁵⁹ PG&E’s 2022 DIDF RFO Protocol, [https://www.pge.com/pge_global/common/pdfs/for-our-business-partners/energy-supply/electric-rfo/wholesale-electric-power-procurement/2022%20DIDF%20RFO/Fall%202022%20DIDF_Solicitation_Protocol%20\(Non-Confidential\).pdf](https://www.pge.com/pge_global/common/pdfs/for-our-business-partners/energy-supply/electric-rfo/wholesale-electric-power-procurement/2022%20DIDF%20RFO/Fall%202022%20DIDF_Solicitation_Protocol%20(Non-Confidential).pdf), Section IV.D. Interconnection.

9. Partnership Pilot

CPUC issued D.21-02-006 which adopted Energy Division's Staff Proposals with minor modifications and required the California Investor-Owned Utilities (IOUs) to pilot two frameworks for procuring DERs to avoid or defer utility distribution investments.⁶⁰ One of the pilots is called the Partnership Pilot which is a five-year DER distribution deferral tariff pilot. On June 3, 2021, the IOUs submitted Joint Advice Letter 6218-E, et al. on Evaluation Criteria.⁶¹ On June 28, 2021, PG&E received a Disposition Letter approving Advice Letter 6193-E, which established prescreening application criteria.⁶² On April 30, 2021, PG&E launched a website⁶³ for the Partnership Pilot.⁶⁴

During 2021-2022 cycle, PG&E solicited six Candidate Deferral Opportunities, as approved through Advice Letter 6406-E-A on December 13, 2021. On December 15, 2022, PG&E received a disposition letter approving Advice Letter 6763-E, which sought approval of the selection of three Candidate Deferral Opportunities, the total tariff budget, the procurement goals, and the subscription periods for PG&E's 2022-2023 Partnership Pilot cycle. On January 27, 2022, CPUC issued Resolution E-5190 which approved the Joint IOU submitted Advice Letter 6218-E, with modifications to the Evaluation criteria for the Partnership Pilot.

9.1. Selection of Candidate Deferral Opportunities for the Partnership Pilot

PG&E is recommending 3 Candidate Deferral Opportunities for the Partnership Pilot. The Candidate Deferral Opportunities recommended for the Partnership Pilot are:

- Giffen Bank 2
- Green Valley Bank 4
- Camden 1106

The Candidate Deferral Opportunities recommended for the Partnership Pilot will be discussed at the September 2023 DPAG. On November 15, 2023, PG&E will file a Partnership Pilot Advice Letter requesting authorization to launch the subscription period with final cost caps.

The primary factor used in the selection of the Candidate Deferral Opportunities for the Partnership Pilot is a quantitative ranking method, using the Prioritization Metrics shown

⁶⁰ D.21-02-006, p. 2.

⁶¹ D.21-02-006, OP 6.

⁶² D.21-02-006, OP 7.

⁶³ https://www.pge.com/en_US/for-our-business-partners/energy-supply/electric-rfo/wholesale-electric-power-procurement/didf-partnership-pilot.page.

⁶⁴ D.21-02-006, OP 8.

in Section 8.⁶⁵ Qualitative measures, that were considered as secondary factors in the selection, include the examination of the following criteria:

1. Of the three Partnership Pilot opportunities; at least one Tier 1 deferral opportunity and two Tier 2 or Tier 3 deferral opportunities.⁶⁶
2. Candidate Deferral Opportunities that could demonstrate Ratable Procurement (e.g., opportunities that have incremental procurement goals).
3. Candidate Deferral Opportunities where ratable procurement could potentially address the challenge of changing distribution system needs and risk of over and under procurement.
4. Candidate Deferral Opportunities with grid needs occurring within two to five years of Pilot launch.⁶⁷
5. At least one Tier 2 or Tier 3 deferral opportunity that should address a grid need forecast to occur in 4 or 5 years out to ensure the subscription period was sufficiently long in duration to test payments.⁶⁸
6. Clusters of deferral opportunities and planned investments.⁶⁹
7. Planned investments that serve Disadvantaged Communities (DACs).⁶⁹

The Candidate Deferral Opportunities recommended for the Partnership Pilot (Giffen Bank 2, Green Valley Bank 4, and Camden 1106) will provide a means to test the use of Ratable Procurement for forecasted incremental needs. The Candidate Deferral Opportunities that were selected for the Partnership Pilot are all Tier 1 projects. Tier 3 projects were also considered but were not selected for solicitation due to several factors, including large capacity needs, large number of grid needs, and need duration.

9.2. Procurement Goals

Procurement Goals are the amount of capacity needed to defer the Planned Investment for no less than one year.⁷⁰ The parameters contained in the GNA and DDOR are preliminary and will be reviewed during the DPAG review process and updated for inclusion in the November 15 Advice Letter.⁷⁰ Procurement Goals may be updated

⁶⁵ June 16, 2022, Administrative Law Judge's Ruling on Recommended Reforms for the Distribution Investment Deferral Framework Process, the Partnership Pilot, and the Standard-Offer-Contract Pilot, p. 10.

⁶⁶ PG&E met this requirement in 2021 as referenced in Section 4.2.2 in D.21-02-006, p. 23. PG&E's recommendation in 2023 is to select 3 Tier 1 Candidate Deferral Opportunities based on the quantitative and qualitative measures described, rather than select Tier 3 Candidate Defferall Opportunities that are unlikely to be successful.

⁶⁷ D.21-02-006, Attachment A (Staff Proposal) p. 40.

⁶⁸ D.21-02-006, p. 23. PG&E is meeting this requirement with the recommended Tier 1 Candidate Deferral Opportunities.

⁶⁹ D.21-02-006, Attachment A (Staff Proposal), p. 45.

⁷⁰ D.21-02-006, OP 3.

annually during the DPAG process until the entire grid need is met or the contingency date occurs, whichever happens sooner.⁷⁰

Table 15 through Table 17 depict the Procurement Goals, Acceptance Trigger, and Procurement Caps by Tranche for each Candidate Deferral Opportunity, expressed in Megawatts (MW). The Procurement Goals are based on a forecasted grid need that utilizes future load forecasts to estimate capacity deficiencies. The Acceptance Trigger is defined as the minimum amount of capacity required to execute contracts within the Partnership Pilot framework for a given Tranche (90% of the Procurement Goal). The Procurement Cap is defined as the maximum allowable amount of capacity for Deployment and Reservation payments for each Tranche (120% of the Procurement Goal). Payments are discussed in greater detail within Section 9.4. The number of Tranches and the Procurement Goals (and corresponding Acceptance Triggers, and Procurement Caps), for all tranches are subject to change through annual distribution planning activities and may be updated annually during the DPAG process.⁷¹

Table 15. Partnership Pilot Procurement Goal Summary for Giffen Bank 2*

Giffen Bank 2 (Giffen Bank 1)			
Tranche #	Acceptance Trigger (MW)	Targeted Procurement Goal (MW)	Procurement Cap (MW)
1	9.5	10.6	12.7
2*	9.5	10.6	12.7
3*	9.5	10.6	12.7
4*	9.5	10.6	12.7
5*	9.5	10.6	12.7

Giffen Bank 2 (Giffen 1103)			
Tranche #	Acceptance Trigger (MW)	Targeted Procurement Goal (MW)	Procurement Cap (MW)
1	0.2	0.2	0.2
2*	0.2	0.2	0.2
3*	0.2	0.2	0.2
4*	0.2	0.2	0.2
5*	0.2	0.2	0.2

Giffen Bank 2 (Giffen 1102)			
Tranche #	Acceptance Trigger (MW)	Targeted Procurement Goal (MW)	Procurement Cap (MW)
1	CC	CC	CC
2*	CC	CC	CC
3*	CC	CC	CC
4*	CC	CC	CC
5*	CC	CC	CC

*Procurement Goals for Tranches subsequent to Tranche 1 will be updated annually via our distributional planning process.⁷¹

⁷¹ D.21-02-006, OP 3.

Table 16. Partnership Pilot Procurement Goal Summary for Green Valley Bank 4*

Green Valley Bank 4 (Green Valley Bank 3)				Green Valley Bank 4 (Green Valley Bank 2)			
Tranche #	Acceptance Trigger (MW)	Targeted Procurement Goal (MW)	Procurement Cap (MW)	Tranche #	Acceptance Trigger (MW)	Targeted Procurement Goal (MW)	Procurement Cap (MW)
1	0.2	0.3	0.3	1	2.0	2.2	2.6
2*	0.5	0.6	0.7	2*	2.2	2.5	3.0
3*	0.8	0.9	1.1	3*	2.5	2.8	3.4
4*	1.2	1.4	1.7	4*	2.9	3.2	3.9
5*	1.8	2.0	2.4	5*	3.5	3.8	4.6

*Procurement Goals for Tranches subsequent to Tranche 1 will be updated annually via our distributional planning process.⁷²

Table 17. Partnership Pilot Procurement Goal Summary for Camden 1106*

Camden 1106 (Hardwick Bank 1)				Camden 1106 (Henrietta Bank 5)			
Tranche #	Acceptance Trigger (MW)	Targeted Procurement Goal (MW)	Procurement Cap (MW)	Tranche #	Acceptance Trigger (MW)	Targeted Procurement Goal (MW)	Procurement Cap (MW)
1	1.6	1.7	2.1	1	1.6	1.7	2.1
2*	1.7	1.9	2.2	2*	1.6	1.7	2.1
3*	1.8	2.0	2.4	3*	1.6	1.7	2.1
4*	2.0	2.2	2.7	4*	1.6	1.7	2.1
5*	2.3	2.6	3.1	5*	1.5	1.7	2.1

Camden 1106 (Camden 1102)			
Tranche #	Acceptance Trigger (MW)	Targeted Procurement Goal (MW)	Procurement Cap (MW)
1	1.7	1.9	2.3
2*	1.8	2.0	2.4
3*	1.9	2.1	2.5
4*	2.0	2.2	2.6
5*	2.1	2.3	2.8

*Procurement Goals for Tranches subsequent to Tranche 1 will be updated annually via our distributional planning process.⁷²

Upon launch of the 2023 Partnership Pilot projects, the Partnership Pilot website will provide monthly procurement updates for active and closed tranches. An update for the

⁷² D.21-02-006, OP 3.

procurement progress for the 2021 and 2022 Partnership Pilot projects is provided in Section 9.5.⁷³

9.3. Subscription Period and Contingency Dates

Table 18 through Table 20 display milestones for the Subscription Period, which includes the Subscription Launch Date, Reservation Deadline, Subscription Duration, Contingency Dates and In-Service Dates for each Tranche for the Candidate Deferral Opportunities recommended for the Partnership Pilot.⁷⁴ All dates shown are tentative and based on the following:

- Subscription Launch Date: The date at which parties are eligible to submit reservations. The Subscription Launch Date for Tranche 1 will be 30 days after the approval of the November 15, 2023, Advice Letter filing.⁷⁵ The Subscription Launch Date for later Tranches is the same as the Contingency Date from the preceding Tranche; however, the Subscription Launch date for later Tranches may be earlier if the Acceptance Trigger for the prior Tranche is achieved prior to the Contingency Date.
- The Reservation Deadline is reliant on the Contingency Date of each Candidate Deferral Opportunity. The Reservation Deadline is 60 days prior to the Contingency Date to ensure there is adequate time to: 1) review the reservation, 2) request additional information or clarify project details, and 3) award and execute a contract.
- The Subscription Duration represents the total number of days from the Subscription Launch Date to the Reservation Deadline.
- The Contingency Date⁷⁶ is specific to the Candidate Deferral Opportunity and is based on the distribution planning process, which includes engineering and design, materials procurement, and construction. See Section 11 for further detail on Contingency Plans.

Reservations from aggregators will be accepted from the Subscription Launch Date until either the Procurement Cap is reached, or the Contingency Date occurs, whichever occurs first.⁷⁷ Reservations will be reviewed and verified on a first come first serve basis. Aggregators will file offer reservations for either a portion or for all the needed capacity.⁷⁸ Once the Acceptance Trigger is achieved from one or multiple reservation offers, contracts are executable. The contract term for the first tranche is one year in duration, beginning on the In-Service Date.

⁷³ D.21-02-006, OP 4.iii.

⁷⁴ One Tranche has been defined for Coalinga and Rocklin as described in Section 9.2

⁷⁵ D.21-02-006, Attachment A (Staff Proposal), pp. 45-46.

⁷⁶ D.21-02-006, Attachment A (Staff Proposal), p. 45.

⁷⁷ D.21-02-006, OP 3.

⁷⁸ D.21-02-006, p. 22.

Table 18. Partnership Pilot Subscription Summary for Giffen Bank 2

Giffen Bank 2					
Tranche #	Subscription Launch	Reservation Deadline	Subscription Duration (Days) ⁷⁹	Contingency Date	In-Service Date
1	1/15/2024	1/31/2023	-349	4/1/2023	4/1/2026
2	TBD	TBD	TBD	TBD	4/1/2027
3	TBD	TBD	TBD	TBD	4/1/2028
4	TBD	TBD	TBD	TBD	4/1/2029
5	TBD	TBD	TBD	TBD	4/1/2030

Table 19. Partnership Pilot Subscription Summary for Green Valley Bank 4

Green Valley Bank 4					
Tranche #	Subscription Launch	Reservation Deadline	Subscription Duration (Days)	Contingency Date	In-Service Date
1	1/15/2024	3/2/2023	-319	5/1/2023	5/1/2026
2	TBD	TBD	TBD	TBD	5/1/2027
3	TBD	TBD	TBD	TBD	5/1/2028
4	TBD	TBD	TBD	TBD	5/1/2029
5	TBD	TBD	TBD	TBD	5/1/2030

Table 20. Partnership Pilot Subscription Summary for Camden 1106

Camden 1106					
Tranche #	Subscription Launch	Reservation Deadline	Subscription Duration (Days)	Contingency Date	In-Service Date
1	1/15/2024	3/4/2023	-316	5/3/2023	5/3/2026
2	TBD	TBD	TBD	TBD	5/3/2027
3	TBD	TBD	TBD	TBD	5/3/2028
4	TBD	TBD	TBD	TBD	5/3/2029
5	TBD	TBD	TBD	TBD	5/3/2030

As described in AL 6406-E, PG&E received input during the 2021 DPAG webinars that Candidate Deferrals that have short Tranche 1 Subscription Periods would benefit from extended subscription dates.⁸⁰ Therefore, PG&E will revisit the Reservation Deadline during the DPAG period for the Candidate Deferrals that would otherwise have short or negative Tranche 1 Subscription Periods. PG&E will consider extending the Reservation Deadline and Contingency Date to after the start of the design and

⁷⁹ As discussed below, PG&E is proposing to extend the Reservation Deadline to after the beginning of the engineering and design phase and equipment procurement to produce a positive subscription duration.

⁸⁰ AL 6406-E, p. 6-7

engineering phase of the planned investment and after the beginning of equipment procurement.⁸¹ PG&E anticipates this would move the Reservation Deadline and Contingency Date 18 months later, and thus would provide additional time for aggregators to procure Behind-The-Meter (BTM) DERs. As a result, PG&E would continue to incur costs as the engineering and design and the equipment procurement of the wire's solution would continue in parallel to the Subscription Period for these three projects. PG&E may therefore incur and track costs in the Distributed Energy Resources Distribution Deferral Account (DERDDA) memorandum account that are considered part of the deferral value attributable to DERs.⁸² PG&E plans to submit this updated schedule in its November 15, 2023 Partnership Pilot Advice Letter for approval in order to maximize the opportunities for DERs to participate in the Partnership Pilot.

9.4. Proposed Partnership Pilot Budget

The proposed Pilot Budgets supports a three-tiered payment structure with the following allocations:

- Deployment Payment: 20 percent of the Tariff Budget;
- Capacity Reservation Payment tier – 30 percent of the Tariff Budget; and
- Performance Payment tier – 50 percent of the Tariff Budget.⁸³

Table 21 through

Table 23 show the Deferral Value, Deployment Budget, Reservation Budget, Performance Budget, and Tranche Budget for each of the Candidate Deferral Opportunities recommended for the Partnership Pilot, across tranches. The Total Budget for each Candidate Deferral Opportunity is the summation of the Tranche Budgets. A Simple Pricing Method has been applied to the Partnership Pilot, whereby the Tariff Budget is set at 85 percent of the cost cap.⁸⁴ The cost cap for each tranche is equal to the Deferral Value for the Candidate Deferral Opportunity for the term of the contract (one year).⁸⁵ The term of the contracts is subject to change in sequential tranches and may vary by opportunity. A change to the term would directly impact the calculation of the Deferral Value of a tranche and the Total Deferral Value of the Opportunity. The Total Deferral Value is defined as the summation of the Deferral Value for each tranche. All values are expressed in \$1,000s and have been discounted to the

⁸¹ Due to long lead times for the procurement of transformers currently, the procurement date for the transformers for these three candidate deferral opportunities is before the design and engineering date.

⁸² D.18-02-004, at pp. 87-88, OP 2.x: "The Commission orders that contingency planning shall not be prescribed but rather determined by the IOUs on a case-by-case basis".

⁸³ D.21-02-006, OP 2.g.

⁸⁴ D.21-02-006, OP 2.d.

⁸⁵ D.21-02-006, p. 40.

year of the In-Service Date for each tranche. The budget tables below are preliminary and will be finalized through the November 15 Advice Letter filing.

Table 21. Partnership Pilot Budget Summary (\$1,000s) for Giffen Bank 2

Giffen Bank 2					
Tranche #	Deferral Value	Deployment Budget	Reservation Budget	Performance Budget	Tranche Budget
1	\$1,244	\$211	\$317	\$529	\$1,057
2	\$1,275	\$217	\$325	\$542	\$1,084
3	\$1,307	\$222	\$333	\$555	\$1,111
4	\$1,339	\$228	\$342	\$569	\$1,138
5	\$1,373	\$233	\$350	\$583	\$1,167
TOTAL	\$6,537	\$1,111	\$1,667	\$2,778	\$5,557

Table 22. Partnership Pilot Budget Summary (\$1,000s) for Green Valley Bank 4

Green Valley Bank 4					
Tranche #	Deferral Value	Deployment Budget	Reservation Budget	Performance Budget	Tranche Budget
1	\$1,866	\$317	\$476	\$793	\$1,586
2	\$1,912	\$325	\$488	\$813	\$1,626
3	\$1,960	\$333	\$500	\$833	\$1,666
4	\$2,009	\$342	\$512	\$854	\$1,708
5	\$2,059	\$350	\$525	\$875	\$1,751
TOTAL	\$9,807	\$1,667	\$2,501	\$4,168	\$8,336

Table 23. Partnership Pilot Budget Summary (\$1,000s) for Camden 1106

Camden 1106					
Tranche #	Deferral Value	Deployment Budget	Reservation Budget	Performance Budget	Tranche Budget
1	\$2,116	\$360	\$539	\$899	\$1,798
2	\$2,168	\$369	\$553	\$922	\$1,843
3	\$2,223	\$378	\$567	\$945	\$1,889
4	\$2,2788	\$387	\$581	\$968	\$1,937
5	\$2,335	\$397	\$595	\$992	\$1,985
TOTAL	\$11,120	\$1,890	\$2,836	\$4,726	\$9,452

Funds not spent in any Partnership Pilot project tranche will be rolled over to the subsequent tranche, while maintaining the deployment, reservation, and performance payment structure. Any excess funds that remain after the full deferral period (i.e., there are no future tranches to receive the roll over) will be returned to ratepayers.⁸⁶

⁸⁶ Advice Letter 6406-E-A

9.5. Status Update for the 2021 and 2022 Partnership Pilot Projects

In PG&E's 2021 and 2022 DIDF cycle, PG&E identified six 2021 Candidate Deferral Opportunities and three 2022 Candidate Deferral Opportunities for the Partnership Pilot.^{87 88} As depicted in Table 24, the subscription launched for Tranche 1 for the 6 Candidate Deferral Opportunities by January 18, 2022.⁸⁹ Table 25 shows the 3 Candidate Deferral Opportunities which were launched on January 15, 2023. Upon launch, the Partnership Pilot website has provided monthly procurement updates for active and closed tranches.⁹⁰ The reservation deadline for the subscription period for the Coalinga No. 1 Bank 2, Embarcadero 1118, Rocklin 1105, Anita 1105, Belle Haven Bank 4, Vasona 1109, and Gabilan Bank 2 Candidate Deferral opportunities ended with no reservations. Since the grid need was not successfully deferred by DERs and the contingency date has passed, the pilot is closed for those Candidate Deferral Opportunities.

Table 24. 2021 Partnership pilot projects Tranche 1 subscription periods

Project Name	Subscription Launch	Reservation Deadline	Subscription Duration (Days)	Contingency Date	In-Service Date	Status
Coalinga No. 1 Bank 2	1/18/2022	6/1/2022	142	8/1/2022	6/1/2024	Closed
Embarcadero (SF Z) 1116	1/18/2022	4/1/2024 ⁹¹	446	6/1/2024	4/1/2026	Open
Embarcadero (SF Z) 1118	1/18/2022	4/3/2023 ⁹¹	812	6/1/2023	6/1/2025	Closed
Rocklin 1105	1/18/2022	3/1/2023	415	5/1/2023	5/1/2025	Closed
Anita 1105	1/18/2022	3/1/2023	415	5/1/2023	6/1/2024	Closed
Belle Haven Bank 4	1/18/2022	5/1/2022	111	7/1/2022	5/1/2024	Closed

Table 25. 2022 Partnership pilot projects Tranche 1 subscription periods

Project Name	Subscription Launch	Reservation Deadline	Subscription Duration (Days)	Contingency Date	In-Service Date	Status
Gabilan Bank 2	1/17/2023	8/2/2023	227	10/31/2023	5/1/2025	Closed
Carlotta Bank 2	1/17/2023	9/1/2023	197	10/1/2023	5/31/2025	Open
Vasona 1109	1/17/2023	4/2/2023	74	6/1/2023	6/1/2025	Closed

For the other two Candidate Deferral Opportunities (i.e., Carlotta Bank 2 and Embarcadero 1116), the subscription period for Tranche 1 is still open. As of August 1, 2023, the procurement goal has not yet been met for these two Candidate Deferral Opportunities. The Subscription Periods and Budget are unchanged for the two

⁸⁷ PG&E's 2021 DDOR, Section 9

⁸⁸ PG&E's 2022 DDOR, Section 9

⁸⁹ Advice Letter 6406-E-A, Table 5, p. 6

⁹⁰ https://www.pge.com/en_US/for-our-business-partners/energy-supply/electric-rfo/wholesale-electric-power-procurement/didf-partnership-pilot.page

⁹¹ The dates for Embarcadero 1116 and Embarcadero 1118 were incorrect in the Advice Letter 6406-E-A and are corrected here.

Candidate Deferral Opportunities.⁹² The Procurement Goals for Tranche 1 are also unchanged. Per D.21-02-006⁹³ and PG&E's 2021 DDOR,⁹⁴ the number of Tranches and the Procurement Goals (and corresponding Acceptance Triggers, and Procurement Caps), for all subsequent tranches will continue to be subject to change through the annual distribution planning activities and may continue to be updated annually during the DPAG process.

⁹² Advice Letter 6406-E

⁹³ D.21-02-006, OP 3.

⁹⁴ Advice Letter 6406-E, p. 5

10. Standard Offer Contract (SOC) Pilot

In May 2023, the assigned ALJ issued a ruling on recommended reforms for the 2023 DIDF process, the Partnership Pilot, and the SOC Pilot. As per Section 2.3⁹⁵ of the ruling, the SOC Pilot is discontinued to ensure the protection of ratepayer funds. Hence, no Candidate Deferral opportunities were identified for the SOC Pilot in 2023 DIDF. However, PG&E signed a contract for the 2022 SOC Pilot at Blackwell Bank 1 that is currently still in development.

10.1. Procurement Status Update of the 2021 and 2022 SOC pilot

PG&E launched solicitations for the SOC Pilot on September 15, 2021, for one Candidate Deferral Opportunity, Vierra Bank 3. On May 5, 2022, PG&E filed Advice Letter 6583⁹⁶ to terminate the solicitation for the Vierra Bank 3 Candidate Deferral Opportunity.

In 2022, PG&E launched solicitations for the SOC Pilot on September 15, for one Candidate Deferral Opportunity, Blackwell Bank 1. On May 15, 2023, PG&E filed Advice Letter 6945-E⁹⁷ to inform the CPUC on the successful solicitation of the Blackwell Bank 1 Candidate Deferral Opportunity. The DER contract was signed on April 11, 2023. The DER Project is currently under development.

⁹⁵ May 19, 2023, Administrative Law Judge's Ruling on Recommended Reforms for the Distribution Investment Deferral Framework Process, the Partnership Pilot, and the Standard-Offer-Contract Pilot, p. 7.

⁹⁶ Advice Letter 6583-E, "Notice to Suspend Competitive Solicitations for Distributed Energy Resource (DER) Procurement for Electric Distribution Deferral Opportunities at Vierra Substation", May 5, 2022.

⁹⁷ Advice Letter 6945-E. "Information-Only: Executed Contracts Pursuant to the May 11, 2020 Administrative Law Judge's Ruling Modifying the Distribution Investment Deferral Framework Filing and Process Requirements", May 15, 2023.

11. Contingency Plans

Electric distribution systems can change dynamically in terms of local area demand in response to agricultural water allocation and temperature sensitivity, economic drivers, and the unpredictability of large new customer load additions. When one of these drivers causes the load or near term forecast to exceed the local system capability, PG&E manages the load until capacity upgrades can be installed using field switching where possible, temporary re-rates on various pieces of equipment, and/or installation of temporary and mobile equipment.

Generally, these are the same contingency planning steps PG&E will use for contracted DER solutions that are not able to successfully mitigate the grid needs for the identified Candidate Deferral Opportunities. Specifically, PG&E has considered three different project stages where a DER solution can fail in being able to provide successful distribution services:

- **DER Solicitation stage:** If no cost-effective or combination of cost-effective bids meet the grid need, or if there is a change in forecasted grid need date (e.g., accelerating the need for a solution sooner than originally planned), the contingency plan option is to either consider the deferral opportunity again in next year's DDOR⁹⁸ or proceed with the planned "wires" project if the start date for the project is prior to next year's distribution resources planning process.
- **DER Implementation stage:** If the contracted DER solution fails to meet its implementation milestones and is not expected to achieve operations by the identified grid need date, or if there is a change in forecasted grid need date (e.g., accelerating the need for a solution sooner than originally planned), the contingency plan options available during this stage depends upon when during the DER implementation stage it becomes known the DER solution will be not be available to meet the identified grid need date. If it is early in the implementation stage, it may be possible for another cost-effective or combination of cost-effective bids for DERs to be considered.⁹⁹ If that is not the case, the contingency is to implement the planned wires project if possible. If it is later in the DER implementation stage, depending upon the loading and system conditions, a stop-gap wires solution including the various steps described above will be implemented.
- **Commercial Operation stage:** If the contracted DER resource fails to meet performance requirements or simply fails while in service, PG&E will handle this situation in the same manner as with any other failed equipment. The immediate emergency response includes distribution operations personnel implementing

⁹⁸ Where third-party DER procurement is unsuccessful, PG&E will consider full or partial IOU-ownership of a DER solution.

⁹⁹ Where third-party DER procurement is unsuccessful, PG&E will consider full or partial IOU-ownership of a DER solution.

load transfers based on current loading profiles, installation of mobile generation, and/or a plan to interrupt power for local customers as a last resort. The contingency plan beyond the initial 24 hours would consider area loading, expected duration of the DER resource failure, potential transfers that may be available because of recent distribution infrastructure additions or improvements, re-rating of distribution facilities,¹⁰⁰ including substation banks, and installation of temporary facilities such as a mobile transformer bank.¹⁰¹

It is important to note that new customer load applications for demand in the 2-5 MW range are not uncommon. PG&E cannot predict with absolute certainty where or when large new customer load will happen. For example, a high-speed Electric Vehicle charging facility may result in a load application request between 5-10 MW at a specific location. If an updated demand forecast is higher than what the DER solution can provide, PG&E would deploy the same contingency strategies identified previously in this section. PG&E also coordinates with customers in providing new service based on the size and timing of the load ramp up schedule.

For the Partnership Pilot, the Contingency Date for each Candidate Deferral Opportunity selected is described and included in Section 9.3.

As part of the ongoing evaluation and reform of the DIDF process, PG&E reports on the contingency spending for the most recent DIDF solicitations.¹⁰² PG&E tracks all contingency costs in its Distributed Energy Resources Distribution Deferral Account (DERDDA) and will seek recovery for costs reasonably incurred in its General Rate Case.¹⁰³ For those Candidate Deferral Opportunities for which the solicitations were closed without any procurement, there are no contingency costs. As of August 2023, the contingency spend for Candidate Deferral Opportunities that are currently open for reservation or that are under DER contract is listed in Table 26.

¹⁰⁰ The use of emergency ratings is unlikely to be a viable contingency plan for Candidate Deferral Opportunities with long duration needs due to the duration of the need exceeding the duration of the emergency rating.

¹⁰¹ Where third-party DER procurement is unsuccessful, PG&E will consider full or partial IOU-ownership of a DER solution.

¹⁰² May 7, 2019, Administrative Law Judge's Ruling Modifying the Distribution Investment Deferral Framework Process, p. 13.

¹⁰³ Rulemaking (R.) 14-08-013, Administrative Law Judge's Ruling Modifying the Distribution Investment Deferral Framework—Filing and Process Requirements, Att. A, Item 51 (May 11, 2020).

Table 26. Contingency Spend

CANDIDATE DEFERRAL OPPORTUNITY	CONTINGENCY SPEND *
Embarcadero (SF Z) 1116	\$0
Carlotta Bank 2	\$0
Lakeview 1110	\$15,854
Mormon Bank 2	\$0
Saratoga 1102	\$0
Blackwell Bank 1	\$0

* Contingency Spend as of August 2023, for Candidate Deferral Opportunities from PG&E's 2021 and 2022 DIDF Cycle

12. Known Load Tracking and Reporting

PG&E's known load data, as required by section 2.4 of the 2023 DIDF Reform Ruling,¹⁰⁴ is provided in Appendix G. The customer load applications were used as known load adjustments that were used to generate the forecasts used in the 2023 GNA. PG&E assumes all load growth to be embedded within the total IEPR 13-year growth. PG&E methodology, for the 2023 GNA/DDOR, derives the incremental system peak MW growth from the CED Forecast products. The details of how the system load forecast is disaggregated into feeder level data is provided in Appendix C of the PG&E'S 2023 Distribution Grid Needs Assessment filing.

Per the August 11, 2023 Email Ruling Granting PG&E Motion for Extension of Time and Tentatively Cancelling Annual Primer Workshop, PG&E will file the metrics for the known load tracking data as required in section 2.5 of the 2023 DIDF Reform Ruling¹⁰⁵ on September 15, 2023.

12.1 Known Load Dataset Guide:

This section is a guide to the dataset on the known loads, otherwise addressed as load adjustments (Appendix G).¹⁰⁶ A uniform list of known load types and categories was developed jointly by the IOUs and shared with Energy Division and the IPE on June 6, 2023. The list consists of 6 customer types and 15 customer categories as seen in Table 27.

¹⁰⁴ May 19, 2023, Administrative Law Judge's Ruling On Recommended Reforms For The 2023 Distribution Investment Deferral Framework Process, The Partnership Pilot And The Standard Offer-Contract Pilot, p. 9.

¹⁰⁵ May 19, 2023, Administrative Law Judge's Ruling On Recommended Reforms For The 2023 Distribution Investment Deferral Framework Process, The Partnership Pilot And The Standard Offer-Contract Pilot, p. 9.

¹⁰⁶ Individual fields marked as N/A if data that is not available (e.g., was not recorded).

Table 27 Known Load Types and Categories

Type	Category
Residential	Home Construction
Residential	Other
Commercial	Education
Commercial	Health Care
Commercial	Business
Commercial	Other
Industrial	Plants
Industrial	Facilities
Industrial	Cultivation
Industrial	Other
Transportation	LD EV
Transportation	MD/HD EV
Agriculture	Agriculture
Energy Storage	Retail
Energy Storage	Wholesale

A description of the specific fields and values are given below:

1. **Circuit:** Name of the Feeder that the known load adjustment is applied to. Note that the same feeder exclusion list used in the GNA applies to the known load adjustment list.
2. **Unique Identifier:** Unique identifier for individual load adjustments. A single customer application for service may result in more than one load adjustment, depending on whether multiple types of loads are applied for and whether the load will increase across multiple years.
3. **Type:** Residential, Commercial, Industrial, Agriculture, Transportation and Energy Storage.
4. **Category:** This includes further categories of each type i.e., Home Construction, and Other for the Residential type; Education, Healthcare, Business, and Other for the Commercial type; Plants, Facilities, Cultivation, and Other for the Industrial type; LD EV, and MD/HD EVs for the Transportation type; Agriculture for the Agriculture type; Retail and Wholesale for the Energy Storage type.
5. **IEPR Status:** PG&E does not use this field, and is therefore marked as N/A.
6. **Load Amount (MW):** Engineering-approved load amount for each unique adjustment. This amount is usually based on customer usage for other similar customers and does not necessarily represent the load amount provided by the customer on their application for service.

7. **Initial Service Request Date:** The date PG&E received the initial request for service from the Customer. PG&E is developing tools to track this data for future DIDF Cycles.
8. **Current Expected In-Service Date:** Forecast year in which the adjustment is expected to come online.
9. **Status:** Consists of three categories:
 - Service Requested status refers to phase before and until construction.
 - Request Canceled status refers to the cancellation of a requested load.
 - Monitoring Load status refers to period where actual max demand is being captured.
10. **Actual In-Service:** Data not currently available and marked as N/A. PG&E is developing tools to track this data for future DIDF Cycles.
11. **Actual Load Amount:** Data not currently available and marked as N/A. PG&E is developing tools to track this data for future DIDF Cycles.

12.2 Known Load Reporting and Metrics

PG&E was granted an extension to September 15, 2023,¹⁰⁷ to report the known load metrics as seen in the IPE report¹⁰⁸ and the narrative, to comply with the requirements from Section 2.5 of the DIDF Reform Order.¹⁰⁹

¹⁰⁷ See August 11, 2023 Email Ruling in R.21-06-017.

¹⁰⁸ 2023 Independent Professional Engineer, Final IPE Post DPAG Report, March 29, 2023, p.31

¹⁰⁹ May 19, 2023, Administrative Law Judge's Ruling On Recommended Reforms For The 2023 Distribution Investment Deferral Framework Process, The Partnership Pilot And The Standard Offer-Contract Pilot, Section 2.5, p. 9

13. Recommendations and Next Steps

PG&E will launch a competitive solicitation via a September 15, 2023, RFO for three Tier 1 Candidate Deferral Opportunities, as listed below:

- Storey 1103
- Lemoore 1106
- Corral 1104

Additionally, PG&E is recommending 3 Candidate Deferral Opportunities for the first Tranche for the Partnership Pilot. The Candidate Deferral Opportunities recommended for the Partnership Pilot will be discussed at the September 2022 DPAG. On November 15, 2023, PG&E will file a Pilot Advice Letter requesting authorization to launch the subscription period with final cost caps. The recommended Candidate Deferral Opportunities for the Partnership Pilot are listed below:

- Giffen Bank 2
- Green Valley Bank 4
- Camden 1106

PG&E will not launch a Standard Offer Contract (SOC) Pilot on September 15, 2023.¹¹⁰

PG&E does not recommend pursuing the remaining Tier 2 and 3 Candidate Deferral Opportunities at this time due to their low likelihood of achieving a successful outcome. However, these Candidate Deferral Opportunities will be discussed at upcoming Distribution Planning Advisory Group (DPAG) Meetings.

13.1. Proposed Work Plan for the Distribution Planning Advisory Group

In accordance with D.18-02-004 ordering paragraphs 2.t, 2.u, and 2.v and the May 7, 2019, April 13, 2020, May 11, 2020, June 2021, June 2022, and May 2023, ALJ Rulings Modifying the DIDF Process, PG&E will proceed with the work plan below for the DPAG meetings:

- Sept 5: The IPE circulates preliminary analysis of PG&E's GNA and DDOR
- Sept 15: Launch RFO for DER solicitations from 3rd party
- Sept 15: Utilities update Participation Pilot website with prescreened aggregator contact information
- Sept 18 - 30 (Tentative): Joint IOUs to host DPAG Primer Webinar & PG&E to host DPAG meeting via Webinar.
- Sept 25: Participants provide questions and comments to IOUs and IPE
- Sept 30: Supplemental filing of known load data reporting

¹¹⁰ May 19, 2023, Administrative Law Judge's Ruling on Recommended Reforms for the Distribution Investment Deferral Framework Process, the Partnership Pilot, and the Standard-Offer-Contract Pilot, Section 2.3, p. 7.

- Oct 5: Provide responses to questions.
- Oct 15: Supplemental filing of GNA/DDOR for line section data
- Nov 8: IPE DPAG Reports
- Nov 15: File two Tier 2 Advice Letters
 1. Approval to launch subscription periods for Partnership pilot.
 2. Seeking approval to not launch RFOs or Partnership pilots for remaining Planned Investments and Candidate Deferral opportunities.
- Nov 30: Supplemental filing of GNA/DDOR for line section data

13.2. Future DIDF Reform

To consider future reforms to the DIDF process, PG&E provides the following recommendations for future DIDF reform:¹¹¹

1. Overall, PG&E views the DIDF as successfully providing information about PG&E's distribution planning process and identifying opportunities for deferral by DERs.
2. PG&E recommends pausing formal reform and expansion to the DIDF, and instead focus on ensuring readiness for a high electrification future.¹¹²
3. PG&E continues to recommend that line sections be excluded from future DIDF cycles. Assessing line section needs and documenting the line section Planned Investments requires extensive effort, while few, if any, are likely to be viable Candidate Deferral Opportunities due to the near-term identification of the need, the uncertainty of the long-term forecast for line sections, the relatively smaller amount of customers for which to potentially market DERs, and the relatively smaller cost of the traditional mitigation. If the line section data is still required, PG&E recommends that the IOUs be allowed to file it as a supplement to the GNA and DDOR by November 30th of each year. This would allow stakeholders to focus on the Candidate Deferral Opportunities and streamline the GNA, DDOR, and DPAG process.
4. PG&E's 2023 GNA and DDOR filings include a grid need ID, facility ID, and project ID numbering system. All project ID numbers are unique and directly link to specific projects in PG&E's GRC when such projects are specifically included in the GRC. PG&E filed its 2023 GRC application in July 2021. Differences between the DDOR and GRC are described in Section 6.1.
5. PG&E continues to recommend that LNBA calculations only be required for the Candidate Deferral Opportunities, rather than for all Planned Investments, as the purpose of this information is to evaluate the feasibility of DER deferral and it is a significant undertaking to provide this information for all Planned

¹¹¹ May 7, 2019, Administrative Law Judge's Ruling Modifying the Distribution Investment Deferral Framework Process, p. 16.

¹¹² April 4, 2023, PG&E Annual DIDF Comments

Investments. Furthermore, as explained in Section 6.2, the LNBA values for Planned Investments that are not Candidate Deferral Opportunities are not indicative of the Deferral Value. The unit costs used for these Planned Investments are based on the total unit cost rather the deferrable (unspent costs). Therefore, the LNBA value for these Planned Investments is not representative of the Deferral Value and thus serves no clear purpose.

6. PG&E supports the IPE's recommendation of not including microgrid projects in DIDF if those are approved in other proceedings.¹¹³

¹¹³ 2023 Independent Professional Engineer Post DPAG Report, Section 2.4, p. 12

Appendix A.1: Planned Investments

PDF attached separately.

Appendix A.2: Planned Solutions

PDF attached separately.

Appendix B: Candidate Deferral Opportunities

PDF attached separately.

Appendix C: Prioritization Metric Workbook

Workbook PDF attached separately.

Appendix D: LNBA Workbooks for Candidate Deferral Opportunities

Workbook PDF attached separately.

Appendix E: LNBA Workbooks for Planned Investments

Workbook PDF attached separately.

Appendix F: Forecast Questionnaire

Workbook PDF attached separately.

Appendix G: Known Load Project Tracking Data

Workbook PDF attached separately.

Appendix H: Known Load Reporting and Metrics

Known Load metrics be provided as a supplemental filing on September 15, 2023

Appendix I: Line Section Planned Investments

Additional Grid Needs and associated Planned Investments resulting from line section analysis will be provided as a supplemental filing on November 30, 2023

Appendix J: Line section LNBA Workbooks for Planned Investment

LNBA for Planned Investments resulting from line section analysis will be provided as a supplemental filing on November 30, 2023

Appendix K: Reporting of Utility Procurement and/or Projects Identified for Utility Ownership¹¹⁴

Workbook PDF attached separately.

¹¹⁴ DIDF Reforms Ruling, May 2023

PG&E 2023 Distribution Deferral Opportunity Report (DDOR)

Appendix A.1: Planned Investments

Version Date: 8/15/2023

Public

Planned Investments																								
DDOR ID	Previous DDOR?	Distribution Planning Region	Division	Project Type	Project Name	Project Description	In-service Date	Project Cost (\$k)	Deferrable (Y/N)	LNBA Value (\$/kW-yr)	LNBA Value (\$/PU-yr)	GNA Need ID	Facility ID	GNA Facility Name	Distribution Service Required	Grid Need (2023-2032)	Grid Need Unit	Residential	Commercial	Industrial	Agricultural	Other	Total	Project excluded from prioritization?
DDOR2296	No	Central Valley	Fresno	Feeder	ASHLAN AVE BUS CONDUCTOR	UPGRADE CONDUCTOR	5/1/2024	\$50	N	\$0.50		GNA_25205112_Capacity	25205112	ASHLAN AVENUE 1112	Capacity	2.99	MW	2624	106	54	1	7	2792	No
DDOR2296	No	Central Valley	Fresno	Feeder	ASHLAN AVE BUS CONDUCTOR	UPGRADE CONDUCTOR	5/1/2024	\$50	N	\$0.50		GNA_252051108_Capacity	252051108	ASHLAN AVENUE 1108	Capacity	CC	MW	1062	201	39	8	8	1318	No
DDOR2294	No	North Valley and Sierra	North Bay	Feeder	NAPA 1110 & 1102	RECONDUCTOR NAPA 1110 & 1102	12/31/2023	\$602	N	\$1		GNA_0432901_Capacity	0432901	PUEBLO BANK 1	Capacity	16.86	MW	8881	575	152	448	42	10098	No
DDOR2294	No	North Valley and Sierra	North Bay	Feeder	NAPA 1110 & 1102	RECONDUCTOR NAPA 1110 & 1102	12/31/2023	\$602	N	\$1		GNA_043292103_Capacity	043292103	PUEBLO 2103	Capacity	5.36	MW	4350	180	26	140	21	4717	No
DDOR2294	No	North Valley and Sierra	North Bay	Feeder	NAPA 1110 & 1102	RECONDUCTOR NAPA 1110 & 1102	12/31/2023	\$602	N	\$1		GNA_0420203_Capacity	0420203	NAPA BANK 3	Capacity	3.91	MW	8211	879	177	46	26	9339	No
DDOR2294	No	North Valley and Sierra	North Bay	Feeder	NAPA 1110 & 1102	RECONDUCTOR NAPA 1110 & 1102	12/31/2023	\$602	N	\$1		GNA_042021110_Capacity	042021110	NAPA 1110	Capacity	1.35	MW	2850	348	75	2	13	3288	No
DDOR001	Yes	South Bay and Central Coast	De Anza	Feeder	VASONA 1106	INSTALL NEW FEEDER VASONA 1106	5/1/2023	\$1,192	N	\$8		GNA_0837701_Capacity	0837701	VASONA BANK 1	Capacity	4.10	MW	9471	990	289	1	55	10806	No
DDOR001	Yes	South Bay and Central Coast	De Anza	Feeder	VASONA 1106	INSTALL NEW FEEDER VASONA 1106	5/1/2023	\$1,192	N	\$8		GNA_0820202_Capacity	0820202	LOS GATOS BANK 2	Capacity	4.93	MW	3579	452	103	1	28	4163	No
DDOR001	Yes	South Bay and Central Coast	De Anza	Feeder	VASONA 1106	INSTALL NEW FEEDER VASONA 1106	5/1/2023	\$1,192	N	\$8		GNA_0820201_Capacity	0820201	LOS GATOS BANK 1	Capacity	3.99	MW	4357	623	154	8	35	5177	No
DDOR001	Yes	South Bay and Central Coast	De Anza	Feeder	VASONA 1106	INSTALL NEW FEEDER VASONA 1106	5/1/2023	\$1,192	N	\$8		GNA_083371104_Capacity	083371104	SARATOGA 1104	Capacity	5.01	MW	1681	41	5	1	11	1739	No
DDOR006	Yes	North Valley and Sierra	Sacramento	Feeder	DEEPWATER 1110 & 1111	INSTALL DEEPWATER 1110 & 1111	12/1/2023	\$4,926	N	\$30		GNA_0631301_Capacity	0631301	WEST SACRAMENTO BANK 1	Capacity	2.49	MW	704	741	294	12	21	1772	No
DDOR006	Yes	North Valley and Sierra	Sacramento	Feeder	DEEPWATER 1110 & 1111	INSTALL DEEPWATER 1110 & 1111	12/1/2023	\$4,926	N	\$30		GNA_0631303_Capacity	0631303	WEST SACRAMENTO BANK 3	Capacity	3.08	MW	6668	342	207	62	47	7326	No
DDOR006	Yes	North Valley and Sierra	Sacramento	Feeder	DEEPWATER 1110 & 1111	INSTALL DEEPWATER 1110 & 1111	12/1/2023	\$4,926	N	\$30		GNA_063621109_Capacity	063621109	DEEPWATER 1109	Capacity	2.40	MW	2734	77	62	2	4	2879	No
DDOR006	Yes	North Valley and Sierra	Sacramento	Feeder	DEEPWATER 1110 & 1111	INSTALL DEEPWATER 1110 & 1111	12/1/2023	\$4,926	N	\$30		GNA_063131106_Capacity	063131106	WEST SACRAMENTO 1106	Capacity	CC	MW	171	138	40	8	8	365	No
DDOR006	Yes	North Valley and Sierra	Sacramento	Feeder	DEEPWATER 1110 & 1111	INSTALL DEEPWATER 1110 & 1111	12/1/2023	\$4,926	N	\$30		GNA_063131110_Capacity	063131110	WEST SACRAMENTO 1110	Capacity	CC	MW	2857	168	64	0	35	3124	No
DDOR007	Yes	South Bay and Central Coast	San Jose	Feeder	ALMADEN 1112	BUILD FEEDER FROM EXISTING BREAKER	12/30/2023	\$1,653	N	\$9		GNA_0834302_Capacity	0834302	HICKS BANK 2	Capacity	14.37	MW	13107	652	268	0	45	14072	No
DDOR007	Yes	South Bay and Central Coast	San Jose	Feeder	ALMADEN 1112	BUILD FEEDER FROM EXISTING BREAKER	12/30/2023	\$1,653	N	\$9		GNA_083431110_Capacity	083431110	HICKS 1110	Capacity	3.23	MW	2651	125	90	0	12	2878	No
DDOR007	Yes	South Bay and Central Coast	San Jose	Feeder	ALMADEN 1112	BUILD FEEDER FROM EXISTING BREAKER	12/30/2023	\$1,653	N	\$9		GNA_082311111_Capacity	082311111	ALMADEN 1111	Capacity	3.16	MW	3911	140	67	0	15	4133	No
DDOR007	Yes	South Bay and Central Coast	San Jose	Feeder	ALMADEN 1112	BUILD FEEDER FROM EXISTING BREAKER	12/30/2023	\$1,653	N	\$9		GNA_082311102_Capacity	082311102	ALMADEN 1102	Capacity	1.90	MW	3575	191	48	0	22	3836	No
DDOR010	Yes	Central Valley	Fresno	Feeder	DINUBA 1103	INSTALL DINUBA 1103	6/1/2023	\$1,694	N	\$10		GNA_2523403_Capacity	2523403	REEDLEY BANK 3	Capacity	11.63	MW	5253	372	102	887	29	6643	No
DDOR010	Yes	Central Valley	Fresno	Feeder	DINUBA 1103	INSTALL DINUBA 1103	6/1/2023	\$1,694	N	\$10		GNA_254091104_Capacity	254091104	DINUBA 1104	Capacity	2.86	MW	1095	92	20	492	12	1711	No
DDOR010	Yes	Central Valley	Fresno	Feeder	DINUBA 1103	INSTALL DINUBA 1103	6/1/2023	\$1,694	N	\$10		GNA_254091105_Capacity	254091105	DINUBA 1105	Capacity	3.11	MW	1231	98	15	518	12	1874	No
DDOR010	Yes	Central Valley	Fresno	Feeder	DINUBA 1103	INSTALL DINUBA 1103	6/1/2023	\$1,694	N	\$10		GNA_254091102_Capacity	254091102	DINUBA 1102	Capacity	2.23	MW	2496	346	105	74	15	3036	No
DDOR013	Yes	Bay Area	Peninsula	Feeder	EAST GRAND 1116 AND 1117	INSTALL EAST GRAND 1116 & 1117 FEEDERS	3/1/2023	\$475	N	\$1		GNA_0225701_Capacity	0225701	EAST GRAND BANK 1	Capacity	8.80	MW	6906	484	183	7	46	7626	No
DDOR013	Yes	Bay Area	Peninsula	Feeder	EAST GRAND 1116 AND 1117	INSTALL EAST GRAND 1116 & 1117 FEEDERS	3/1/2023	\$475	N	\$1		GNA_0225705_Capacity	0225705	EAST GRAND BANK 5	Capacity	CC	MW	3090	759	263	0	16	4128	No
DDOR013	Yes	Bay Area	Peninsula	Feeder	EAST GRAND 1116 AND 1117	INSTALL EAST GRAND 1116 & 1117 FEEDERS	3/1/2023	\$475	N	\$1		GNA_022571109_Capacity	022571109	EAST GRAND 1109	Capacity	10.09	MW	362	88	57	1	22	530	No
DDOR013	Yes	Bay Area	Peninsula	Feeder	EAST GRAND 1116 AND 1117	INSTALL EAST GRAND 1116 & 1117 FEEDERS	3/1/2023	\$475	N	\$1		GNA_022571101_Capacity	022571101	EAST GRAND 1101	Capacity	CC	MW	3087	409	121	0	10	3627	No
DDOR013	Yes	Bay Area	Peninsula	Feeder	EAST GRAND 1116 AND 1117	INSTALL EAST GRAND 1116 & 1117 FEEDERS	3/1/2023	\$475	N	\$1		GNA_022571113_Capacity	022571113	EAST GRAND 1113	Capacity	CC	MW	0	12	22	0	2	36	No
DDOR014	Yes	Bay Area	San Francisco	Feeder	MISSION X 1113	MISSION X 1113 CIRCUIT REINFORCEMENT	6/1/2023	\$3,149	N	\$26		GNA_022011113_Capacity	022011113	MISSION (SF X) 1113	Capacity	7.02	MW	6658	389	118	0	5	7170	No
DDOR015	Yes	Bay Area	San Francisco	Feeder	POTRERO A 1108	RECABLE POTRERO A 1118	4/1/2023	\$2,008	N	\$18		GNA_022031108_Capacity	022031108	POTRERO (SF A) 1108	Capacity	6.56	MW	3483	269	189	0	15	3956	No
DDOR017	Yes	Bay Area	Mission	Bank and Feeder	JARVIS BANK 2 AND 1107	REPLACE JARVIS BANK 2 AND INSTALL JARVIS 1107	4/1/2023	\$11,485	N	\$132		GNA_013501105_Capacity	013501105	JARVIS 1105	Capacity	2.99	MW	5949	177	42	1	26	6195	No
DDOR017	Yes	Bay Area	Mission	Bank and Feeder	JARVIS BANK 2 AND 1107	REPLACE JARVIS BANK 2 AND INSTALL JARVIS 1107	4/1/2023	\$11,485	N	\$132		GNA_013501111_Capacity	013501111	JARVIS 1111	Capacity	2.56	MW	5924	373	69	1	35	6402	No
DDOR017	Yes	Bay Area	Mission	Bank and Feeder	JARVIS BANK 2 AND 1107	REPLACE JARVIS BANK 2 AND INSTALL JARVIS 1107	4/1/2023	\$11,485	N	\$132		GNA_013501112_Resiliency	013501112	JARVIS 1112	Resiliency	1.71	MW	6725	241	51	2	43	7062	No
DDOR017	Yes	Bay Area	Mission	Bank and Feeder	JARVIS BANK 2 AND 1107	REPLACE JARVIS BANK 2 AND INSTALL JARVIS 1107	4/1/2023	\$11,485	N	\$132		GNA_013501105_Resiliency	013501105	JARVIS 1105	Resiliency	0.38	MW	5949	177	42	1	26	6195	No
DDOR017	Yes	Bay Area	Mission	Bank and Feeder	JARVIS BANK 2 AND 1107	REPLACE JARVIS BANK 2 AND INSTALL JARVIS 1107	4/1/2023	\$11,485	N	\$132		GNA_013501111_Resiliency	013501111	JARVIS 1111	Resiliency	0.83	MW	5924	373	69	1	35	6402	No
DDOR018	Yes	Central Valley	Stockton	Feeder	LAMMERS 1104 AND 1108	INSTALL LAMMERS 1104 & 1108 BREAKERS	4/1/2023	\$2,500	N	\$5		GNA_1630901_Capacity	1630901	CARBONA BANK 1	Capacity	38.22	MW	3485	176	30	44	25	3760	No
DDOR018	Yes	Central Valley	Stockton	Feeder	LAMMERS 1104 AND 1108	INSTALL LAMMERS 1104 & 1108 BREAKERS	4/1/2023	\$2,500	N	\$5		GNA_162771103_Capacity	162771103	LAMMERS 1103	Capacity	3.90	MW	3005	97	6	15	4	3127	No
DDOR018	Yes	Central Valley	Stockton	Feeder	LAMMERS 1104 AND 1108	INSTALL LAMMERS 1104 & 1108 BREAKERS	4/1/2023	\$2,500	N	\$5		GNA_163091101_Capacity	163091101	CARBONA 1101	Capacity	12.95	MW	1768	115	22	40	21	1966	No
DDOR019	Yes	Bay Area	San Francisco	Feeder	POTRERO A 1113	POTRERO A 1113 RECABLE INSIDE SUB	9/13/2023	\$10,645	N	\$451		GNA_022031113_Capacity	022031113	POTRERO (SF A) 1113	Capacity	1.35	MW	1000	273	118	4	2	1397	No
DDOR020	Yes	Bay Area	San Francisco	Feeder	POTRERO A 1119	POTRERO A 1119 RECABLE INSIDE SUB	6/1/2023	\$4,951	N	\$13		GNA_02203110_Capacity	02203110	POTRERO A BANK 10	Capacity	15.74	MW	14140	1726	601	6	58	16531	No
DDOR020	Yes	Bay Area	San Francisco	Feeder	POTRERO A 1119	POTRERO A 1119 RECABLE INSIDE SUB	6/1/2023	\$4,951	N	\$13		GNA_022031108_Capacity	022031108	POTRERO (SF A) 1108	Capacity	6.56	MW	3483	269	189	0	15	3956	No
DDOR021	Yes	Bay Area	San Francisco	Feeder	MISSION X 1101	MISSION X 1101 RECABLE INSIDE SUB	8/1/2023	\$2,383	N	\$31		GNA_022011102_Capacity	022011102	MISSION (SF X) 1102	Capacity	CC	MW	1671	133	83	0	2	1889	No
DDOR023	Yes	South Bay and Central Coast	Central Coast	Bank and Feeder	DOLAN BANK	INSTALL DOLAN ROAD BANK 1	5/1/2023	\$266	N	\$2		GNA_1823801_Capacity	1823801	DOLAN ROAD BANK 1	Capacity	6.71	MW	1811	179	12	67	3	2072	No
DDOR023	Yes	South Bay and Central Coast	Central Coast	Bank and Feeder	DOLAN BANK	INSTALL DOLAN ROAD BANK 1	5/1/2023	\$266	N	\$2		GNA_182381102_Capacity	182381102	DOLAN ROAD 1102	Capacity	CC	MW	0	1	1	0	0	2	No
DDOR025	Yes	Central Valley	Stockton	Feeder	VALLEY SPRINGS 1102	INSTALL NEW FEEDER VALLEY SPRINGS 1102	6/1/2023	\$4,556	N	\$154		GNA_162991102_Capacity	162991102	CORRAL 1102	Capacity	1.55	MW	1498	60	2	10	11	1581	No
DDOR025	Yes	Central Valley	Stockton	Feeder	VALLEY SPRINGS 1102	INSTALL NEW FEEDER VALLEY SPRINGS 1102	6/1/2023	\$4,556	N	\$154		GNA_162211101_Capacity	162211101	CALAVERAS CEMENT 1101	Capacity	1.99	MW	2896	523	56	25	26	3526	No
DDOR026	Yes	Central Valley	Yosemite	Feeder	WEBER 1115	INSTALL NEW FEEDER	5/1/2024	\$12,394	N	\$244		GNA_254051101_Capacity	254051101	SANTA NELLA 1101	Capacity	CC	MW	101	50	25	47	8	231	No
DDOR027	Yes	Central Valley	Yosemite	Feeder	EL NIDO 1106	INSTALL NEW FEEDER	10/3/2023	\$2,209	N	\$102		GNA_252451104_Capacity	252451104	EL NIDO 1104	Capacity	2.01	MW	129	37	6	265	5	442	No
DDOR027	Yes	Central Valley	Yosemite	Feeder	EL NIDO 1106	INSTALL NEW FEEDER	10/3/2023	\$2,209	N	\$102		GNA_253541102_Capacity	253541102	SANTA RITA 1102	Capacity	0.54	MW	206	76	12	263	3	560	No
DDOR030	Yes	Central Valley	Fresno	Bank and Feeder	CALFLAX BANK 2	INSTALL NEW BANK	5/31/2024	\$19,196	N	\$155		GNA_2523801_Capacity	2523801	COALINGA NO 2 BANK 1	Capacity	5.52	MW	132	160	43	107	12	454	No
DDOR030	Yes	Central Valley	Fresno	Bank and Feeder	CALFLAX BANK 2	INSTALL NEW BANK	5/31/2024	\$19,196	N	\$155		GNA_2534401_Capacity	2534401	CALFLAX BANK 1	Capacity	CC	MW	61	55	2	190	2	310	No
DDOR030	Yes	Central Valley	Fresno	Bank and Feeder	CALFLAX BANK 2	INSTALL NEW BANK</																		

PG&E 2023 Distribution Deferral Opportunity Report (DDOR)

Appendix A.1: Planned Investments

Version Date: 8/15/2023

Public

DDOR ID	Previous DDOR?	Distribution Planning Region	Division	Project Type	Project Name	Project Description	In-service Date	Project Cost (\$k)	Deferrable (Y/N)	LNBA Value (\$/kW-yr)	LNBA Value (\$/Vpu-yr)	GNA Need ID	Facility ID	GNA Facility Name	Distribution Service Required	Grid Need (2023-2032)	Grid Need Unit	Customer Count					Project excluded from prioritization?	
																		Residential	Commercial	Industrial	Agricultural	Other		Total
DDOR049	Yes	Central Valley	Kern	Bank and Feeder	SAN BERNARD BANK 2	INSTALL SAN BERNARD BANK 2	10/2/2024	\$18,538	N	\$40		GNA_253191102_Capacity	253191102	SAN BERNARD 1102	Capacity	CC	MW	5	8	2	28	0	43	No
DDOR049	Yes	Central Valley	Kern	Bank and Feeder	SAN BERNARD BANK 2	INSTALL SAN BERNARD BANK 2	10/2/2024	\$18,538	N	\$40		GNA_252931103_Capacity	252931103	TEJON 1103	Capacity	CC	MW	27	20	4	64	1	116	No
DDOR050	Yes	South Bay and Central Coast	Central Coast	Feeder	CAMP EVERS 2107	INSTALL NEW FEEDER	5/1/2024	\$2,462	N	\$1,097		GNA_083622106_Resiliency	083622106	CAMP EVERS 2106	Resiliency	0.26	MW	5498	510	85	5	20	6118	No
DDOR051	Yes	Bay Area	Peninsula	Feeder	BAIR 1106	INSTALL BAIR 1106 FEEDER	6/2/2023	\$5,145	N	\$34		GNA_0241605_Capacity	0241605	REDWOOD CITY BANK 5	Capacity	9.38	MW	7063	1118	308	1	40	8530	No
DDOR051	Yes	Bay Area	Peninsula	Feeder	BAIR 1106	INSTALL BAIR 1106 FEEDER	6/2/2023	\$5,145	N	\$34		GNA_024161104_Capacity	024161104	REDWOOD CITY 1104	Capacity	CC	MW	1980	203	98	0	6	2287	No
DDOR052	Yes	South Bay and Central Coast	Central Coast	Bank and Feeder	MONTEREY BANK 1	REPLACE MONTEREY BANK 1	5/1/2025	\$16,163	N	\$51		GNA_182222105_Capacity	182222105	DEL MONTE BANK 2	Capacity	10.69	MW	12971	1956	491	10	42	15470	No
DDOR052	Yes	South Bay and Central Coast	Central Coast	Bank and Feeder	MONTEREY BANK 1	REPLACE MONTEREY BANK 1	5/1/2025	\$16,163	N	\$51		GNA_182222105_Resiliency	182222105	DEL MONTE 2105	Resiliency	6.72	MW	9069	1226	253	0	21	10569	No
DDOR053	Yes	South Bay and Central Coast	Los Padres	Feeder	SAN LUIS OBISPO 1106	INSTALL NEW FEEDER	6/1/2024	\$6,063	N	\$38		GNA_182631102_Capacity	182631102	FOOTHILL BANK 1	Capacity	4.23	MW	3646	273	108	70	9	4106	No
DDOR053	Yes	South Bay and Central Coast	Los Padres	Feeder	SAN LUIS OBISPO 1106	INSTALL NEW FEEDER	6/1/2024	\$6,063	N	\$38		GNA_182631102_Capacity	182631102	SAN LUIS OBISPO 1102	Capacity	9.18	MW	3045	458	155	3	9	3670	No
DDOR053	Yes	South Bay and Central Coast	Los Padres	Feeder	SAN LUIS OBISPO 1106	INSTALL NEW FEEDER	6/1/2024	\$6,063	N	\$38		GNA_182631108_Capacity	182631108	SAN LUIS OBISPO 1108	Capacity	5.12	MW	2612	946	231	2	11	3802	No
DDOR054	Yes	North Valley and Sierra	North Bay	Bank and Feeder	CALISTOGA BANK 1	REPLACE CALISTOGA BANK 1	6/30/2025	\$10,208	N	\$83		GNA_04271101_Capacity	04271101	CALISTOGA BANK 1	Capacity	2.74	MW	2953	542	109	209	36	3849	No
DDOR054	Yes	North Valley and Sierra	North Bay	Bank and Feeder	CALISTOGA BANK 1	REPLACE CALISTOGA BANK 1	6/30/2025	\$10,208	N	\$83		GNA_042711102_Capacity	042711102	CALISTOGA 1102	Capacity	4.01	MW	1643	335	85	80	17	2160	No
DDOR055	Yes	North Valley and Sierra	North Bay	Feeder	TULUCAY 1102	INSTALL TULUCAY 1102	5/1/2023	\$3,534	N	\$15		GNA_042301101_Capacity	042301101	TULUCAY 1101	Capacity	CC	MW	43	267	228	13	10	561	No
DDOR055	Yes	North Valley and Sierra	North Bay	Feeder	TULUCAY 1102	INSTALL TULUCAY 1102	5/1/2023	\$3,534	N	\$15		GNA_042461105_Capacity	042461105	BASALT 1105	Capacity	CC	MW	0	180	118	1	2	301	No
DDOR059	Yes	Central Valley	Fresno	Feeder	FIGARDEN 2114	INSTALL NEW FEEDER	12/6/2024	\$3,379	N	\$9		GNA_2545502_Capacity	2545502	FIGARDEN BANK 2	Capacity	5.90	MW	12779	753	227	32	31	13822	No
DDOR059	Yes	Central Valley	Fresno	Feeder	FIGARDEN 2114	INSTALL NEW FEEDER	12/6/2024	\$3,379	N	\$9		GNA_2545501_Capacity	2545501	FIGARDEN BANK 1	Capacity	20.32	MW	12273	890	220	61	58	13502	No
DDOR059	Yes	Central Valley	Fresno	Feeder	FIGARDEN 2114	INSTALL NEW FEEDER	12/6/2024	\$3,379	N	\$9		GNA_254552102_Capacity	254552102	FIGARDEN 2102	Capacity	16.62	MW	4693	460	116	60	47	5376	No
DDOR060	Yes	Central Valley	Stockton	Feeder	VIERRA 1704	INSTALL NEW FEEDER	3/31/2025	\$230	N	\$1		GNA_1627002_Capacity	1627002	VIERRA BANK 2	Capacity	12.29	MW	6359	306	264	100	45	7074	No
DDOR060	Yes	Central Valley	Stockton	Feeder	VIERRA 1704	INSTALL NEW FEEDER	3/31/2025	\$230	N	\$1		GNA_1626107_Capacity	1626107	MANTECA BANK 7	Capacity	5.41	MW	6940	273	82	2	21	7318	No
DDOR060	Yes	Central Valley	Stockton	Feeder	VIERRA 1704	INSTALL NEW FEEDER	3/31/2025	\$230	N	\$1		GNA_1626108_Capacity	1626108	MANTECA BANK 8	Capacity	7.90	MW	4934	461	255	2	20	5672	No
DDOR060	Yes	Central Valley	Stockton	Feeder	VIERRA 1704	INSTALL NEW FEEDER	3/31/2025	\$230	N	\$1		GNA_162611708_Capacity	162611708	MANTECA 1708	Capacity	3.08	MW	3976	206	65	2	9	4258	No
DDOR060	Yes	Central Valley	Stockton	Feeder	VIERRA 1704	INSTALL NEW FEEDER	3/31/2025	\$230	N	\$1		GNA_162701706_Capacity	162701706	VIERRA 1706	Capacity	12.52	MW	2898	182	235	1	28	3344	No
DDOR061	Yes	North Valley and Sierra	Sierra	Feeder	BOGUE 1108	INSTALL BOGUE 1108	6/1/2023	\$3,629	N	\$48		GNA_153781105_Capacity	153781105	BOGUE 1105	Capacity	3.74	MW	3147	80	19	12	4	3262	No
DDOR061	Yes	North Valley and Sierra	Sierra	Feeder	BOGUE 1108	INSTALL BOGUE 1108	6/1/2023	\$3,629	N	\$48		GNA_153781104_Capacity	153781104	BOGUE 1104	Capacity	2.48	MW	2556	216	38	9	1	2820	No
DDOR061	Yes	North Valley and Sierra	Sierra	Feeder	BOGUE 1108	INSTALL BOGUE 1108	6/1/2023	\$3,629	N	\$48		GNA_153781105_Reliability	153781105	BOGUE 1105	Reliability	2.74	MW	3147	80	19	12	4	3262	No
DDOR062	Yes	Bay Area	East Bay	Feeder	EDES 1102	INSTALL EDES 1102 FEEDER	6/1/2023	\$3,966	N	\$41		GNA_0136803_Capacity	0136803	EDES BANK 3	Capacity	9.78	MW	6513	737	367	5	80	7702	No
DDOR062	Yes	Bay Area	East Bay	Feeder	EDES 1102	INSTALL EDES 1102 FEEDER	6/1/2023	\$3,966	N	\$41		GNA_013681112_Capacity	013681112	EDES 1112	Capacity	1.85	MW	2971	135	32	0	28	3166	No
DDOR063	Yes	Bay Area	East Bay	Feeder	SAN PABLO 1104	INSTALL SAN PABLO 1104	8/12/2024	\$7,290	N	\$44		GNA_0142601_Capacity	0142601	POINT PINOLE BANK 1	Capacity	7.73	MW	8789	352	130	0	7	9278	No
DDOR063	Yes	Bay Area	East Bay	Feeder	SAN PABLO 1104	INSTALL SAN PABLO 1104	8/12/2024	\$7,290	N	\$44		GNA_0143402_Capacity	0143402	VALLEY VIEW BANK 2	Capacity	CC	MW	6626	310	57	0	9	7002	No
DDOR063	Yes	Bay Area	East Bay	Feeder	SAN PABLO 1104	INSTALL SAN PABLO 1104	8/12/2024	\$7,290	N	\$44		GNA_014341106_Capacity	014341106	VALLEY VIEW 1106	Capacity	3.36	MW	4395	124	16	0	5	4540	No
DDOR064	Yes	South Bay and Central Coast	Central Coast	Feeder	HOLLISTER BANK 2	INSTALL NEW FEEDER	5/31/2024	\$12,379	N	\$30		GNA_1824903_Capacity	1824903	HOLLISTER BANK 3	Capacity	33.88	MW	8896	1308	257	395	56	10912	No
DDOR064	Yes	South Bay and Central Coast	Central Coast	Feeder	HOLLISTER BANK 2	INSTALL NEW FEEDER	5/31/2024	\$12,379	N	\$30		GNA_182492104_Capacity	182492104	HOLLISTER 2104	Capacity	CC	MW	1304	481	131	194	22	2132	No
DDOR065	Yes	South Bay and Central Coast	De Anza	Bank	MOUNTAIN VIEW BANK 1	REPLACE MOUNTAIN VIEW BANK 1	2/13/2025	\$8,159	N	\$35		GNA_0836301_Capacity	0836301	WHISMAN BANK 1	Capacity	2.21	MW	802	108	201	0	11	1122	No
DDOR065	Yes	South Bay and Central Coast	De Anza	Bank	MOUNTAIN VIEW BANK 1	REPLACE MOUNTAIN VIEW BANK 1	2/13/2025	\$8,159	N	\$35		GNA_0836101_Capacity	0836101	BRITTON BANK 1	Capacity	4.23	MW	7815	504	221	0	38	8578	No
DDOR065	Yes	South Bay and Central Coast	De Anza	Bank	MOUNTAIN VIEW BANK 1	REPLACE MOUNTAIN VIEW BANK 1	2/13/2025	\$8,159	N	\$35		GNA_083631112_Capacity	083631112	WHISMAN 1112	Capacity	CC	MW	43	3	5	0	0	51	No
DDOR066	Yes	South Bay and Central Coast	De Anza	Feeder	VASONA 1109	INSTALL NEW FEEDER	6/1/2025	\$8,500	N	\$195		GNA_083371104_Capacity	083371104	SARATOGA 1104	Capacity	5.01	MW	1681	41	5	1	11	1739	No
DDOR067	Yes	North Coast	Humboldt	Bank and Feeder	RIO DELL BANK	INSTALL BANK AND STEPDOWN	7/22/2024	\$32,725	N	\$248		GNA_1922501_Capacity	1922501	RIO DELL BANK 1	Capacity	6.73	MW	2095	259	50	62	25	2491	No
DDOR067	Yes	North Coast	Humboldt	Bank and Feeder	RIO DELL BANK	INSTALL BANK AND STEPDOWN	7/22/2024	\$32,725	N	\$248		GNA_192251101_Capacity	192251101	RIO DELL 1101	Capacity	CC	MW	9325	84	16	26	11	1076	No
DDOR068	Yes	Bay Area	Peninsula	Feeder	SNEATH 1103	INSTALL NEW FEEDER	6/1/2023	\$3,969	N	\$28		GNA_0226903_Capacity	0226903	MILLBRAE BANK 3	Capacity	12.39	MW	5472	418	198	5	26	6119	No
DDOR068	Yes	Bay Area	Peninsula	Feeder	SNEATH 1103	INSTALL NEW FEEDER	6/1/2023	\$3,969	N	\$28		GNA_022691108_Capacity	022691108	MILLBRAE 1108	Capacity	CC	MW	2479	158	56	3	13	2709	No
DDOR070	Yes	South Bay and Central Coast	San Jose	Feeder	MORGAN HILL 2103	INSTALL NEW FEEDER	6/7/2024	\$1,951	N	\$8		GNA_0832402_Capacity	0832402	MORGAN HILL BANK 2	Capacity	12.36	MW	3671	742	290	131	140	4974	No
DDOR070	Yes	South Bay and Central Coast	San Jose	Feeder	MORGAN HILL 2103	INSTALL NEW FEEDER	6/7/2024	\$1,951	N	\$8		GNA_0832403_Capacity	0832403	MORGAN HILL BANK 3	Capacity	9.56	MW	8952	1036	376	187	32	10583	No
DDOR070	Yes	South Bay and Central Coast	San Jose	Feeder	MORGAN HILL 2103	INSTALL NEW FEEDER	6/7/2024	\$1,951	N	\$8		GNA_083242108_Capacity	083242108	MORGAN HILL 2108	Capacity	8.11	MW	1763	364	168	29	116	2440	No
DDOR072	Yes	Bay Area	San Francisco	Feeder	MISSION X 1118	REPLACE MISSION X 1118	8/1/2023	\$11,560	N	\$199		GNA_022871115_Capacity	022871115	EMBARCADERO (SF Z) 1115	Capacity	CC	MW	2199	219	66	3	3	2490	No
DDOR073	Yes	Central Valley	Fresno	Feeder	ALPAUGH 1102	INSTALL NEW FEEDER	10/1/2023	\$6,676	N	\$58		GNA_2521703_Capacity	2521703	CORCORAN BANK 3	Capacity	6.44	MW	2178	176	27	417	8	2806	No
DDOR073	Yes	Central Valley	Fresno	Feeder	ALPAUGH 1102	INSTALL NEW FEEDER	10/1/2023	\$6,676	N	\$58		GNA_252171106_Capacity	252171106	CORCORAN 1106	Capacity	CC	MW	326	47	13	148	2	536	No
DDOR073	Yes	Central Valley	Fresno	Feeder	ALPAUGH 1102	INSTALL NEW FEEDER	10/1/2023	\$6,676	N	\$58		GNA_252171108_Capacity	252171108	CORCORAN 1108	Capacity	1.94	MW	2203	257	40	19	6	2525	No
DDOR073	Yes	Central Valley	Fresno	Feeder	ALPAUGH 1102	INSTALL NEW FEEDER	10/1/2023	\$6,676	N	\$58		GNA_252171112_Capacity	252171112	CORCORAN 1112	Capacity	3.30	MW	1801	93	16	60	2	1972	No
DDOR074	Yes	Bay Area	San Francisco	Feeder	LARKIN (SF Y) 1142	INSTALL NEW FEEDER	1/3/2025	\$4,433	N	\$208		GNA_022011104_Capacity	022011104	MISSION (SF X) 1104	Capacity	CC	MW	1200	282	74	0	2	1558	No
DDOR075	Yes	Central Valley	Fresno	Bank and Feeder	GIFFEN BANK 2	INSTALL GIFFEN BANK 2	4/1/2026	\$13,500	Y	\$65		GNA_2531501_Capacity	2531501	GIFFEN BANK 1	Capacity	10.57	MW	181	70	4	153	0	408	No
DDOR075	Yes	Central Valley	Fresno	Bank and Feeder	GIFFEN BANK 2	INSTALL GIFFEN BANK 2	4/1/2026	\$13,500	Y	\$65		GNA_253151103_Capacity	253151103	GIFFEN 1103	Capacity	0.21	MW	141	42	2	84	0	269	No
DDOR075	Yes	Central Valley	Fresno	Bank and Feeder	GIFFEN BANK 2	INSTALL GIFFEN BANK 2	4/1/2026	\$13,500	Y	\$65		GNA_253151102_Capacity	253151102	GIFFEN 1102	Capacity	CC	MW	40	26	2	69	0	137	No
DDOR076	Yes	North Valley and Sierra	Sacramento	Bank and Feeder	DUNNIGAN BANK 1	REPLACE BANK AND INSTALL NEW FEEDER	4/14/2024	\$21,339	N	\$213		GNA_0638101_Capacity	0638101	DUNNIGAN BANK 1	Capacity	CC	MW	599	94	34				

PG&E 2023 Distribution Deferral Opportunity Report (DDOR)

Appendix A.1: Planned Investments

Version Date: 8/15/2023

Public

Planned Investments																								Customer Count						Project excluded from prioritization?
DDOR ID	Previous DDOR?	Distribution Planning Region	Division	Project Type	Project Name	Project Description	In-service Date	Project Cost (\$k)	Deferrable (Y/N)	LNBA Value (\$/kW-yr)	LNBA Value (\$/Vpu-yr)	GNA Need ID	Facility ID	GNA Facility Name	Distribution Service Required	Grid Need (2023-2032)	Grid Need Unit	Residential	Commercial	Industrial	Agricultural	Other	Total							
DDOR082	Yes	Central Valley	Fresno	Bank and Feeder	COALINGA NO 1 BANK 2	REPLACE BANK 2	5/1/2025	\$11,879	N	\$43		GNA_252381106_Capacity	252381106	COALINGA NO 2 1106	Capacity	CC	MW	26	49	9	24	3	111	No						
DDOR083	Yes	Bay Area	Peninsula	Bank and Feeder	BELLE HAVEN BANK 4	REPLACE BELLE HAVEN BANK 4 with 30 MVA BANK AND INSTALL 2 NEW FEEDERS	4/23/2026	\$11,259	Y	\$18		GNA_0240203_Capacity	0240203	BELLE HAVEN BANK 3	Capacity	CC	MW	817	197	171	0	11	1196	No						
DDOR083	Yes	Bay Area	Peninsula	Bank and Feeder	BELLE HAVEN BANK 4	REPLACE BELLE HAVEN BANK 4 with 30 MVA BANK AND INSTALL 2 NEW FEEDERS	4/23/2026	\$11,259	Y	\$18		GNA_024021103_Capacity	024021103	BELLE HAVEN 1103	Capacity	CC	MW	0	34	49	0	2	85	No						
DDOR083	Yes	Bay Area	Peninsula	Bank and Feeder	BELLE HAVEN BANK 4	REPLACE BELLE HAVEN BANK 4 with 30 MVA BANK AND INSTALL 2 NEW FEEDERS	4/23/2026	\$11,259	Y	\$18		GNA_0240204_Capacity	0240204	BELLE HAVEN BANK 4	Capacity	CC	MW	1	59	79	0	3	142	No						
DDOR085	Yes	Central Valley	Stockton	Feeder	RIPON 1705	INSTALL NEW 17 kV FEEDER RIPON 1705	5/1/2026	\$3,410	Y	\$12		GNA_1626107_Capacity	1626107	MANTECA BANK 7	Capacity	CC	MW	6940	273	82	2	21	7318	No						
DDOR085	Yes	Central Valley	Stockton	Feeder	RIPON 1705	INSTALL NEW 17 kV FEEDER RIPON 1705	5/1/2026	\$3,410	Y	\$12		GNA_1627002_Capacity	1627002	VIERRA BANK 2	Capacity	CC	MW	6359	306	264	100	45	7074	No						
DDOR085	Yes	Central Valley	Stockton	Feeder	RIPON 1705	INSTALL NEW 17 kV FEEDER RIPON 1705	5/1/2026	\$3,410	Y	\$12		GNA_1638002_Capacity	1638002	RIPON BANK 2	Capacity	CC	MW	5694	437	202	59	43	6435	No						
DDOR085	Yes	Central Valley	Stockton	Feeder	RIPON 1705	INSTALL NEW 17 kV FEEDER RIPON 1705	5/1/2026	\$3,410	Y	\$12		GNA_162701707_Capacity	162701707	VIERRA 1707	Capacity	CC	MW	3461	124	29	99	17	3730	No						
DDOR085	Yes	Central Valley	Stockton	Feeder	RIPON 1705	INSTALL NEW 17 kV FEEDER RIPON 1705	5/1/2026	\$3,410	Y	\$12		GNA_163801704_Capacity	163801704	RIPON 1704	Capacity	CC	MW	3341	172	114	15	21	3663	No						
DDOR087	Yes	Central Valley	Stockton	Bank and Feeder	VIERRA BANK 3	INSTALL NEW VIERRA BANK 3 AND 2 NEW FEEDERS VIERRA 1708 AND 1709	5/1/2027	\$14,007	Y	\$32		GNA_1626108_Capacity	1626108	MANTECA BANK 8	Capacity	CC	MW	4934	461	255	2	20	5672	No						
DDOR087	Yes	Central Valley	Stockton	Bank and Feeder	VIERRA BANK 3	INSTALL NEW VIERRA BANK 3 AND 2 NEW FEEDERS VIERRA 1708 AND 1709	5/1/2027	\$14,007	Y	\$32		GNA_1627002_Capacity	1627002	VIERRA BANK 2	Capacity	CC	MW	6359	306	264	100	45	7074	No						
DDOR087	Yes	Central Valley	Stockton	Bank and Feeder	VIERRA BANK 3	INSTALL NEW VIERRA BANK 3 AND 2 NEW FEEDERS VIERRA 1708 AND 1709	5/1/2027	\$14,007	Y	\$32		GNA_162611708_Capacity	162611708	MANTECA 1708	Capacity	CC	MW	3976	206	65	2	9	4258	No						
DDOR087	Yes	Central Valley	Stockton	Bank and Feeder	VIERRA BANK 3	INSTALL NEW VIERRA BANK 3 AND 2 NEW FEEDERS VIERRA 1708 AND 1709	5/1/2027	\$14,007	Y	\$32		GNA_162701702_Capacity	162701702	VIERRA 1702	Capacity	CC	MW	1645	161	171	2	15	1994	No						
DDOR087	Yes	Central Valley	Stockton	Bank and Feeder	VIERRA BANK 3	INSTALL NEW VIERRA BANK 3 AND 2 NEW FEEDERS VIERRA 1708 AND 1709	5/1/2027	\$14,007	Y	\$32		GNA_162701706_Capacity	162701706	VIERRA 1706	Capacity	CC	MW	2898	182	235	1	28	3344	No						
DDOR089	Yes	Central Valley	Yosemite	Bank and Feeder	BONITA BANK 2	INSTALL NEW BANK AND FEEDER	8/11/2025	\$19,031	N	\$40		GNA_2553901_Capacity	2553901	BONITA BANK 1	Capacity	CC	MW	1036	97	18	477	8	1636	No						
DDOR089	Yes	Central Valley	Yosemite	Bank and Feeder	BONITA BANK 2	INSTALL NEW BANK AND FEEDER	8/11/2025	\$19,031	N	\$40		GNA_2546101_Capacity	2546101	STOREY BANK 1	Capacity	CC	MW	6955	597	249	150	45	7996	No						
DDOR089	Yes	Central Valley	Yosemite	Bank and Feeder	BONITA BANK 2	INSTALL NEW BANK AND FEEDER	8/11/2025	\$19,031	N	\$40		GNA_255391102_Capacity	255391102	BONITA 1102	Capacity	CC	MW	686	33	8	103	0	830	No						
DDOR089	Yes	Central Valley	Yosemite	Bank and Feeder	BONITA BANK 2	INSTALL NEW BANK AND FEEDER	8/11/2025	\$19,031	N	\$40		GNA_254611106_Capacity	254611106	STOREY 1106	Capacity	CC	MW	2909	179	66	2	19	3175	No						
DDOR089	Yes	Central Valley	Yosemite	Bank and Feeder	BONITA BANK 2	INSTALL NEW BANK AND FEEDER	8/11/2025	\$19,031	N	\$40		GNA_254611105_Capacity	254611105	STOREY 1105	Capacity	CC	MW	2510	166	97	15	11	2799	No						
DDOR089	Yes	Central Valley	Yosemite	Bank and Feeder	BONITA BANK 2	INSTALL NEW BANK AND FEEDER	8/11/2025	\$19,031	N	\$40		GNA_254611104_Capacity	254611104	STOREY 1104	Capacity	CC	MW	1536	252	86	133	15	2022	No						
DDOR092	Yes	South Bay and Central Coast	Los Padres	Bank and Feeder	SAN MIGUEL BANK 2	SAN MIGUEL SUB - INSTALL 30 MVA BANK	3/1/2025	\$15,685	N	\$457		GNA_1826601_Capacity	1826601	SAN MIGUEL BANK 1	Capacity	CC	MW	2109	333	70	323	8	2843	No						
DDOR093	Yes	Bay Area	Diablo	Bank and Feeder	WILLOW PASS BANK 1	REPLACE WILLOW PASS BANK 1	6/1/2025	\$26,311	N	\$123		GNA_0139103_Capacity	0139103	WILLOW PASS BANK 3	Capacity	CC	MW	8807	242	52	0	21	9122	No						
DDOR093	Yes	Bay Area	Diablo	Bank and Feeder	WILLOW PASS BANK 1	REPLACE WILLOW PASS BANK 1	6/1/2025	\$26,311	N	\$123		GNA_0144503_Capacity	0144503	KIRKER BANK 3	Capacity	CC	MW	6503	670	342	0	21	7536	No						
DDOR094	Yes	North Coast	Humboldt	Bank and Feeder	GARBERVILLE BANK 2	INSTALL BANK AND STEPDOWN, EXTEND FEEDER	6/1/2025	\$4,043	N	\$24		GNA_1922201_Capacity	1922201	GARBERVILLE BANK 1	Capacity	CC	MW	946	235	33	22	37	1273	No						
DDOR094	Yes	North Coast	Humboldt	Bank and Feeder	GARBERVILLE BANK 2	INSTALL BANK AND STEPDOWN, EXTEND FEEDER	6/1/2025	\$4,043	N	\$24		GNA_192221102_Capacity	192221102	GARBERVILLE 1102	Capacity	CC	MW	1351	362	46	39	19	1817	No						
DDOR096	Yes	South Bay and Central Coast	De Anza	Feeder	WOLFE 1111 AND 1112	INSTALL 2 NEW FEEDERS WOLFE 1111 AND 1112	6/1/2026	\$9,300	Y	\$29		GNA_0836702_Capacity	0836702	WOLFE BANK 2	Capacity	CC	MW	6188	273	136	0	47	6644	No						
DDOR096	Yes	South Bay and Central Coast	De Anza	Feeder	WOLFE 1111 AND 1112	INSTALL 2 NEW FEEDERS WOLFE 1111 AND 1112	6/1/2026	\$9,300	Y	\$29		GNA_083671105_Capacity	083671105	WOLFE 1105	Capacity	CC	MW	1944	151	113	0	20	2228	No						
DDOR096	Yes	South Bay and Central Coast	De Anza	Feeder	WOLFE 1111 AND 1112	INSTALL 2 NEW FEEDERS WOLFE 1111 AND 1112	6/1/2026	\$9,300	Y	\$29		GNA_083671109_Capacity	083671109	WOLFE 1109	Capacity	CC	MW	2094	127	66	0	20	2307	No						
DDOR1001	Yes	Central Valley	Fresno	Feeder	CAMDEN 1106	INSTALL NEW CAMDEN 1106 FEEDER	5/3/2026	\$13,980	Y	\$176		GNA_2537101_Capacity	2537101	HARDWICK BANK 1	Capacity	CC	MW	1006	170	20	792	9	1997	No						
DDOR1001	Yes	Central Valley	Fresno	Feeder	CAMDEN 1106	INSTALL NEW CAMDEN 1106 FEEDER	5/3/2026	\$13,980	Y	\$176		GNA_2526805_Capacity	2526805	HENRIETTA BANK 5	Capacity	CC	MW	236	50	13	348	9	656	No						
DDOR1001	Yes	Central Valley	Fresno	Feeder	CAMDEN 1106	INSTALL NEW CAMDEN 1106 FEEDER	5/3/2026	\$13,980	Y	\$176		GNA_252301102_Capacity	252301102	CAMDEN 1102	Capacity	CC	MW	1213	119	21	154	7	1514	No						
DDOR1002	Yes	Central Valley	Fresno	Feeder	WEST FRESNO 1113	INSTALL 2 NEW FEEDERS WEST FRESNO 1113 AND 1114	5/31/2026	\$7,400	Y	\$17		GNA_2537302_Capacity	2537302	WEST FRESNO BANK 2	Capacity	CC	MW	2827	699	213	15	22	3776	No						
DDOR1002	Yes	Central Valley	Fresno	Feeder	WEST FRESNO 1113	INSTALL 2 NEW FEEDERS WEST FRESNO 1113 AND 1114	5/31/2026	\$7,400	Y	\$17		GNA_2537301_Capacity	2537301	WEST FRESNO BANK 1	Capacity	CC	MW	7459	908	255	67	42	8731	No						
DDOR1002	Yes	Central Valley	Fresno	Feeder	WEST FRESNO 1113	INSTALL 2 NEW FEEDERS WEST FRESNO 1113 AND 1114	5/31/2026	\$7,400	Y	\$17		GNA_253731111_Capacity	253731111	WEST FRESNO 1111	Capacity	CC	MW	2350	298	92	17	25	2782	No						
DDOR1002	Yes	Central Valley	Fresno	Feeder	WEST FRESNO 1113	INSTALL 2 NEW FEEDERS WEST FRESNO 1113 AND 1114	5/31/2026	\$7,400	Y	\$17		GNA_254251111_Capacity	254251111	MALAGA 1111	Capacity	CC	MW	20	141	61	3	10	235	No						
DDOR1002	Yes	Central Valley	Fresno	Feeder	WEST FRESNO 1113	INSTALL 2 NEW FEEDERS WEST FRESNO 1113 AND 1114	5/31/2026	\$7,400	Y	\$17		GNA_252281102_Capacity	252281102	CALIFORNIA AVE 1102	Capacity	CC	MW	131	167	109	13	13	433	No						
DDOR1003	Yes	Central Valley	Fresno	Feeder	LEMOORE 1106	INSTALL NEW FEEDER LEMOORE 1106	5/31/2026	\$6,400	Y	\$154		GNA_253601105_Capacity	253601105	LEMOORE 1105	Capacity	CC	MW	2469	287	78	26	4	2864	No						
DDOR1003	Yes	Central Valley	Fresno	Feeder	LEMOORE 1106	INSTALL NEW FEEDER LEMOORE 1106	5/31/2026	\$6,400	Y	\$154		GNA_253601101_Capacity	253601101	LEMOORE 1101	Capacity	CC	MW	2078	135	17	171	9	2410	No						
DDOR1005	Yes	Central Valley	Fresno	Bank and Feeder	SAN JOAQUIN BANK 2	REPLACE SAN JOAQUIN BANK 2	5/31/2025	\$11,000	N	\$98		GNA_2523601_Capacity	2523601	SAN JOAQUIN BANK 1	Capacity	CC	MW	1129	155	24	214	5	1527	No						
DDOR1005	Yes	Central Valley	Fresno	Bank and Feeder	SAN JOAQUIN BANK 2	REPLACE SAN JOAQUIN BANK 2	5/31/2025	\$11,000	N	\$98		GNA_2536601_Capacity	2536601	STROUD BANK 1	Capacity	CC	MW	85	72	12	197	6	782	No						
DDOR1005	Yes	Central Valley	Fresno	Bank and Feeder	SAN JOAQUIN BANK 2	REPLACE SAN JOAQUIN BANK 2	5/31/2025	\$11,000	N	\$98		GNA_252361106_Capacity	252361106	SAN JOAQUIN 1106	Capacity	CC	MW	581	83	7	111	1	373	No						
DDOR1006	Yes	Central Valley	Fresno	Feeder	REEDLEY 1114	INSTALL NEW FEEDER	5/31/2024	\$50	N	\$0.26		GNA_2523403_Capacity	2523403	REEDLEY BANK 3	Capacity	CC	MW	5253	372	102	887	29	6643	No						
DDOR1006	Yes	Central Valley	Fresno	Feeder	REEDLEY 1114	INSTALL NEW FEEDER	5/31/2024	\$50	N	\$0.26		GNA_2545302_Capacity	2545302	WAIKATIA BANK 2	Capacity	CC	MW	5401	646	101	592	34	6774	No						
DDOR1006	Yes	Central Valley	Fresno	Feeder	REEDLEY 1114	INSTALL NEW FEEDER	5/31/2024	\$50	N	\$0.26		GNA_252341106_Capacity	252341106	REEDLEY 1106	Capacity	CC	MW	969	94	15	836	4	1918	No						
DDOR1007	Yes	North Coast	Humboldt	Bank	CARLOTTA BANK 2	REPLACE CARLOTTA BANK 2	5/31/2026	\$11,700	Y	\$206		GNA_1922901_Capacity	1922901	CARLOTTA BANK 1	Capacity	CC	MW	986	100	9	34	11	1140	Yes						
DDOR1007	Yes	North Coast	Humboldt	Bank	CARLOTTA BANK 2	REPLACE CARLOTTA BANK 2	5/31/2026	\$11,700	Y	\$206		GNA_192291121_Capacity	192291121	CARLOTTA 1121	Capacity	CC	MW	450	63	7	25	10	555	Yes						
DDOR1016	Yes	Bay Area	San Francisco	Feeder	POTRERO 1122	INSTALL NEW FEEDER	1/22/2024	\$1,965	N	\$3		GNA_0220301_Capacity	0220301	POTRERO A BANK 1	Capacity	CC	MW	22368	2102	550	10	82	25112	No						
DDOR1016	Yes	Bay Area	San Francisco	Feeder	POTRERO 1122	INSTALL NEW FEEDER	1/22/2024	\$1,965	N	\$3		GNA_022031121_Capacity	022031121	POTRERO (SF A) 1121	Capacity	CC	MW	0	2	0	0	1	3	No						
DDOR1017	Yes	North Valley and Sierra	Sacramento	Bank	KNIGHTS LANDING BANK 1	REPLACE BANK	4/1/2023	\$3,104	N	\$99		GNA_0631901_Capacity	0631901	ZAMORA BANK 1	Capacity	CC	MW	238	77	9	226	3	553	No						
DDOR1020	Yes	Central Valley	Kern	Feeder	TUPMAN BANK 2	INSTALL NEW FEEDERS	5/1/2025	\$10,400	N	\$42		GNA_2546901_Capacity	2546901	NORCO BANK 1	Capacity	CC	MW	3	45	26	44	11	129	No						
DDOR1020	Yes	Central Valley	Kern	Feeder	TUPMAN BANK 2	INSTALL NEW FEEDERS	5/1/2025	\$10,400	N	\$42		GNA_2545601_Capacity	2545601	TUPMAN BANK 1	Capacity	CC	MW	399	106	46	225	16	792	No						
DDOR1020	Yes	Central Valley	Kern	Feeder	TUPMAN BANK 2	INSTALL NEW FEEDERS	5/1/2025	\$10,400	N	\$42		GNA_25																		

PG&E 2023 Distribution Deferral Opportunity Report (DDOR)

Appendix A.1: Planned Investments

Version Date: 8/15/2023

Public

DDOR ID	Previous DDOR?	Distribution Planning Region	Division	Project Type	Project Name	Project Description	In-service Date	Project Cost (\$k)	Deferrable (Y/N)	LNBA Value (\$/kW-yr)	LNBA Value (\$/Vpu-yr)	GNA Need ID	Facility ID	GNA Facility Name	Distribution Service Required	Grid Need (2023-2032)	Grid Need Unit	Customer Count						Project excluded from prioritization?
																		Residential	Commercial	Industrial	Agricultural	Other	Total	
DDOR104	Yes	North Coast	Sonoma	Bank and Feeder	FULTON BANK 5	REPLACE BANK	5/1/2025	\$17,576	N	\$38		GNA_0425702_Capacity	0425702	MOLINO BANK 2	Capacity	5.74	MW	9859	1332	280	297	49	11817	No
DDOR104	Yes	North Coast	Sonoma	Bank and Feeder	FULTON BANK 5	REPLACE BANK	5/1/2025	\$17,576	N	\$38		GNA_042561105_Capacity	042561105	FULTON 1105	Capacity	3.21	MW	1499	236	82	89	13	1919	No
DDOR104	Yes	North Coast	Sonoma	Bank and Feeder	FULTON BANK 5	REPLACE BANK	5/1/2025	\$17,576	N	\$38		GNA_042561101_Capacity	042561101	FULTON 1101	Capacity	2.65	MW	1042	107	93	9	13	1264	No
DDOR1069	Yes	Bay Area	Peninsula	Feeder	BRIAR 1101	BUILD NEW DISTRIBUTION CIRCUIT	10/1/2023	\$25	N	\$0.44		GNA_024261105_Capacity	024261105	BAIR 1105	Capacity	CC	MW	353	114	70	0	5	542	No
DDOR1072	Yes	North Valley and Sierra	Sacramento	Feeder	PEABODY 2106	LINE WORK AT PEABODY 2106	5/31/2025	\$2,286	N	\$44		GNA_063601109_Capacity	063601109	VACAVILLE 1109	Capacity	CC	MW	1827	129	68	1	6	2031	No
DDOR1076	Yes	South Bay and Central Coast	San Jose	Feeder	MONTAGUE 2106	EXTEND MONTAGUE 2106	9/30/2023	\$1,220	N	\$8		GNA_0828303_Capacity	0828303	MILPITAS BANK 3	Capacity	11.18	MW	8612	365	115	1	25	9118	No
DDOR1076	Yes	South Bay and Central Coast	San Jose	Feeder	MONTAGUE 2106	EXTEND MONTAGUE 2106	9/30/2023	\$1,220	N	\$8		GNA_082832112_Capacity	082832112	MILPITAS 2112	Capacity	CC	MW	3091	110	35	0	8	3244	No
DDOR1077	Yes	South Bay and Central Coast	San Jose	Feeder	LLAGAS 2102	EXTEND LLAGAS 2102	5/31/2025	\$914	N	\$3		GNA_0831803_Capacity	0831803	LLAGAS BANK 3	Capacity	20.64	MW	9218	968	369	112	63	10730	No
DDOR1077	Yes	South Bay and Central Coast	San Jose	Feeder	LLAGAS 2102	EXTEND LLAGAS 2102	5/31/2025	\$914	N	\$3		GNA_083182107_Capacity	083182107	LLAGAS 2107	Capacity	12.80	MW	3644	243	92	29	23	4031	No
DDOR1077	Yes	South Bay and Central Coast	San Jose	Feeder	LLAGAS 2102	EXTEND LLAGAS 2102	5/31/2025	\$914	N	\$3		GNA_083182103_Capacity	083182103	LLAGAS 2103	Capacity	5.15	MW	5195	383	145	21	22	5766	No
DDOR1078	Yes	South Bay and Central Coast	San Jose	Feeder	EL PATIO 1101 AND EL PATIO 1111	SWAP EL PATIO 1101 FEEDER WITH EL PATIO 1111	6/1/2024	\$190	N	\$4		GNA_082921107_Capacity	082921107	EL PATIO 1107	Capacity	2.39	MW	5691	260	111	1	19	6082	No
DDOR1085	Yes	Central Valley	Yosemite	Line Section	MADERA 1117	INSTALL UNDERGROUND CABLE AND LINE WORK AT MADERA 1117	5/1/2023	\$1,764	N	\$7		GNA_2546101_Capacity	2546101	STOREY BANK 1	Capacity	11.25	MW	6955	597	249	150	45	7996	No
DDOR1085	Yes	Central Valley	Yosemite	Line Section	MADERA 1117	INSTALL UNDERGROUND CABLE AND LINE WORK AT MADERA 1117	5/1/2023	\$1,764	N	\$7		GNA_2553901_Capacity	2553901	BONITA BANK 1	Capacity	11.38	MW	1036	97	18	477	8	1636	No
DDOR1085	Yes	Central Valley	Yosemite	Line Section	MADERA 1117	INSTALL UNDERGROUND CABLE AND LINE WORK AT MADERA 1117	5/1/2023	\$1,764	N	\$7		GNA_254611104_Capacity	254611104	STOREY 1104	Capacity	4.89	MW	1536	252	86	133	15	2022	No
DDOR1085	Yes	Central Valley	Yosemite	Line Section	MADERA 1117	INSTALL UNDERGROUND CABLE AND LINE WORK AT MADERA 1117	5/1/2023	\$1,764	N	\$7		GNA_255391102_Capacity	255391102	BONITA 1102	Capacity	4.40	MW	686	33	8	103	0	830	No
DDOR113	Yes	Central Valley	Stockton	Bank	BANTA BANK 1	REPLACE BANK 1	11/1/2025	\$17,233	N	\$55		GNA_1628801_Capacity	1628801	TRACY BANK 1	Capacity	8.29	MW	2986	414	186	0	16	3602	No
DDOR113	Yes	Central Valley	Stockton	Bank	BANTA BANK 1	REPLACE BANK 1	11/1/2025	\$17,233	N	\$55		GNA_162881102_Capacity	162881102	TRACY 1102	Capacity	8.58	MW	587	74	68	0	7	736	No
DDOR140	Yes	South Bay and Central Coast	De Anza	Bank and Feeder	LOYOLA BANK 1	CUT OVER LOYOLA 401 AND LOYOLA 403	12/20/2023	\$4,544	N	\$102		GNA_0821601_Capacity	0821601	LOYOLA BANK 1	Capacity	1.40	MW	1911	35	5	0	15	1966	No
DDOR140	Yes	South Bay and Central Coast	De Anza	Bank and Feeder	LOYOLA BANK 1	CUT OVER LOYOLA 401 AND LOYOLA 403	12/20/2023	\$4,544	N	\$102		GNA_082160401_Capacity	082160401	LOYOLA 0401	Capacity	0.47	MW	834	22	0	0	9	865	No
DDOR140	Yes	South Bay and Central Coast	De Anza	Bank and Feeder	LOYOLA BANK 1	CUT OVER LOYOLA 401 AND LOYOLA 403	12/20/2023	\$4,544	N	\$102		GNA_082160403_Capacity	082160403	LOYOLA 0403	Capacity	0.63	MW	1077	13	5	0	6	1101	No
DDOR149	Yes	North Coast	Sonoma	Feeder	MONROE 1106	INSTALL NEW FEEDER AT MONROE	6/1/2025	\$5,700	N	\$11		GNA_0421501_Capacity	0421501	SANTA ROSA A BANK 1	Capacity	24.97	MW	13038	1354	462	8	103	14965	No
DDOR149	Yes	North Coast	Sonoma	Feeder	MONROE 1106	INSTALL NEW FEEDER AT MONROE	6/1/2025	\$5,700	N	\$11		GNA_042151102_Capacity	042151102	SANTA ROSA A 1102	Capacity	10.29	MW	4311	237	78	0	19	4645	No
DDOR149	Yes	North Coast	Sonoma	Feeder	MONROE 1106	INSTALL NEW FEEDER AT MONROE	6/1/2025	\$5,700	N	\$11		GNA_042151103_Capacity	042151103	SANTA ROSA A 1103	Capacity	14.15	MW	4389	433	202	0	28	5052	No
DDOR149	Yes	North Coast	Sonoma	Feeder	MONROE 1106	INSTALL NEW FEEDER AT MONROE	6/1/2025	\$5,700	N	\$11		GNA_043301105_Capacity	043301105	MONROE 1105	Capacity	2.80	MW	4824	197	47	1	7	5076	No
DDOR149	Yes	North Coast	Sonoma	Feeder	MONROE 1106	INSTALL NEW FEEDER AT MONROE	6/1/2025	\$5,700	N	\$11		GNA_042151108_Capacity	042151108	SANTA ROSA A 1108	Capacity	5.19	MW	2927	424	161	3	22	3537	No
DDOR184	Yes	North Valley and Sierra	Sierra	Line Section	MARYSVILLE 1105	INSTALL NEW LINE SECTION	5/1/2024	\$508	N	\$16		GNA_152901103_Capacity	152901103	OLIVEHURST 1103	Capacity	3.85	MW	2719	197	25	113	12	3066	No
DDOR2016	No	South Bay and Central Coast	Central Coast	Feeder	DOLAN ROAD BANK 2	RECONDUCTOR DOLAN ROAD BANK 2	12/1/2025	\$1,846	N	\$20		GNA_1823501_Capacity	1823501	CASTROVILLE BANK 1	Capacity	4.90	MW	2362	469	151	371	22	3375	No
DDOR203	Yes	South Bay and Central Coast	Central Coast	Feeder	SALINAS 1104	RECONDUCTOR ON SALINAS 1104	12/1/2025	\$928	N	\$28		GNA_1824601_Capacity	1824601	BORONDA BANK 1	Capacity	CC	MW	637	178	36	32	11	894	No
DDOR2066	No	North Valley and Sierra	North Valley	Feeder	OROVILLE 1101	REPLACE OROVILLE 1101	6/1/2024	\$10	N	\$0.21		GNA_102521101_Capacity	102521101	OROVILLE 1101	Capacity	2.66	MW	2057	286	70	3	6	2422	No
DDOR2130	No	South Bay and Central Coast	Los Padres	Feeder	TEMPLETON 2111	RECONDUCTOR TEMPLETON 2111	7/14/2023	\$80	N	\$0.40		GNA_1825401_Capacity	1825401	ATASCADERO BANK 1	Capacity	11.52	MW	7953	957	145	66	22	9143	No
DDOR2132	No	South Bay and Central Coast	Los Padres	Feeder	ATASCADERO 1102	RECONDUCTOR ATASCADERO 1102	5/31/2025	\$293	N	\$1		GNA_1825401_Capacity	1825401	ATASCADERO BANK 1	Capacity	11.52	MW	7953	957	145	66	22	9143	No
DDOR2201	No	North Valley and Sierra	Sacramento	Feeder	ZAMORA 1107	RECONDUCTOR ZAMORA 1107	9/1/2023	\$490	N	\$9		GNA_0631701_Capacity	0631701	MADISON BANK 1	Capacity	1.26	MW	1287	121	24	154	4	1590	No
DDOR2201	No	North Valley and Sierra	Sacramento	Feeder	ZAMORA 1107	RECONDUCTOR ZAMORA 1107	9/1/2023	\$490	N	\$9		GNA_063171103_Capacity	063171103	MADISON 1103	Capacity	1.83	MW	1287	121	24	154	4	1590	No
DDOR267	Yes	South Bay and Central Coast	Los Padres	Feeder	SANTA MARIA 1111	RECONDUCTOR SANTA MARIA 1111	9/1/2023	\$1,690	N	\$33		GNA_182811102_Capacity	182811102	SISQUOC 1102	Capacity	2.95	MW	264	72	21	189	3	549	No
DDOR1049	Yes	South Bay and Central Coast	Central Coast	Line section	FORT ORD 2107 AND CASTROVILLE 2104	RECONDUCTOR FORT ORD 2107 & CASTROVILLE 2104	5/31/2024	\$4,690	N	\$54		GNA_1823501_Capacity	1823501	CASTROVILLE BANK 1	Capacity	4.90	MW	2362	469	151	371	22	3375	No

PG&E 2023 Distribution Deferral Opportunity Report (DDOR)

Appendix A.2: Planned Solutions

Version Date: 8/15/2023

Public

DDOR ID	Previous DDOR?	Distribution Planning Region	Division	Project Type	Project Name	Project Description	Planned Investments										Customer Count								Project excluded from prioritization?
							In-service Date	Project Cost Estimated (\$k)	Deferrable (Y/N)	LNBA Value (\$/kW-yr)	LNBA Value (\$/Vpu-yr)	GNA Need ID	Facility ID	GNA Facility Name	Distribution Service Required	Grid Need (2023-2032)	Grid Need Unit	Residential	Commercial	Industrial	Agricultural	Other	Total		
DDOR2295	No	Central Valley	Fresno	Bank and Feeder	OLD KEARNEY BANK 3	INSTALL OLD KEARNEY BANK 3	N/A	\$12,300	N	N/A	N/A	GNA_2527003_Capacity	2527003	KEARNEY BANK 3	Capacity	1.96	MW	1316	34	4	41	6	1401	No	
DDOR2297	No	North Valley and Sierra	North Bay	Feeder	HIGHWAY 1107	INSTALL HIGHWAY 1107	N/A	\$1,500	N	N/A	N/A	GNA_042651102_Capacity	042651102	HIGHWAY 1102	Capacity	7.08	MW	547	292	193	6	11	1049	No	
DDOR009	Yes	Bay Area	Diablo	Feeder	ROSSMOOR 1109	INSTALL ROSSMOOR 1109	N/A	\$16,988	N	N/A	N/A	GNA_0138005_Reliability	0138005	MORAGA BANK 5	Reliability	13.40	MW	9313	768	148	1	51	10281	No	
DDOR029	Yes	Central Valley	Yosemite	Feeder	DAIRYLAND 1110	INSTALL NEW FEEDER	N/A	\$3,044	N	N/A	N/A	GNA_2524202_Capacity	2524202	DAIRYLAND BANK 2	Capacity	1.16	MW	481	107	26	811	9	1434	No	
DDOR029	Yes	Central Valley	Yosemite	Feeder	DAIRYLAND 1110	INSTALL NEW FEEDER	N/A	\$3,044	N	N/A	N/A	GNA_252421113_Capacity	252421113	DAIRYLAND 1113	Capacity	0.37	MW	243	58	18	288	4	611	No	
DDOR031	Yes	Central Valley	Kern	Feeder	TEJON 1107	INSTALL NEW FEEDER	N/A	\$2,200	N	N/A	N/A	GNA_2529301_Capacity	2529301	TEJON BANK 1	Capacity	9.07	MW	524	165	65	82	5	841	No	
DDOR031	Yes	Central Valley	Kern	Feeder	TEJON 1107	INSTALL NEW FEEDER	N/A	\$2,200	N	N/A	N/A	GNA_252931102_Capacity	252931102	TEJON 1102	Capacity	CC	MW	497	145	61	18	4	725	No	
DDOR036	Yes	Central Valley	Yosemite	Bank and Feeder	SANTA NELLA BANK 1	REPLACE BANK AND INSTALL NEW FEEDERS	N/A	\$5,100	N	N/A	N/A	GNA_254051101_Capacity	254051101	SANTA NELLA 1101	Capacity	CC	MW	101	50	25	47	8	231	No	
DDOR039	Yes	North Valley and Sierra	North Bay	Bank and Feeder	PUEBLO BANK 3	INSTALL NEW BANK AND NEW FEEDER	N/A	\$8,832	N	N/A	N/A	GNA_0432901_Capacity	0432901	PUEBLO BANK 1	Capacity	16.66	MW	8881	575	152	448	42	10098	No	
DDOR039	Yes	North Valley and Sierra	North Bay	Bank and Feeder	PUEBLO BANK 3	INSTALL NEW BANK AND NEW FEEDER	N/A	\$8,832	N	N/A	N/A	GNA_043292103_Capacity	043292103	PUEBLO 2103	Capacity	5.36	MW	4350	180	26	140	21	4717	No	
DDOR039	Yes	North Valley and Sierra	North Bay	Bank and Feeder	PUEBLO BANK 3	INSTALL NEW BANK AND NEW FEEDER	N/A	\$8,832	N	N/A	N/A	GNA_0432901_Resiliency	0432901	PUEBLO BANK 1	Resiliency	14.90	MW	8881	575	152	448	42	10098	No	
DDOR056	Yes	Central Valley	Yosemite	Bank and Feeder	ORTIGA NEW BANK AND FEEDER	INSTALL NEW BANK & FEEDER	N/A	\$25,000	N	N/A	N/A	GNA_2520902_Capacity	2520902	CANAL BANK 2	Capacity	9.04	MW	6930	312	114	122	14	7492	No	
DDOR056	Yes	Central Valley	Yosemite	Bank and Feeder	ORTIGA NEW BANK AND FEEDER	INSTALL NEW BANK & FEEDER	N/A	\$25,000	N	N/A	N/A	GNA_2520901_Capacity	2520901	CANAL BANK 1	Capacity	12.97	MW	5056	606	227	134	34	6057	No	
DDOR056	Yes	Central Valley	Yosemite	Bank and Feeder	ORTIGA NEW BANK AND FEEDER	INSTALL NEW BANK & FEEDER	N/A	\$25,000	N	N/A	N/A	GNA_2543101_Capacity	2543101	ORTIGA BANK 1	Capacity	8.74	MW	3131	232	59	252	10	3684	No	
DDOR056	Yes	Central Valley	Yosemite	Bank and Feeder	ORTIGA NEW BANK AND FEEDER	INSTALL NEW BANK & FEEDER	N/A	\$25,000	N	N/A	N/A	GNA_2546403_Capacity	2546403	WRIGHT BANK 3	Capacity	CC	MW	406	102	20	180	9	717	No	
DDOR056	Yes	Central Valley	Yosemite	Bank and Feeder	ORTIGA NEW BANK AND FEEDER	INSTALL NEW BANK & FEEDER	N/A	\$25,000	N	N/A	N/A	GNA_252091104_Capacity	252091104	CANAL 1104	Capacity	CC	MW	1189	383	128	0	6	1706	No	
DDOR056	Yes	Central Valley	Yosemite	Bank and Feeder	ORTIGA NEW BANK AND FEEDER	INSTALL NEW BANK & FEEDER	N/A	\$25,000	N	N/A	N/A	GNA_254311105_Capacity	254311105	ORTIGA 1105	Capacity	2.64	MW	1837	155	31	72	1	2096	No	
DDOR056	Yes	Central Valley	Yosemite	Bank and Feeder	ORTIGA NEW BANK AND FEEDER	INSTALL NEW BANK & FEEDER	N/A	\$25,000	N	N/A	N/A	GNA_252091101_Capacity	252091101	CANAL 1101	Capacity	3.73	MW	2207	94	15	128	15	2459	No	
DDOR056	Yes	Central Valley	Yosemite	Bank and Feeder	ORTIGA NEW BANK AND FEEDER	INSTALL NEW BANK & FEEDER	N/A	\$25,000	N	N/A	N/A	GNA_254311106_Capacity	254311106	ORTIGA 1106	Capacity	3.49	MW	1294	77	28	180	9	1588	No	
DDOR056	Yes	Central Valley	Yosemite	Bank and Feeder	ORTIGA NEW BANK AND FEEDER	INSTALL NEW BANK & FEEDER	N/A	\$25,000	N	N/A	N/A	GNA_252091106_Capacity	252091106	CANAL 1106	Capacity	3.45	MW	1660	129	84	6	13	1892	No	
DDOR056	Yes	Central Valley	Yosemite	Bank and Feeder	ORTIGA NEW BANK AND FEEDER	INSTALL NEW BANK & FEEDER	N/A	\$25,000	N	N/A	N/A	GNA_254641110_Capacity	254641110	WRIGHT 1110	Capacity	CC	MW	406	102	20	180	9	717	No	
DDOR057	Yes	Central Valley	Kern	Feeder	SEMITROPIC 1108	RECONDUCTOR EXISTING CIRCUIT	N/A	\$3,313	N	N/A	N/A	GNA_2529003_Capacity	2529003	SEMITROPIC BANK 3	Capacity	13.81	MW	1887	132	44	377	5	2445	No	
DDOR057	Yes	Central Valley	Kern	Feeder	SEMITROPIC 1108	RECONDUCTOR EXISTING CIRCUIT	N/A	\$3,313	N	N/A	N/A	GNA_252901108_Capacity	252901108	SEMITROPIC 1108	Capacity	CC	MW	6	4	0	36	1	47	No	
DDOR058	Yes	Central Valley	Kern	Bank	WHEELER RIDGE BANK 1	REPLACE WHEELER RIDGE BANK 1	N/A	\$2,487	N	N/A	N/A	GNA_2534801_Capacity	2534801	WHEELER RIDGE BANK 1	Capacity	23.58	MW	147	127	33	331	56	694	No	
DDOR058	Yes	Central Valley	Kern	Bank	WHEELER RIDGE BANK 1	REPLACE WHEELER RIDGE BANK 1	N/A	\$2,487	N	N/A	N/A	GNA_253481101_Capacity	253481101	WHEELER RIDGE 1101	Capacity	CC	MW	77	95	28	140	33	373	No	
DDOR079	Yes	South Bay and Central Coast	Central Coast	Bank	GABILAN BANK 2	INSTALL BANK 2	N/A	\$14,200	N	N/A	N/A	GNA_1823301_Capacity	1823301	GABILAN BANK 1	Capacity	7.13	MW	5958	359	117	161	15	6610	Yes	
DDOR086	Yes	Central Valley	Stockton	Bank and Feeder	FRENCH CAMP BANK 1	REPLACE BANK AND INSTALL NEW FEEDER	N/A	\$6,950	N	N/A	N/A	GNA_1634806_Capacity	1634806	WEBER BANK 6	Capacity	22.97	MW	2546	429	204	136	64	3379	No	
DDOR086	Yes	Central Valley	Stockton	Bank and Feeder	FRENCH CAMP BANK 1	REPLACE BANK AND INSTALL NEW FEEDER	N/A	\$6,950	N	N/A	N/A	GNA_1623704_Capacity	1623704	STOCKTON A BANK 4	Capacity	19.37	MW	5597	482	135	2	31	6247	No	
DDOR086	Yes	Central Valley	Stockton	Bank and Feeder	FRENCH CAMP BANK 1	REPLACE BANK AND INSTALL NEW FEEDER	N/A	\$6,950	N	N/A	N/A	GNA_163481111_Capacity	163481111	WEBER NEW 1111	Capacity	CC	MW	1294	141	50	9	21	1515	No	
DDOR086	Yes	Central Valley	Stockton	Bank and Feeder	FRENCH CAMP BANK 1	REPLACE BANK AND INSTALL NEW FEEDER	N/A	\$6,950	N	N/A	N/A	GNA_163291104_Capacity	163291104	FRENCH CAMP 1104	Capacity	3.96	MW	2985	64	5	11	12	3077	No	
DDOR086	Yes	Central Valley	Stockton	Bank and Feeder	FRENCH CAMP BANK 1	REPLACE BANK AND INSTALL NEW FEEDER	N/A	\$6,950	N	N/A	N/A	GNA_162371107_Capacity	162371107	STOCKTON A 1107	Capacity	18.35	MW	2609	165	36	0	10	2820	No	
DDOR086	Yes	Central Valley	Stockton	Bank and Feeder	FRENCH CAMP BANK 1	REPLACE BANK AND INSTALL NEW FEEDER	N/A	\$6,950	N	N/A	N/A	GNA_1632901_Capacity	1632901	FRENCH CAMP BANK 1	Capacity	CC	MW	1173	191	64	311	19	1758	No	
DDOR088	Yes	Central Valley	Yosemite	Bank	HAMMONDS BANK 1	REPLACE HAMMONDS BANK 1	N/A	\$11,381	N	N/A	N/A	GNA_2534001_Capacity	2534001	HAMMONDS BANK 1	Capacity	CC	MW	62	70	5	305	7	449	No	
DDOR088	Yes	Central Valley	Yosemite	Bank	HAMMONDS BANK 1	REPLACE HAMMONDS BANK 1	N/A	\$11,381	N	N/A	N/A	GNA_253401104_Capacity	253401104	HAMMONDS 1104	Capacity	CC	MW	32	46	5	166	5	254	No	
DDOR091	Yes	South Bay and Central Coast	Central Coast	Bank	CHUALAR BANK 1	INSTALL NEW BANK	N/A	\$20,000	N	N/A	N/A	GNA_1822001_Capacity	1822001	SPENCE BANK 1	Capacity	29.15	MW	134	42	9	218	0	403	No	
DDOR091	Yes	South Bay and Central Coast	Central Coast	Bank	CHUALAR BANK 1	INSTALL NEW BANK	N/A	\$20,000	N	N/A	N/A	GNA_1822002_Capacity	1822002	SPENCE BANK 2	Capacity	CC	MW	212	127	22	164	5	530	No	
DDOR091	Yes	South Bay and Central Coast	Central Coast	Bank	CHUALAR BANK 1	INSTALL NEW BANK	N/A	\$20,000	N	N/A	N/A	GNA_182201102_Capacity	182201102	SPENCE 1102	Capacity	CC	MW	96	29	9	146	0	280	No	
DDOR091	Yes	South Bay and Central Coast	Central Coast	Bank	CHUALAR BANK 1	INSTALL NEW BANK	N/A	\$20,000	N	N/A	N/A	GNA_182201104_Capacity	182201104	SPENCE 1104	Capacity	CC	MW	194	104	17	144	4	463	No	
DDOR098	Yes	South Bay and Central Coast	San Jose	Feeder	MC KEE 1102	INSTALL NEW FEEDER	N/A	\$11,700	N	N/A	N/A	GNA_083531107_Capacity	083531107	MC KEE 1107	Capacity	5.06	MW	3856	132	26	5	21	4040	No	
DDOR098	Yes	South Bay and Central Coast	San Jose	Feeder	MC KEE 1102	INSTALL NEW FEEDER	N/A	\$11,700	N	N/A	N/A	GNA_083531103_Capacity	083531103	MC KEE 1103	Capacity	3.54	MW	3496	132	32	1	8	3669	No	
DDOR098	Yes	South Bay and Central Coast	San Jose	Feeder	MC KEE 1102	INSTALL NEW FEEDER	N/A	\$11,700	N	N/A	N/A	GNA_083531110_Capacity	083531110	MC KEE 1110	Capacity	3.71	MW	5685	106	15	1	12	5819	No	
DDOR098	Yes	South Bay and Central Coast	San Jose	Feeder	MC KEE 1102	INSTALL NEW FEEDER	N/A	\$11,700	N	N/A	N/A	GNA_083531108_Capacity	083531108	MC KEE 1108	Capacity	4.50	MW	3945	230	62	2	19	4258	No	
DDOR1000	Yes	Central Valley	Fresno	Feeder	GATES 1101	INSTALL NEW FEEDERS	N/A	\$7,800	N	N/A	N/A	GNA_253931101_Capacity	253931101	GATES 1101	Capacity	CC	MW	13	25	11	29	6	84	No	
DDOR1004	Yes	Central Valley	Fresno	Feeder	CARTHURS 1106	INSTALL NEW FEEDER	N/A	\$1,923	N	N/A	N/A	GNA_252371102_Capacity	252371102	CARTHURS 1102	Capacity	2.00	MW	875	113	27	183	2	1200	No	
DDOR1008	Yes	Central Valley	Kern	Bank	OLD RIVER BANK 2	REPLACE OLD RIVER BANK 2	N/A	\$15,000	N	N/A	N/A	GNA_252821101_Capacity	252821101	OLD RIVER 1101	Capacity	CC	MW	6	16	7	106	0	135	No	
DDOR1008	Yes	Central Valley	Kern	Bank	OLD RIVER BANK 2	REPLACE OLD RIVER BANK 2	N/A	\$15,000	N	N/A	N/A	GNA_2528202_Capacity	2528202	OLD RIVER BANK 2 (old Bank 1 feeders)	Capacity	7.23	MW	469	110	30	281	15	905	No	
DDOR1009	Yes	Central Valley	Kern	Bank	WHEELER RIDGE BANK 6	INSTALL NEW BANK	N/A	\$30,000	N	N/A	N/A	GNA_2534801_Capacity	2534801	WHEELER RIDGE BANK 1	Capacity	23.58	MW	147	127	33	331	56	694	No	
DDOR1009	Yes	Central Valley	Kern	Bank	WHEELER RIDGE BANK 6	INSTALL NEW BANK	N/A	\$30,000	N	N/A	N/A	GNA_253481101_Capacity	253481101	WHEELER RIDGE 1101	Capacity	CC	MW	77	95	28	140	33	373	No	
DDOR1011	Yes	Bay Area	Peninsula	Bank	SNEATH LANE BANK 1	REPLACE BANK 1 AND 2	N/A	\$2,500	N	N/A	N/A	GNA_0225705_Capacity	0225705	EAST GRAND BANK 5	Capacity	CC	MW	3090	759	263	0	16	4128	No	

PG&E 2023 Distribution Deferral Opportunity Report (DDOR)

Appendix A.2: Planned Solutions

Version Date: 8/15/2023

Public

DDOR ID	Previous DDOR?	Distribution Planning Region	Division	Project Type	Project Name	Project Description	Planned Investments										Customer Count								Project excluded from prioritization?
							In-service Date	Project Cost Estimated (\$k)	Deferrable (Y/N)	LNBA Value (\$/kW-yr)	LNBA Value (\$/Vpu-yr)	GNA Need ID	Facility ID	GNA Facility Name	Distribution Service Required	Grid Need (2023-2032)	Grid Need Unit	Residential	Commercial	Industrial	Agricultural	Other	Total		
DDOR1051	Yes	Central Valley	Fresno	Feeder	SOUTH FRESNO OVERLOAD RELIEF	RECONDUCTOR AND INSTALL NEW LINE EQUIPMENT	N/A	\$1,323	N	N/A	N/A	GNA_252281111_Capacity	252281111	CALIFORNIA AVE 1111	Capacity	CC	MW	6	110	109	0	2	227	No	
DDOR1051	Yes	Central Valley	Fresno	Feeder	SOUTH FRESNO OVERLOAD RELIEF	RECONDUCTOR AND INSTALL NEW LINE EQUIPMENT	N/A	\$1,323	N	N/A	N/A	GNA_254251111_Capacity	254251111	MALAGA 1111	Capacity	CC	MW	20	141	61	3	10	235	No	
DDOR1052	Yes	Central Valley	Fresno	Feeder	MALAGA 1110	RECONDUCTOR AND REPLACE SWITCH	N/A	\$2,645	N	N/A	N/A	GNA_2542503_Capacity	2542503	MALAGA BANK 3	Capacity	5.69	MW	6549	395	172	328	46	7490	No	
DDOR1052	Yes	Central Valley	Fresno	Feeder	MALAGA 1110	RECONDUCTOR AND REPLACE SWITCH	N/A	\$2,645	N	N/A	N/A	GNA_254251102_Capacity	254251102	MALAGA 1102	Capacity	CC	MW	443	172	103	255	9	982	No	
DDOR1054	Yes	Central Valley	Kern	Feeder	ARVIN 1101	INSTALL NEW SWITCH	N/A	\$30	N	N/A	N/A	GNA_2538001_Capacity	2538001	ARVIN BANK 1	Capacity	5.01	MW	419	53	12	148	8	640	No	
DDOR1055	Yes	Central Valley	Kern	Feeder	OLD RIVER 1102	RECONDUCTOR AND INSTALL NEW LINE EQUIPMENT	N/A	\$2,231	N	N/A	N/A	GNA_252821102_Capacity	252821102	OLD RIVER 1102	Capacity	7.21	MW	208	75	9	147	9	448	No	
DDOR1056	Yes	Central Valley	Kern	Feeder	LAMONT 1102	INSTALL NEW SWITCH	N/A	\$50	N	N/A	N/A	GNA_2539101_Capacity	2539101	LAMONT BANK 1	Capacity	0.95	MW	2357	386	99	350	26	3218	No	
DDOR1057	Yes	Central Valley	Kern	Feeder	WEEDPATCH 1106	LINE WORK AT WEEDPATCH 1106	N/A	\$500	N	N/A	N/A	GNA_252971106_Capacity	252971106	WEEDPATCH 1106	Capacity	1.19	MW	593	92	20	179	14	898	No	
DDOR1063	Yes	Central Valley	Kern	Feeder	MC FARLAND 1102	RECONDUCTOR AND REPLACE REGULATOR	N/A	\$930	N	N/A	N/A	GNA_253181102_Capacity	253181102	MC FARLAND 1102	Capacity	CC	MW	27	15	2	103	1	148	No	
DDOR1064	Yes	Central Valley	Kern	Feeder	CHARCA 1102	RECONDUCTOR CHARCA 1102	N/A	\$407	N	N/A	N/A	GNA_2529003_Capacity	2529003	SEMITROPIC BANK 3	Capacity	13.81	MW	1887	132	44	377	5	2445	No	
DDOR1064	Yes	Central Valley	Kern	Feeder	CHARCA 1102	RECONDUCTOR CHARCA 1102	N/A	\$407	N	N/A	N/A	GNA_252901110_Capacity	252901110	SEMITROPIC 1110	Capacity	3.62	MW	1834	104	38	146	4	2126	No	
DDOR1065	Yes	Central Valley	Kern	Line Section	SMYRNA 1102	LINE WORK AT SMYRNA 1102	N/A	\$70	N	N/A	N/A	GNA_253551102_Capacity	253551102	SMYRNA 1102	Capacity	CC	MW	36	19	4	146	2	207	No	
DDOR1067	Yes	North Valley and Sierra	North Valley	Line Section	GLENN 1101	LINE WORK AT GLENN 1101	N/A	\$1,710	N	N/A	N/A	GNA_1027001_Capacity	1027001	ORLAND B BANK 1	Capacity	3.16	MW	2267	253	73	61	9	2663	No	
DDOR1070	Yes	Bay Area	Peninsula	Feeder	REDWOOD CITY 1102	INSTALL NEW SWITCHES AND ESTABLISH BACK-TIE	N/A	\$350	N	N/A	N/A	GNA_0241604_Capacity	0241604	REDWOOD CITY BANK 4	Capacity	1.62	MW	2395	245	154	0	6	2800	No	
DDOR2286	Yes	North Valley and Sierra	Sacramento	Feeder	GRAND ISLAND 2226	RECONDUCTOR ON GRAND ISLAND 2226	N/A	\$6,613	N	N/A	N/A	GNA_062462226_Capacity	062462226	GRAND ISLAND 2226	Capacity	CC	MW	4071	195	36	26	3	4331	No	
DDOR1073	Yes	North Valley and Sierra	Sacramento	Feeder	DEEPWATER 1110	INSTALL NEW CIRCUIT	N/A	\$4,000	N	N/A	N/A	GNA_063621107_Capacity	063621107	DEEPWATER 1107	Capacity	3.47	MW	2954	140	49	24	12	3179	No	
DDOR1073	Yes	North Valley and Sierra	Sacramento	Feeder	DEEPWATER 1110	INSTALL NEW CIRCUIT	N/A	\$4,000	N	N/A	N/A	GNA_063621109_Capacity	063621109	DEEPWATER 1109	Capacity	2.40	MW	2734	77	62	2	4	2879	No	
DDOR1073	Yes	North Valley and Sierra	Sacramento	Feeder	DEEPWATER 1110	INSTALL NEW CIRCUIT	N/A	\$4,000	N	N/A	N/A	GNA_063621106_Capacity	063621106	DEEPWATER 1106	Capacity	2.16	MW	2337	76	21	1	0	2435	No	
DDOR1073	Yes	North Valley and Sierra	Sacramento	Feeder	DEEPWATER 1110	INSTALL NEW CIRCUIT	N/A	\$4,000	N	N/A	N/A	GNA_063621108_Capacity	063621108	DEEPWATER 1108	Capacity	1.82	MW	899	53	30	0	2	984	No	
DDOR1074	Yes	Bay Area	San Francisco	Feeder	MISSION X 1113	CIRCUIT REINFORCEMENT	N/A	\$3,000	N	N/A	N/A	GNA_022011125_Capacity	022011125	MISSION (SF X) 1125	Capacity	3.37	MW	2700	407	203	8	9	3327	No	
DDOR1074	Yes	Bay Area	San Francisco	Feeder	MISSION X 1113	CIRCUIT REINFORCEMENT	N/A	\$3,000	N	N/A	N/A	GNA_022011109_Capacity	022011109	MISSION (SF X) 1109	Capacity	1.81	MW	2937	133	45	0	5	3120	No	
DDOR1075	Yes	South Bay and Central Coast	San Jose	Feeder	SWIFT 2102	BUILD A BACK-TIE	N/A	\$128	N	N/A	N/A	GNA_083392108_Capacity	083392108	SWIFT 2108	Capacity	5.93	MW	5957	207	67	0	37	6268	No	
DDOR1079	Yes	North Coast	Sonoma	Feeder	WINDSOR 1102	RECONDUCTOR WINDSOR 1102	N/A	\$960	N	N/A	N/A	GNA_043501102_Capacity	043501102	WINDSOR 1102	Capacity	2.34	MW	1685	273	131	12	10	2111	No	
DDOR1080	Yes	North Coast	Sonoma	Feeder	SANTA ROSA A 1105	RECONDUCTOR SANTA ROSA A 1105	N/A	\$1,000	N	N/A	N/A	GNA_042151105_Capacity	042151105	SANTA ROSA A 1105	Capacity	CC	MW	1685	326	82	4	9	2106	No	
DDOR1081	Yes	North Coast	Sonoma	Feeder	SANTA ROSA 1107	RECONFIGURE SANTA ROSA 1107 AND 1110	N/A	\$704	N	N/A	N/A	GNA_0433202_Capacity	0433202	RINCON BANK 2	Capacity	8.75	MW	5609	291	75	18	29	6022	No	
DDOR1081	Yes	North Coast	Sonoma	Feeder	SANTA ROSA 1107	RECONFIGURE SANTA ROSA 1107 AND 1110	N/A	\$704	N	N/A	N/A	GNA_042151110_Capacity	042151110	SANTA ROSA A 1110	Capacity	3.00	MW	4785	219	27	0	9	5040	No	
DDOR1082	Yes	Central Valley	Stockton	Bank	CARBONA 1105	UPGRADE BANK AND ASSORTED EQUIPMENT	N/A	\$2,806	N	N/A	N/A	GNA_1630901_Capacity	1630901	CARBONA BANK 1	Capacity	38.22	MW	3485	176	30	44	25	3760	No	
DDOR1082	Yes	Central Valley	Stockton	Bank	CARBONA 1105	UPGRADE BANK AND ASSORTED EQUIPMENT	N/A	\$2,806	N	N/A	N/A	GNA_163091103_Capacity	163091103	CARBONA 1103	Capacity	6.40	MW	1717	61	8	4	4	1794	No	
DDOR1083	Yes	Central Valley	Yosemite	Feeder	CHOWCHILLA 1105	INSTALL NEW FEEDER	N/A	\$1,600	N	N/A	N/A	GNA_2541001_Capacity	2541001	CHOWCHILLA BANK 1	Capacity	3.37	MW	3772	339	107	642	36	4896	No	
DDOR1083	Yes	Central Valley	Yosemite	Feeder	CHOWCHILLA 1105	INSTALL NEW FEEDER	N/A	\$1,600	N	N/A	N/A	GNA_254101104_Capacity	254101104	CHOWCHILLA 1104	Capacity	1.37	MW	454	75	15	225	10	779	No	
DDOR1084	Yes	Central Valley	Yosemite	Feeder	EL NIDO 1104	RECONDUCTOR EL NIDO 1104	N/A	\$4,625	N	N/A	N/A	GNA_252451104_Capacity	252451104	EL NIDO 1104	Capacity	2.01	MW	129	37	6	265	5	442	No	
DDOR1086	Yes	Central Valley	Yosemite	Feeder	BONITA 1102	RECONDUCTOR AND INSTALL ASSORTED EQUIPMENT	N/A	\$633	N	N/A	N/A	GNA_2546101_Capacity	2546101	STOREY BANK 1	Capacity	11.25	MW	6955	597	249	150	45	7996	No	
DDOR1086	Yes	Central Valley	Yosemite	Feeder	BONITA 1102	RECONDUCTOR AND INSTALL ASSORTED EQUIPMENT	N/A	\$633	N	N/A	N/A	GNA_254611104_Capacity	254611104	STOREY 1104	Capacity	4.89	MW	1536	252	86	133	15	2022	No	
DDOR1087	Yes	Central Valley	Yosemite	Feeder	STOREY 1103	RECONDUCTOR STOREY 1103	N/A	\$3,000	N	N/A	N/A	GNA_2546102_Capacity	2546102	STOREY BANK 2	Capacity	11.24	MW	8376	799	181	333	79	9768	No	
DDOR1087	Yes	Central Valley	Yosemite	Feeder	STOREY 1103	RECONDUCTOR STOREY 1103	N/A	\$3,000	N	N/A	N/A	GNA_254611109_Capacity	254611109	STOREY 1109	Capacity	2.67	MW	1437	115	15	259	22	1848	No	
DDOR1087	Yes	Central Valley	Yosemite	Feeder	STOREY 1109	RECONDUCTOR STOREY 1109	N/A	\$3,000	N	N/A	N/A	GNA_254611108_Capacity	254611108	STOREY 1108	Capacity	1.04	MW	1446	104	9	62	21	1642	No	
DDOR1089	Yes	Central Valley	Yosemite	Feeder	MENDOTA 1101	INSTALL NEW SWITCH	N/A	\$30	N	N/A	N/A	GNA_2523102_Capacity	2523102	MENDOTA BANK 2	Capacity	5.13	MW	3146	338	70	205	21	3780	No	
DDOR1090	Yes	Central Valley	Yosemite	Feeder	CASSIDY 2108	EXTEND CASSIDY 2108	N/A	\$5,600	N	N/A	N/A	GNA_254272108_Capacity	254272108	CASSIDY 2108	Capacity	12.85	MW	2491	189	25	68	68	2841	No	
DDOR1091	Yes	Central Valley	Stockton	Feeder	WEBER 1102	INSTALL CABLE AND REPLACE WEBER 1102 OUTLET	N/A	\$2,000	N	N/A	N/A	GNA_163481102_Capacity	163481102	WEBER 1102	Capacity	1.08	MW	616	100	65	84	14	879	No	
DDOR110	Yes	Bay Area	San Francisco	Feeder	EMBARCADERO (SF Z) 1118	RECONDUCTOR EMBARCADERO (SF Z) 1118	N/A	\$750	N	N/A	N/A	GNA_022871118_Capacity	022871118	EMBARCADERO (SF Z) 1118	Capacity	CC	MW	1927	229	102	9	0	2267	No	
DDOR117	Yes	Central Valley	Fresno	Feeder	ASHLAN 1112	INSTALL OVERHEAD SWITCH	N/A	\$30	N	N/A	N/A	GNA_2520503_Capacity	2520503	ASHLAN AVENUE BANK 3	Capacity	24.12	MW	11899	1110	269	15	47	13340	No	
DDOR117	Yes	Central Valley	Fresno	Feeder	ASHLAN 1112	INSTALL OVERHEAD SWITCH	N/A	\$30	N	N/A	N/A	GNA_252051109_Capacity	252051109	ASHLAN AVENUE 1109	Capacity	9.17	MW	3198	181	68	4	14	3465	No	
DDOR117	Yes	Central Valley	Fresno	Feeder	ASHLAN 1112	INSTALL OVERHEAD SWITCH	N/A	\$30	N	N/A	N/A	GNA_252051112_Capacity	252051112	ASHLAN AVENUE 1112	Capacity	2.99	MW	2624	106	54	1	7	2792	No	
DDOR123	Yes	North Coast	Humboldt	Feeder	POTTER VALLEY 1105	RECONDUCTOR POTTER VALLEY 1105	N/A	\$9,400	N	N/A	N/A	GNA_042281105_Capacity	042281105	POTTER VALLEY P H 1105	Capacity	CC	MW	906	114	14	78	10	1122	No	
DDOR124	Yes	Bay Area	East Bay	Line Section	OAKLAND J 1116	EXTEND MAINLINE AND ADD SWITCHES	N/A	\$1,100	N	N/A	N/A	GNA_012091116_Capacity	012091116	OAKLAND J 1116	Capacity	3.67	MW	7155	389	79	0	42	7665	No	
DDOR124	Yes	Bay Area	East Bay	Line Section	OAKLAND J 1116	EXTEND MAINLINE AND ADD SWITCHES	N/A	\$1,100	N	N/A	N/A	GNA_012091102_Capacity	012091102	OAKLAND J 1102	Capacity	2.50	MW	5579	343	49	0	43	6014	No	
DDOR124	Yes	Bay Area	East Bay	Line Section	OAKLAND J 1116	EXTEND MAINLINE AND ADD SWITCHES	N/A	\$1,100	N	N/A	N/A	GNA_012091116_Resiliency	012091116	OAKLAND J 1116	Resiliency	2.51	MW	7155	389	79	0	42	7665	No	
DDOR125	Yes	Bay Area	East Bay	Feeder	OAKLAND X 1107	REINFORCE OAKLAND X 1107	N/A	\$243	N	N/A	N/A	GNA_012541115_Resiliency	012541115	OAKLAND X 1115	Resiliency	1.28	MW	6990	386	54	0	28	7458	No	
DDOR126	Yes	South Bay and Central Coast	Central Coast	Feeder	ROB ROY 2105	RECONDUCTOR, INSTALL SWITCH AND RECLOSER	N/A	\$500																	

PG&E 2023 Distribution Deferral Opportunity Report (DDOR)
Appendix A.2: Planned Solutions
Version Date: 8/15/2023
Public

Planned Investments																							Customer Count					Project excluded from prioritization?
DDOR ID	Previous DDOR?	Distribution Planning Region	Division	Project Type	Project Name	Project Description	In-service Date	Project Cost Estimated (\$K)	Deferrable (Y/N)	LNBA Value (\$/kW-yr)	LNBA Value (\$/Vpu-yr)	GNA Need ID	Facility ID	GNA Facility Name	Distribution Service Required	Grid Need (2023-2032)	Grid Need Unit	Residential	Commercial	Industrial	Agricultural	Other	Total					
DDOR165	Yes	Bay Area	Peninsula	Line Section	EAST GRAND 1106	INSTALL UNDERGROUND CABLE IN A NEW TRENCH	N/A	\$130	N	N/A	N/A	GNA_022571106_Reliability	022571106	EAST GRAND 1106	Reliability	6.90	MW	0	89	70	0	6	165	No				
DDOR173	Yes	Central Valley	Stockton	Line Section	HERDLYN 1103	HERDLYN 1103 LINE WORK	N/A	\$1,800	N	N/A	N/A	GNA_162881106_Capacity	162881106	TRACY 1106	Capacity	CC	MW	661	261	126	15	2	1065	No				
DDOR173	Yes	Central Valley	Stockton	Line Section	HERDLYN 1103	HERDLYN 1103 LINE WORK	N/A	\$1,800	N	N/A	N/A	GNA_163741103_Capacity	163741103	HERDLYN 1103	Capacity	1.15	MW	121	68	5	197	3	394	No				
DDOR183	Yes	North Valley and Sierra	North Bay	Line Section	LAS GALLINAS A 1106	REPLACE CABLE AND LINE WORK AT LAS GALLINAS A 1106	N/A	\$500	N	N/A	N/A	GNA_0422102_Capacity	0422102	NOVATO BANK 2	Capacity	4.14	MW	2614	567	157	5	26	3369	No				
DDOR193	Yes	North Coast	Sonoma	Feeder	SANTA ROSA 1111 FEEDER OUTLET	RECONDUCTOR SANTA ROSA 1111 FEEDER OUTLET	N/A	\$312	N	N/A	N/A	GNA_042151111_Reliability	042151111	SANTA ROSA A 1111	Reliability	0.70	MW	4447	257	67	7	7	4785	No				
DDOR195	Yes	Central Valley	Kern	Feeder	STOCKDALE 2112	REPLACE DISCONNECT, SWITCH, AND LINE RECLOSERS	N/A	\$410	N	N/A	N/A	GNA_254072112_Capacity	254072112	STOCKDALE 2112	Capacity	7.55	MW	5725	128	82	44	34	6013	No				
DDOR2001	No	South Bay and Central Coast	Central Coast	Feeder	OTTER 1102	LINE WORK AT OTTER 1102	N/A	\$360	N	N/A	N/A	GNA_182941102_Capacity	182941102	OTTER 1102	Capacity	CC	MW	365	130	27	4	2	528	No				
DDOR2005	No	South Bay and Central Coast	Central Coast	Feeder	SOLEDAD 2105	RECONDUCTOR SOLEDAD 2105	N/A	\$1,120	N	N/A	N/A	GNA_1821304_Capacity	1821304	GONZALES BANK 4	Capacity	CC	MW	763	132	26	169	9	1099	No				
DDOR2006	No	South Bay and Central Coast	Central Coast	Feeder	HOLLISTER 2101	RECONDUCTOR HOLLISTER 2101	N/A	\$20,100	N	N/A	N/A	GNA_1824903_Capacity	1824903	HOLLISTER BANK 3	Capacity	33.88	MW	8896	1308	257	395	56	10912	No				
DDOR2019	No	South Bay and Central Coast	Central Coast	Feeder	RESERVATION ROAD 1102	RECONDUCTOR RESERVATION ROAD 1102	N/A	\$5,000	N	N/A	N/A	GNA_1822002_Capacity	1822002	SPENCE BANK 2	Capacity	CC	MW	212	127	22	164	5	530	No				
DDOR2019	No	South Bay and Central Coast	Central Coast	Feeder	RESERVATION ROAD 1102	RECONDUCTOR RESERVATION ROAD 1102	N/A	\$5,000	N	N/A	N/A	GNA_182201104_Capacity	182201104	SPENCE 1104	Capacity	CC	MW	194	104	17	144	4	463	No				
DDOR2033	No	South Bay and Central Coast	Central Coast	Feeder	GV 2101	RECONDUCTOR GV 2101	N/A	\$100	N	N/A	N/A	GNA_0833301_Capacity	0833301	WATSONVILLE BANK 1	Capacity	3.83	MW	2526	293	60	260	17	3156	No				
DDOR2033	No	South Bay and Central Coast	Central Coast	Feeder	GREEN VALLEY 2101	RECONDUCTOR GREEN VALLEY 2101	N/A	\$100	N	N/A	N/A	GNA_083332101_Capacity	083332101	WATSONVILLE 2101	Capacity	CC	MW	2526	293	60	260	17	3156	No				
DDOR2034	No	South Bay and Central Coast	De Anza	Feeder	SARATOGA 1111	RECONDUCTOR SARATOGA 1111	N/A	\$500	N	N/A	N/A	GNA_083371114_Capacity	083371114	SARATOGA 1114	Capacity	3.81	MW	5541	157	47	0	35	5780	No				
DDOR2034	No	South Bay and Central Coast	De Anza	Feeder	SARATOGA 1114	RECONDUCTOR SARATOGA 1114	N/A	\$500	N	N/A	N/A	GNA_083371113_Capacity	083371113	SARATOGA 1113	Capacity	3.69	MW	4370	126	42	0	32	4570	No				
DDOR2034	No	South Bay and Central Coast	De Anza	Feeder	EL PATIO 1110	RECONDUCTOR EL PATIO 1110	N/A	\$500	N	N/A	N/A	GNA_083371110_Capacity	083371110	SARATOGA 1110	Capacity	3.78	MW	4631	248	109	0	16	5004	No				
DDOR2036	No	South Bay and Central Coast	De Anza	Feeder	EL PATIO 1117	RECONDUCTOR EL PATIO 1117	N/A	\$94	N	N/A	N/A	GNA_083371109_Capacity	083371109	SARATOGA 1109	Capacity	4.23	MW	4740	91	14	0	28	4873	No				
DDOR204	Yes	Central Valley	Fresno	Line Section	CAMDEN 1102	LINE WORK AT CAMDEN 1102	N/A	\$270	N	N/A	N/A	GNA_252301102_Capacity	252301102	CAMDEN 1102	Capacity	2.66	MW	1213	119	21	154	7	1514	No				
DDOR2041	No	South Bay and Central Coast	De Anza	Feeder	HICKS 2110	RECONDUCTOR HICKS 2110	N/A	\$1,000	N	N/A	N/A	GNA_083771108_Capacity	083771108	VASONA 1108	Capacity	CC	MW	1777	169	59	0	7	2012	No				
DDOR2042	No	South Bay and Central Coast	De Anza	Feeder	AMES 1103	RECONDUCTOR AMES 1103	N/A	\$2,000	N	N/A	N/A	GNA_0836301_Capacity	0836301	WHISMAN BANK 1	Capacity	2.21	MW	802	108	201	0	11	1122	No				
DDOR2042	No	South Bay and Central Coast	De Anza	Feeder	AMES 1103	RECONDUCTOR AMES 1103	N/A	\$2,000	N	N/A	N/A	GNA_083901101_Capacity	083901101	AMES 1101	Capacity	0.61	MW	0	6	42	0	5	53	No				
DDOR2042	No	South Bay and Central Coast	De Anza	Feeder	AMES 1103	RECONDUCTOR AMES 1103	N/A	\$2,000	N	N/A	N/A	GNA_083901102_Capacity	083901102	AMES 1102	Capacity	CC	MW	0	44	52	0	1	97	No				
DDOR2044	No	South Bay and Central Coast	De Anza	Feeder	LAWRENCE 1111	RECONDUCTOR LAWRENCE 1111	N/A	\$200	N	N/A	N/A	GNA_083421112_Capacity	083421112	LAWRENCE 1112	Capacity	7.56	MW	4899	171	45	0	9	5124	No				
DDOR2046	No	Bay Area	Diablo	Feeder	CONTRA COSTA 2104	RECONDUCTOR CONTRA COSTA 2104	N/A	\$6,582	N	N/A	N/A	GNA_0144503_Capacity	0144503	KIRKER BANK 3	Capacity	3.41	MW	6503	670	342	0	21	7536	No				
DDOR2046	No	Bay Area	Diablo	Feeder	CONTRA COSTA 2106	EXTEND CONTRA COSTA 2106 FEEDER	N/A	\$6,582	N	N/A	N/A	GNA_013652116_Capacity	013652116	CONTRA COSTA 2116 (Previously CONTRA COSTA 2205)	Capacity	7.14	MW	4895	347	96	0	5	5343	No				
DDOR2046	No	Bay Area	Diablo	Feeder	CONTRA COSTA 2104	RECONDUCTOR CONTRA COSTA 2104	N/A	\$6,582	N	N/A	N/A	GNA_013652114_Capacity	013652114	CONTRA COSTA 2114 (Previously CONTRA COSTA 2111)	Capacity	1.56	MW	3323	136	58	1	3	3521	No				
DDOR2047	No	Bay Area	Diablo	Feeder	CONTRA COSTA 2113	RECONDUCTOR CONTRA COSTA 2113	N/A	\$183	N	N/A	N/A	GNA_013652113_Capacity	013652113	CONTRA COSTA 2113	Capacity	CC	MW	3967	137	43	8	21	4176	No				
DDOR2048	No	Bay Area	Diablo	Feeder	LONE TREE 2106	RECONDUCTOR LONE TREE 2106	N/A	\$440	N	N/A	N/A	GNA_0132301_Capacity	0132301	LONE TREE BANK 1	Capacity	12.02	MW	6484	439	263	12	51	7249	No				
DDOR2048	No	Bay Area	Diablo	Feeder	CONTRA COSTA 2113	RECONDUCTOR CONTRA COSTA 2113	N/A	\$440	N	N/A	N/A	GNA_013652107_Capacity	013652107	CONTRA COSTA 2107	Capacity	2.17	MW	4046	322	109	2	24	4503	No				
DDOR2048	No	Bay Area	Diablo	Feeder	LONE TREE 2106	RECONDUCTOR LONE TREE 2106	N/A	\$440	N	N/A	N/A	GNA_013232102_Capacity	013232102	LONE TREE 2102	Capacity	12.61	MW	4023	223	71	11	28	4356	No				
DDOR2048	No	Bay Area	Diablo	Feeder	LONE TREE 2102	RECONDUCTOR LONE TREE 2102	N/A	\$440	N	N/A	N/A	GNA_013652113_Capacity	013652113	CONTRA COSTA 2113	Capacity	CC	MW	3967	137	43	8	21	4176	No				
DDOR2050	No	Bay Area	Diablo	Bank	WILLOW PASS BANK 3	INSTALL WILLOW PASS BANK 3	N/A	\$383	N	N/A	N/A	GNA_0139103_Capacity	0139103	WILLOW PASS BANK 3	Capacity	8.35	MW	8807	242	52	0	21	9122	No				
DDOR2051	No	Bay Area	Diablo	Feeder	CONTRA COSTA 2114	REPLACE CONTRA COSTA 2114	N/A	\$858	N	N/A	N/A	GNA_014452105_Capacity	014452105	KIRKER 2105	Capacity	2.95	MW	4107	101	34	0	126	4368	No				
DDOR2051	No	Bay Area	Diablo	Feeder	CONTRA COSTA 2114	REPLACE CONTRA COSTA 2114	N/A	\$858	N	N/A	N/A	GNA_013652114_Capacity	013652114	CONTRA COSTA 2114 (Previously CONTRA COSTA 2111)	Capacity	1.56	MW	3323	136	58	1	3	3521	No				
DDOR2054	No	Bay Area	East Bay	Feeder	OAKLAND X1111	RECONDUCTOR OAKLAND X1111	N/A	\$6,818	N	N/A	N/A	GNA_0120901_Capacity	0120901	OAKLAND J BANK 1	Capacity	14.46	MW	9641	764	264	5	76	10750	No				
DDOR2054	No	Bay Area	East Bay	Feeder	OAKLAND X1111	RECONDUCTOR OAKLAND X1111	N/A	\$6,818	N	N/A	N/A	GNA_012091112_Capacity	012091112	OAKLAND J 1112	Capacity	CC	MW	582	146	87	0	9	824	No				
DDOR2055	No	Bay Area	East Bay	Feeder	OAKLAND D1107	RECONDUCTOR OAKLAND D1107	N/A	\$1,700	N	N/A	N/A	GNA_012111105_Capacity	012111105	OAKLAND L 1105	Capacity	CC	MW	3452	322	103	0	23	3900	No				
DDOR2056	No	Bay Area	East Bay	Feeder	OAKLAND D1102	CIRCUIT REINFORCEMENT	N/A	\$990	N	N/A	N/A	GNA_012041102_Capacity	012041102	OAKLAND D 1102	Capacity	CC	MW	1090	66	21	0	3	1180	No				
DDOR2057	No	Bay Area	East Bay	Feeder	OAKLAND X1108	RECONDUCTOR OAKLAND X1108	N/A	\$500	N	N/A	N/A	GNA_012011109_Capacity	012011109	OAKLAND C 1109	Capacity	CC	MW	2003	354	108	0	34	2499	No				
DDOR2058	No	Bay Area	East Bay	Feeder	OAKLAND D1106	CIRCUIT REINFORCEMENT	N/A	\$7,278	N	N/A	N/A	GNA_012041106_Capacity	012041106	OAKLAND D 1106	Capacity	5.46	MW	2744	387	128	0	22	3281	No				
DDOR2059	No	Bay Area	East Bay	Feeder	EDES 1113	REINFORCE EDES 1113	N/A	\$390	N	N/A	N/A	GNA_013681113_Capacity	013681113	EDES 1113	Capacity	CC	MW	0	71	75	2	5	153	No				
DDOR2061	No	Bay Area	East Bay	Feeder	OAKLAND J1113	RECONDUCTOR OAKLAND J1113	N/A	\$3,621	N	N/A	N/A	GNA_012091117_Capacity	012091117	OAKLAND J 1117	Capacity	7.38	MW	5184	335	84	1	24	5628	No				
DDOR2062	No	Bay Area	East Bay	Feeder	OAKLAND J1152	RECONDUCTOR OAKLAND J1152	N/A	\$7,000	N	N/A	N/A	GNA_0120802_Capacity	0120802	OAKLAND I BANK 2	Capacity	0.57	MW	1223	61	6	0	10	1300	No				
DDOR2062	No	Bay Area	East Bay	Feeder	OAKLAND J1153	RECONDUCTOR OAKLAND J1153	N/A	\$7,000	N	N/A	N/A	GNA_012091117_Capacity	012091117	OAKLAND J 1117	Capacity	7.38	MW	5184	335	84	1	24	5628	No				
DDOR2062	No	Bay Area	East Bay	Feeder	OAKLAND J1152	RECONDUCTOR OAKLAND J1152	N/A	\$7,000	N	N/A	N/A	GNA_013681101_Capacity	013681101	EDES 1101	Capacity	CC	MW	1535	204	70	4	18	1831	No				
DDOR2062	No	Bay Area	East Bay	Feeder	EDES 1101	RECONDUCTOR EDES 1101	N/A	\$7,000	N	N/A	N/A	GNA_012091110_Capacity	012091110	OAKLAND J 1110	Capacity	CC	MW	0	44	33	3	2	82	No				
DDOR2064	No	Bay Area	East Bay	Feeder	SAN PABLO 1103	RECONDUCTOR SAN PABLO 1103	N/A	\$6,330	N	N/A	N/A	GNA_013471129_Capacity	013471129	RICHMOND R 1129	Capacity	CC	MW	1304	152	68	5	8	1537	No				
DDOR2065	No	Bay Area	East Bay	Feeder	RICHMOND R 1121	REPLACE RICHMOND R 1121	N/A	\$5,400	N	N/A	N/A	GNA_013471121_Capacity	013471121	RICHMOND R 1121	Capacity	CC	MW	1085	128	36	0	1	1250	No				
DDOR2070	No	Central Valley	Fresno	Feeder	MANCHESTER 1101	RECONDUCTOR MANCHESTER 1101	N/A	\$																				

PG&E 2023 Distribution Deferral Opportunity Report (DDOR)

Appendix A.2: Planned Solutions

Version Date: 8/15/2023

Public

Planned Investments																				Customer Count					Project
DDOR ID	Previous DDOR?	Distribution Planning Region	Division	Project Type	Project Name	Project Description	In-service Date	Project Cost Estimated (\$k)	Deferrable (Y/N)	LNBA Value (\$/kW-yr)	LNBA Value (\$/Vpu-yr)	GNA Need ID	Facility ID	GNA Facility Name	Distribution Service Required	Grid Need (2023-2032)	Grid Need Unit	Residential	Commercial	Industrial	Agricultural	Other	Total	Project excluded from prioritization?	
DDOR2086	No	Central Valley	Fresno	Feeder	WAHOTOKE 1107	RECONDUCTOR WAHOTOKE 1107	N/A	\$650	N	N/A	N/A	GNA_254531106_Capacity	254531106	WAHOTOKE 1106	Capacity	0.22	MW	2530	415	58	17	9	3029	No	
DDOR2086	No	Central Valley	Fresno	Feeder	WAHOTOKE 1107	RECONDUCTOR WAHOTOKE 1107	N/A	\$650	N	N/A	N/A	GNA_254531107_Capacity	254531107	WAHOTOKE 1107	Capacity	2.28	MW	2088	102	28	63	4	2285	No	
DDOR2088	No	Central Valley	Fresno	Feeder	SANGER 1110	RECONDUCTOR SANGER 1110	N/A	\$100	N	N/A	N/A	GNA_2523501_Capacity	2523501	SANGER BANK 1	Capacity	4.41	MW	5373	309	31	699	47	6459	No	
DDOR2089	No	North Coast	Humboldt	Bank	FRUITLAND BANK 1	REPLACE FRUITLAND BANK 1	N/A	\$12,000	N	N/A	N/A	GNA_1923101_Capacity	1923101	FRUITLAND BANK 1	Capacity	2.31	MW	928	177	16	15	10	1146	No	
DDOR209	Yes	Bay Area	East Bay	Feeder	EDES 1111	REPLACE CABLE	N/A	\$572	N	N/A	N/A	GNA_013681111_Capacity	013681111	EDES 1111	Capacity	2.81	MW	401	126	71	1	7	606	No	
DDOR2090	No	North Coast	Humboldt	Feeder	HOPLAND 1101	REPLACE BUS DISCONNECTS	N/A	\$100	N	N/A	N/A	GNA_042251101_Capacity	042251101	HOPLAND 1101	Capacity	CC	MW	946	203	38	120	10	1317	No	
DDOR2091	No	Central Valley	Fresno	Bank	SANGER BANK 1	REPLACE SANGER BANK 1	N/A	\$10,000	N	N/A	N/A	GNA_2523501_Capacity	2523501	SANGER BANK 1	Capacity	4.41	MW	5373	309	31	699	47	6459	No	
DDOR2092	No	North Valley and Sierra	Sacramento	Feeder	SUISUN 1109	RECONDUCTOR ON SUISUN 1109	N/A	\$1,018	N	N/A	N/A	GNA_062131109_Capacity	062131109	SUISUN 1109	Capacity	1.78	MW	2777	285	54	0	7	3123	No	
DDOR2093	No	North Coast	Humboldt	Bank	WILLITS BANK 1	REPLACE WILLITS BANK 1	N/A	\$363	N	N/A	N/A	GNA_0426601_Capacity	0426601	WILLITS BANK 1	Capacity	5.59	MW	5548	860	141	37	16	6602	No	
DDOR2094	No	Central Valley	Fresno	Feeder	WEST FRESNO 1108	RECONDUCTOR WEST FRESNO 1108	N/A	\$845	N	N/A	N/A	GNA_253731108_Capacity	253731108	WEST FRESNO 1108	Capacity	CC	MW	215	161	63	0	3	442	No	
DDOR2095	No	Central Valley	Kern	Feeder	OLD RIVER 1105	RECONDUCTOR OLD RIVER 1105	N/A	\$1,063	N	N/A	N/A	GNA_2528202_Capacity	2528202	OLD RIVER BANK 2 (old Bank 1 feeders)	Capacity	7.23	MW	469	110	30	281	15	905	No	
DDOR2095	No	Central Valley	Kern	Feeder	OLD RIVER 1105	RECONDUCTOR OLD RIVER 1105	N/A	\$1,063	N	N/A	N/A	GNA_252821103_Capacity	252821103	OLD RIVER 1103	Capacity	CC	MW	15	18	8	119	6	166	No	
DDOR2096	No	Central Valley	Fresno	Feeder	MALAGA 1109	RECONDUCTOR MALAGA 1109	N/A	\$943	N	N/A	N/A	GNA_2542503_Capacity	2542503	MALAGA BANK 3	Capacity	5.69	MW	6549	395	172	328	46	7490	No	
DDOR2097	No	Central Valley	Fresno	Feeder	CALIFORNIA AVE 1117	RECONDUCTOR CALIFORNIA AVE 1117	N/A	\$1,260	N	N/A	N/A	GNA_2537302_Capacity	2537302	WEST FRESNO BANK 2	Capacity	18.09	MW	2827	699	213	15	22	3776	No	
DDOR2097	No	Central Valley	Fresno	Feeder	CALIFORNIA AVE 1117	RECONDUCTOR CALIFORNIA AVE 1117	N/A	\$1,260	N	N/A	N/A	GNA_253731108_Capacity	253731108	WEST FRESNO 1108	Capacity	CC	MW	215	161	63	0	3	442	No	
DDOR2098	No	Central Valley	Fresno	Feeder	MANCH 1109	RECONDUCTOR MANCH 1109	N/A	\$2,800	N	N/A	N/A	GNA_2537301_Capacity	2537301	WEST FRESNO BANK 1	Capacity	14.11	MW	7459	908	255	67	42	8731	No	
DDOR2098	No	Central Valley	Fresno	Feeder	MANCH 1109	RECONDUCTOR MANCH 1109	N/A	\$2,800	N	N/A	N/A	GNA_253731109_Capacity	253731109	WEST FRESNO 1109	Capacity	11.62	MW	2933	360	57	1	15	3366	No	
DDOR2099	No	Central Valley	Fresno	Feeder	MALAGA 1102	RECONDUCTOR MALAGA 1102	N/A	\$210	N	N/A	N/A	GNA_254251102_Capacity	254251102	MALAGA 1102	Capacity	CC	MW	443	172	103	255	9	982	No	
DDOR2100	No	Central Valley	Kern	Feeder	ELK HILLS 1104	RECONDUCTOR ELK HILLS 1104	N/A	\$50,000	N	N/A	N/A	GNA_2526108_Capacity	2526108	MIDWAY BANK 8	Capacity	1.25	MW	535	175	22	227	11	970	No	
DDOR2101	No	Central Valley	Kern	Bank	MIDWAY BANK 8	REPLACE MIDWAY BANK 7	N/A	\$19,975	N	N/A	N/A	GNA_2526107_Capacity	2526107	MIDWAY BANK 7	Capacity	CC	MW	65	56	26	228	14	389	No	
DDOR2101	No	Central Valley	Kern	Bank	MIDWAY BANK 8	REPLACE MIDWAY BANK 8	N/A	\$19,975	N	N/A	N/A	GNA_252611103_Capacity	252611103	MIDWAY 1103	Capacity	CC	MW	26	33	26	76	8	169	No	
DDOR2101	No	Central Valley	Kern	Bank	MIDWAY BANK 8	REPLACE MIDWAY BANK 8	N/A	\$19,975	N	N/A	N/A	GNA_2526108_Capacity	2526108	MIDWAY BANK 8	Capacity	1.25	MW	535	175	22	227	11	970	No	
DDOR2102	No	Central Valley	Kern	Feeder	SHAFTER 1109	INSTALL SHAFTER 1109	N/A	\$200	N	N/A	N/A	GNA_2545601_Capacity	2545601	TUPMAN BANK 1	Capacity	4.00	MW	399	106	46	225	16	792	No	
DDOR2102	No	Central Valley	Kern	Feeder	SHAFTER 1109	INSTALL SHAFTER 1109	N/A	\$200	N	N/A	N/A	GNA_2526107_Capacity	2526107	MIDWAY BANK 7	Capacity	CC	MW	65	56	26	228	14	389	No	
DDOR2102	No	Central Valley	Kern	Feeder	SHAFTER 1109	INSTALL SHAFTER 1109	N/A	\$200	N	N/A	N/A	GNA_2528602_Capacity	2528602	RIO BRAVO BANK 2	Capacity	CC	MW	2303	194	86	248	17	2848	No	
DDOR2102	No	Central Valley	Kern	Feeder	FAMOSO 1103	RECONDUCTOR FAMOSO 1103	N/A	\$200	N	N/A	N/A	GNA_253491113_Capacity	253491113	LERDO 1113 (OLD 1106)	Capacity	CC	MW	16	58	9	99	5	187	No	
DDOR2102	No	Central Valley	Kern	Feeder	SHAFTER 1109	RECONDUCTOR SHAFTER 1109	N/A	\$200	N	N/A	N/A	GNA_252611103_Capacity	252611103	MIDWAY 1103	Capacity	CC	MW	26	33	26	76	8	169	No	
DDOR2102	No	Central Valley	Kern	Feeder	SHAFTER 1110	RECONDUCTOR SHAFTER 1110	N/A	\$200	N	N/A	N/A	GNA_253651103_Capacity	253651103	SHAFTER 1103	Capacity	CC	MW	60	40	11	120	2	233	No	
DDOR2102	No	Central Valley	Kern	Feeder	SHAFTER 1110	RECONDUCTOR SHAFTER 1110	N/A	\$200	N	N/A	N/A	GNA_253651112_Capacity	253651112	SHAFTER 1112 (Old 1101)	Capacity	0.93	MW	140	45	7	178	3	373	No	
DDOR2103	No	Central Valley	Kern	Feeder	TUPMAN 1105	RECONDUCTOR TUPMAN 1105	N/A	\$500	N	N/A	N/A	GNA_2546901_Capacity	2546901	NORCO BANK 1	Capacity	CC	MW	3	45	26	44	11	129	No	
DDOR2103	No	Central Valley	Kern	Feeder	TUPMAN 1105	RECONDUCTOR TUPMAN 1105	N/A	\$500	N	N/A	N/A	GNA_254691101_Capacity	254691101	NORCO 1101	Capacity	CC	MW	2	33	23	44	11	113	No	
DDOR2104	No	Central Valley	Kern	Bank	MIDWAY BANK 6	INSTALL MIDWAY BANK 6	N/A	\$12,400	N	N/A	N/A	GNA_2526108_Capacity	2526108	MIDWAY BANK 8	Capacity	1.25	MW	535	175	22	227	11	970	No	
DDOR2105	No	Bay Area	San Francisco	Feeder	MISSION (SF X) 1104	RECONDUCTOR MISSION (SF X) 1104	N/A	\$2,000	N	N/A	N/A	GNA_022011104_Capacity	022011104	MISSION (SF X) 1104	Capacity	CC	MW	1200	282	74	0	2	1558	No	
DDOR2106	No	Central Valley	Kern	Feeder	KERN OIL 1104	RECONDUCTOR KERN OIL 1104	N/A	\$30	N	N/A	N/A	GNA_252721103_Capacity	252721103	KERN OIL 1103	Capacity	CC	MW	1835	85	27	1	3	1951	No	
DDOR2107	No	Central Valley	Kern	Feeder	LERDO 1110	RECONDUCTOR LERDO 1110	N/A	\$300	N	N/A	N/A	GNA_2545801_Capacity	2545801	7TH STANDARD BANK 1	Capacity	21.36	MW	1704	58	64	25	7	1858	No	
DDOR2107	No	Central Valley	Kern	Feeder	LERDO 1110	RECONDUCTOR LERDO 1110	N/A	\$300	N	N/A	N/A	GNA_254582103_Capacity	254582103	7TH STANDARD 2103	Capacity	2.00	MW	931	60	11	45	13	1060	No	
DDOR2108	No	Central Valley	Kern	Feeder	RENFRO 2103	RECONDUCTOR RENFRO 2103	N/A	\$30	N	N/A	N/A	GNA_254572101_Capacity	254572101	RENFRO 2101	Capacity	3.26	MW	4182	169	24	47	14	4436	No	
DDOR2109	No	Central Valley	Kern	Feeder	PANAMA 2102	RECONDUCTOR PANAMA 2102	N/A	\$382	N	N/A	N/A	GNA_2534201_Capacity	2534201	PANAMA BANK 1	Capacity	9.97	MW	10348	484	108	80	86	11106	No	
DDOR2109	No	Central Valley	Kern	Feeder	PANAMA 2102	RECONDUCTOR PANAMA 2102	N/A	\$382	N	N/A	N/A	GNA_253422101_Capacity	253422101	PANAMA 2101	Capacity	5.57	MW	4586	274	48	46	44	4998	No	
DDOR2110	No	Central Valley	Kern	Feeder	PANAMA 2101	RECONDUCTOR PANAMA 2101	N/A	\$1,250	N	N/A	N/A	GNA_2534201_Capacity	2534201	PANAMA BANK 1	Capacity	9.97	MW	10348	484	108	80	86	11106	No	
DDOR2110	No	Central Valley	Kern	Feeder	STOCKDALE 2109	RECONDUCTOR STOCKDALE 2109	N/A	\$1,250	N	N/A	N/A	GNA_253422101_Capacity	253422101	PANAMA 2101	Capacity	5.57	MW	4586	274	48	46	44	4998	No	
DDOR2111	No	Central Valley	Kern	Feeder	TEVIS 2105	RECONDUCTOR TEVIS 2105	N/A	\$200	N	N/A	N/A	GNA_2553201_Capacity	2553201	TEVIS BANK 1	Capacity	5.38	MW	8238	267	90	48	31	8674	No	
DDOR2111	No	Central Valley	Kern	Feeder	KERN POWER 2104	RECONDUCTOR KERN POWER 2104	N/A	\$200	N	N/A	N/A	GNA_255322105_Capacity	255322105	TEVIS 2105	Capacity	1.07	MW	2000	176	167	0	11	2354	No	
DDOR2112	No	South Bay and Central Coast	San Jose	Feeder	SAN JOSE B 1107	RECONDUCTOR SAN JOSE B 1107	N/A	\$10,000	N	N/A	N/A	GNA_082261107_Capacity	082261107	SAN JOSE B 1107	Capacity	CC	MW	5146	331	86	0	40	5603	No	
DDOR2114	No	Central Valley	Kern	Feeder	LERDO 1116	RECONDUCTOR LERDO 1116	N/A	\$700	N	N/A	N/A	GNA_2524601_Capacity	2524601	FAMOSO BANK 1	Capacity	CC	MW	83	110	28	344	16	581	No	
DDOR2114	No	Central Valley	Kern	Feeder	LERDO 1116	RECONDUCTOR LERDO 1116	N/A	\$700	N	N/A	N/A	GNA_252461103_Capacity	252461103	FAMOSO 1103	Capacity	CC	MW	36	49	6	75	5	171	No	
DDOR2115	No	Central Valley	Kern	Feeder	FAMOSO 1103	RECONDUCTOR FAMOSO 1103	N/A	\$2,112	N	N/A	N/A	GNA_252461103_Capacity	252461103	FAMOSO 1103	Capacity	CC	MW	36	49	6	75	5	171	No	
DDOR2116	No	Central Valley	Kern	Feeder	CHARCA 1106	RECONDUCTOR CHARCA 1106	N/A	\$408	N	N/A	N/A	GNA_2529601_Capacity	2529601	WASCO BANK 1	Capacity	2.08	MW	2542	353	83	33	12	3023	No	
DDOR2116	No	Central Valley	Kern	Feeder	CHARCA 1106	RECONDUCTOR CHARCA 1106	N/A	\$408	N	N/A	N/A	GNA_252961102_Capacity	252961102	WASCO 1102	Capacity	CC	MW	1376	166	46	3	5	1596	No	
DDOR2117	No	Central Valley	Kern																						

PG&E 2023 Distribution Deferral Opportunity Report (DDOR)

Appendix A.2: Planned Solutions

Version Date: 8/15/2023

Public

DDOR ID	Previous DDOR?	Distribution Planning Region	Division	Project Type	Project Name	Project Description	Planned Investments											Customer Count						Project excluded from prioritization?
							In-service Date	Project Cost Estimated (\$k)	Deferrable (Y/N)	LNBA Value (\$/kW-yr)	LNBA Value (\$/Vpu-yr)	GNA Need ID	Facility ID	GNA Facility Name	Distribution Service Required	Grid Need (2023-2032)	Grid Need Unit	Residential	Commercial	Industrial	Agricultural	Other	Total	
DDOR2141	No	South Bay and Central Coast	Los Padres	Feeder	ATASCADERO 1102	RECONDUCTOR ATASCADERO 1102	N/A	\$50	N	N/A	N/A	GNA_182541102_Capacity	182541102	ATASCADERO 1102	Capacity	6.87	MW	2904	282	50	1	6	3243	No
DDOR2144	No	South Bay and Central Coast	Los Padres	Feeder	BUPELLTON 1102	RECONDUCTOR BUPELLTON 1102	N/A	\$1,300	N	N/A	N/A	GNA_1830401_Capacity	1830401	BUPELLTON BANK 1	Capacity	12.57	MW	1760	468	140	198	11	2577	No
DDOR2144	No	South Bay and Central Coast	Los Padres	Feeder	BUPELLTON 1102	RECONDUCTOR BUPELLTON 1102	N/A	\$1,300	N	N/A	N/A	GNA_183041101_Capacity	183041101	BUPELLTON 1101	Capacity	10.71	MW	1760	468	140	198	11	2577	No
DDOR2145	No	South Bay and Central Coast	Los Padres	Feeder	BUPELLTON 1101	RECONDUCTOR BUPELLTON 1101	N/A	\$14,000	N	N/A	N/A	GNA_1830401_Capacity	1830401	BUPELLTON BANK 1	Capacity	12.57	MW	1760	468	140	198	11	2577	No
DDOR2145	No	South Bay and Central Coast	Los Padres	Feeder	BUPELLTON 1103	RECONDUCTOR BUPELLTON 1103	N/A	\$14,000	N	N/A	N/A	GNA_183041101_Capacity	183041101	BUPELLTON 1101	Capacity	10.71	MW	1760	468	140	198	11	2577	No
DDOR2146	No	Bay Area	Mission	Feeder	DUMBARTON 1110	RECONDUCTOR DUMBARTON 1110	N/A	\$1,500	N	N/A	N/A	GNA_0144703_Capacity	0144703	DUMBARTON BANK 3	Capacity	7.21	MW	6202	460	272	3	24	6961	No
DDOR2146	No	Bay Area	Mission	Feeder	DUMBARTON 1102	RECONDUCTOR DUMBARTON 1102	N/A	\$1,500	N	N/A	N/A	GNA_014471110_Capacity	014471110	DUMBARTON SUB 1110	Capacity	CC	MW	2231	84	31	3	6	2355	No
DDOR2147	No	Bay Area	Mission	Feeder	DIXON LANDING 2109	RECONDUCTOR DIXON LANDING 2109	N/A	\$504	N	N/A	N/A	GNA_0122322_Capacity	0122322	NEWARK BANK 22	Capacity	CC	MW	4780	180	472	0	71	6383	No
DDOR2148	No	Bay Area	Mission	Feeder	CASTRO VALLEY 1103	RECONDUCTOR CASTRO VALLEY 1103	N/A	\$150	N	N/A	N/A	GNA_0140902_Capacity	0140902	CASTRO VALLEY BANK 2	Capacity	14.47	MW	19927	1221	218	11	78	21455	No
DDOR215	Yes	Central Valley	Kern	Feeder	KERN OIL 1108	RECONDUCTOR KERN OIL 1108	N/A	\$1,815	N	N/A	N/A	GNA_252721110_Capacity	252721110	KERN OIL 1110	Capacity	2.30	MW	2934	176	25	0	1	3136	No
DDOR2151	No	Bay Area	Mission	Feeder	CASTRO VALLEY 1105	RECONDUCTOR CASTRO VALLEY 1105	N/A	\$800	N	N/A	N/A	GNA_0140902_Capacity	0140902	CASTRO VALLEY BANK 2	Capacity	14.47	MW	19927	1221	218	11	78	21455	No
DDOR2153	No	North Valley and Sierra	North Bay	Feeder	BASALT 1105	RECONDUCTOR BASALT 1105	N/A	\$9,000	N	N/A	N/A	GNA_042461106_Capacity	042461106	BASALT 1106	Capacity	7.27	MW	2963	226	53	146	11	3399	No
DDOR2155	No	North Valley and Sierra	North Bay	Feeder	PUEBLO 2104	RECONDUCTOR PUEBLO 2104	N/A	\$7,293	N	N/A	N/A	GNA_0432901_Capacity	0432901	PUEBLO BANK 1	Capacity	16.86	MW	8881	575	152	448	42	10098	No
DDOR2155	No	North Valley and Sierra	North Bay	Feeder	PUEBLO 2104	RECONDUCTOR PUEBLO 2104	N/A	\$7,293	N	N/A	N/A	GNA_043292102_Capacity	043292102	PUEBLO 2102	Capacity	CC	MW	1592	267	99	308	16	2282	No
DDOR2158	No	North Valley and Sierra	North Bay	Feeder	BASALT 1106	RECONDUCTOR BASALT 1106	N/A	\$1,200	N	N/A	N/A	GNA_042461106_Capacity	042461106	BASALT 1106	Capacity	7.27	MW	2963	226	53	146	11	3399	No
DDOR2161	No	North Valley and Sierra	North Bay	Feeder	HIGHWAY 1107	RECONDUCTOR HIGHWAY 1107	N/A	\$1,000	N	N/A	N/A	GNA_042651102_Capacity	042651102	HIGHWAY 1102	Capacity	7.08	MW	547	292	193	6	11	1049	No
DDOR2162	No	North Valley and Sierra	North Valley	Feeder	RISING RIVER	RECONDUCTOR RISING RIVER	N/A	\$50	N	N/A	N/A	GNA_1033101_Capacity	1033101	BURNEY BANK 1	Capacity	1.18	MW	1607	205	26	13	18	1869	No
DDOR2163	No	North Valley and Sierra	North Valley	Bank	CHICO B BANK 1	REPLACE CHICO B BANK 1	N/A	\$9,400	N	N/A	N/A	GNA_1024901_Capacity	1024901	CHICO B BANK 1	Capacity	CC	MW	4205	296	44	13	10	4568	No
DDOR2164	No	North Valley and Sierra	North Valley	Feeder	CORNING 1105	INSTALL CORNING 1105	N/A	\$1,500	N	N/A	N/A	GNA_103331102_Capacity	103331102	CORNING 1102	Capacity	CC	MW	1319	146	23	200	9	1697	No
DDOR2165	No	North Valley and Sierra	North Valley	Feeder	BANGOR 1101	RECONDUCTOR BANGOR 1101	N/A	\$2,400	N	N/A	N/A	GNA_1032101_Capacity	1032101	HONCUT BANK 1	Capacity	2.37	MW	1882	335	49	639	14	2919	No
DDOR2168	No	North Valley and Sierra	North Valley	Feeder	WYANDOTTE 1110	RECONDUCTOR WYANDOTTE 1110	N/A	\$50	N	N/A	N/A	GNA_1025203_Capacity	1025203	OROVILLE BANK 3	Capacity	1.80	MW	1944	179	33	0	11	2167	No
DDOR2169	No	North Valley and Sierra	North Valley	Bank and Feeder	TYLER 1101	INSTALL TYLER 1101	N/A	\$20,000	N	N/A	N/A	GNA_1035701_Capacity	1035701	TYLER BANK 1	Capacity	15.18	MW	1265	150	48	31	24	1518	No
DDOR2169	No	North Valley and Sierra	North Valley	Bank and Feeder	TYLER 1101	INSTALL TYLER 1101	N/A	\$20,000	N	N/A	N/A	GNA_103571103_Capacity	103571103	TYLER 1103	Capacity	1.60	MW	924	101	36	0	23	1084	No
DDOR2169	No	North Valley and Sierra	North Valley	Bank and Feeder	TYLER 1102	INSTALL TYLER 1102	N/A	\$20,000	N	N/A	N/A	GNA_103571104_Capacity	103571104	TYLER 1104	Capacity	2.36	MW	341	49	12	31	1	434	No
DDOR2169	No	North Valley and Sierra	North Valley	Bank and Feeder	TYLER BANK 1	INSTALL TYLER BANK 1	N/A	\$20,000	N	N/A	N/A	GNA_1035701_Capacity	1035701	TYLER BANK 1	Capacity	15.18	MW	1265	150	48	31	24	1518	No
DDOR217	Yes	Central Valley	Fresno	Feeder	KINGSBURG 1117	RECONDUCTOR KINGSBURG 1117	N/A	\$320	N	N/A	N/A	GNA_252241116_Capacity	252241116	KINGSBURG 1116	Capacity	1.80	MW	1409	79	14	487	9	1998	No
DDOR217	Yes	Central Valley	Fresno	Feeder	KINGSBURG 1117	RECONDUCTOR KINGSBURG 1117	N/A	\$320	N	N/A	N/A	GNA_252241116_Reliability	252241116	KINGSBURG 1116	Reliability	1.30	MW	1409	79	14	487	9	1998	No
DDOR2175	No	Bay Area	Peninsula	Feeder	SAN MATEO 408	RECONDUCTOR SAN MATEO 408	N/A	\$3,482	N	N/A	N/A	GNA_0241904_Capacity	0241904	SAN MATEO BANK 4	Capacity	2.56	MW	5695	444	72	0	19	6230	No
DDOR2175	No	Bay Area	Peninsula	Feeder	SAN MATEO 410	RECONDUCTOR SAN MATEO 410	N/A	\$3,482	N	N/A	N/A	GNA_024060404_Capacity	024060404	CAROLANDS 0404	Capacity	1.18	MW	1039	28	1	0	10	1078	No
DDOR2176	No	Bay Area	Peninsula	Feeder	BERESFORD 401	INSTALL SWITCH	N/A	\$30	N	N/A	N/A	GNA_0241904_Capacity	0241904	SAN MATEO BANK 4	Capacity	2.56	MW	5695	444	72	0	19	6230	No
DDOR2179	No	Bay Area	Peninsula	Feeder	EAST GRAND BANK 1	RECONDUCTOR EAST GRAND BANK 1	N/A	\$45	N	N/A	N/A	GNA_0225701_Capacity	0225701	EAST GRAND BANK 1	Capacity	8.80	MW	6906	484	183	7	46	7626	No
DDOR2180	No	Bay Area	Peninsula	Feeder	EAST GRAND 1110	RECONDUCTOR EAST GRAND 1110	N/A	\$907	N	N/A	N/A	GNA_0225701_Capacity	0225701	EAST GRAND BANK 1	Capacity	8.80	MW	6906	484	183	7	46	7626	No
DDOR2180	No	Bay Area	Peninsula	Feeder	EAST GRAND 1110	RECONDUCTOR EAST GRAND 1110	N/A	\$907	N	N/A	N/A	GNA_022571112_Capacity	022571112	EAST GRAND 1112	Capacity	2.80	MW	0	23	25	0	1	49	No
DDOR2181	No	Bay Area	Peninsula	Feeder	MILLBRAE 1108	RECONDUCTOR MILLBRAE 1108	N/A	\$2,400	N	N/A	N/A	GNA_0226903_Capacity	0226903	MILLBRAE BANK 3	Capacity	12.39	MW	5472	418	198	5	26	6119	No
DDOR2181	No	Bay Area	Peninsula	Feeder	MILLBRAE 1108	RECONDUCTOR MILLBRAE 1108	N/A	\$2,400	N	N/A	N/A	GNA_022691108_Capacity	022691108	MILLBRAE 1108	Capacity	CC	MW	2479	158	56	3	13	2709	No
DDOR2183	No	Bay Area	Peninsula	Feeder	BELLE HAVEN 1105	INSTALL STEPDOWN	N/A	\$1,500	N	N/A	N/A	GNA_0240202_Capacity	0240202	BELLE HAVEN BANK 2	Capacity	3.71	MW	2416	91	23	0	9	2539	No
DDOR2184	No	Bay Area	Peninsula	Feeder	SAN CARLOS 1103	INSTALL SAN CARLOS 1103	N/A	\$4,000	N	N/A	N/A	GNA_0241803_Capacity	0241803	SAN CARLOS BANK 3	Capacity	4.81	MW	2192	376	135	0	11	2714	No
DDOR2184	No	Bay Area	Peninsula	Feeder	SAN CARLOS 1104	INSTALL SAN CARLOS 1104	N/A	\$4,000	N	N/A	N/A	GNA_0241802_Capacity	0241802	SAN CARLOS BANK 2	Capacity	3.52	MW	3890	278	105	0	29	4302	No
DDOR2184	No	Bay Area	Peninsula	Feeder	GLENWOOD 1101	CUTOVER BELLE HAVEN 401 and GLENWOOD 1101	N/A	\$4,000	N	N/A	N/A	GNA_0240201_Capacity	0240201	BELLE HAVEN BANK 1	Capacity	3.40	MW	3675	157	43	1	39	3915	No
DDOR2184	No	Bay Area	Peninsula	Feeder	GLENWOOD 1101	CUTOVER BELLE HAVEN 401 and GLENWOOD 1101	N/A	\$4,000	N	N/A	N/A	GNA_024020401_Capacity	024020401	BELLE HAVEN 0401	Capacity	CC	MW	1544	55	13	0	25	1637	No
DDOR2185	No	Bay Area	Peninsula	Feeder	EMERALD LAKE 402	INSTALL NEW SWITCH	N/A	\$50	N	N/A	N/A	GNA_024080401_Capacity	024080401	EMERALD LAKE 0401	Capacity	0.55	MW	579	31	9	0	8	627	No
DDOR2186	No	Bay Area	Peninsula	Feeder	GLENWOOD 405	RECONDUCTOR GLENWOOD 405	N/A	\$360	N	N/A	N/A	GNA_024130403_Capacity	024130403	MENLO 0403	Capacity	0.23	MW	1063	29	1	0	14	1107	No
DDOR2187	No	North Valley and Sierra	Sacramento	Feeder	DAVIS 1112	RECONDUCTOR DAVIS 1112	N/A	\$50	N	N/A	N/A	GNA_062041107_Capacity	062041107	DAVIS 1107	Capacity	1.01	MW	1042	343	96	206	18	1705	No
DDOR2188	No	North Valley and Sierra	Sacramento	Feeder	PEABODY 2114	RECONDUCTOR PEABODY 2114	N/A	\$211	N	N/A	N/A	GNA_063642105_Capacity	063642105	PEABODY 2105	Capacity	10.09	MW	5778	221	54	98	13	6164	No
DDOR2189	No	North Valley and Sierra	Sacramento	Feeder	ARBUCKLE 1104	RECONDUCTOR ARBUCKLE 1104	N/A	\$1,933	N	N/A	N/A	GNA_0620801_Capacity	0620801	ARBUCKLE BANK 1	Capacity	2.23	MW	872	178	27	236	8	1321	No
DDOR2190	No	North Valley and Sierra	Sacramento	Bank	WILLIAMS BANK 2	INSTALL WILLIAMS BANK 2	N/A	\$10,000	N	N/A	N/A	GNA_0620502_Capacity	0620502	WILLIAMS BANK 2	Capacity	CC	MW	280	61	14	62	2	419	No
DDOR2190	No	North Valley and Sierra	Sacramento	Bank	WILLIAMS BANK 2	INSTALL WILLIAMS BANK 2	N/A	\$10,000	N	N/A	N/A	GNA_062051101_Capacity	062051101	WILLIAMS 1101	Capacity	CC	MW	280	61	14	62	2	419	No
DDOR2190	No	North Valley and Sierra	Sacramento	Bank	WILLIAMS BANK 2	REPLACE WILLIAMS BANK 2	N/A	\$10,000	N	N/A	N/A	GNA_0620502_Capacity	0620502	WILLIAMS BANK 2	Capacity	CC	MW	280	61	14	62	2	419	No
DDOR2193	No	North Valley and Sierra	Sacramento	Feeder	VACA DIXON 1103	RECONDUCTOR VACA D																		

PG&E 2023 Distribution Deferral Opportunity Report (DDOR)

Appendix A.2: Planned Solutions

Version Date: 8/15/2023

Public

Planned Investments																							Customer Count						Project excluded from prioritization?
DDOR ID	Previous DDOR?	Distribution Planning Region	Division	Project Type	Project Name	Project Description	In-service Date	Project Cost Estimated (\$k)	Deferrable (Y/N)	LNBA Value (\$/kW-yr)	LNBA Value (\$/Vpu-yr)	GNA Need ID	Facility ID	GNA Facility Name	Distribution Service Required	Grid Need (2023-2032)	Grid Need Unit	Residential	Commercial	Industrial	Agricultural	Other	Total						
DDOR2216	No	South Bay and Central Coast	San Jose	Feeder	HICKS 2110	RECONDUCTOR HICKS 2110	N/A	\$68	N	N/A	N/A	GNA_083431110_Capacity	083431110	HICKS 1110	Capacity	3.23	MW	2651	125	90	0	12	2878	No					
DDOR2217	No	South Bay and Central Coast	San Jose	Feeder	MORGAN HILL 2106	RECONDUCTOR MORGAN HILL 2106	N/A	\$199	N	N/A	N/A	GNA_0832403_Capacity	0832403	MORGAN HILL BANK 3	Capacity	9.56	MW	8952	1036	376	187	32	10583	No					
DDOR2217	No	South Bay and Central Coast	San Jose	Feeder	MORGAN HILL 2106	RECONDUCTOR MORGAN HILL 2106	N/A	\$199	N	N/A	N/A	GNA_083242109_Capacity	083242109	MORGAN HILL 2109	Capacity	4.14	MW	4899	334	130	48	9	5420	No					
DDOR2218	No	South Bay and Central Coast	San Jose	Bank	LLAGAS BANK 3	INSTALL LLAGAS BANK 3	N/A	\$12,500	N	N/A	N/A	GNA_0831803_Capacity	0831803	LLAGAS BANK 3	Capacity	20.64	MW	9218	968	369	112	63	10730	No					
DDOR2218	No	South Bay and Central Coast	San Jose	Bank	LLAGAS BANK 3	INSTALL LLAGAS BANK 3	N/A	\$12,500	N	N/A	N/A	GNA_083182107_Capacity	083182107	LLAGAS 2107	Capacity	12.80	MW	3644	243	92	29	23	4031	No					
DDOR2219	No	South Bay and Central Coast	San Jose	Bank	MORGAN HILL BANK 2	REPLACE MORGAN HILL BANK 2	N/A	\$11,700	N	N/A	N/A	GNA_0832402_Capacity	0832402	MORGAN HILL BANK 2	Capacity	12.36	MW	3671	742	290	131	140	4974	No					
DDOR2219	No	South Bay and Central Coast	San Jose	Bank	MORGAN HILL BANK 2	REPLACE MORGAN HILL BANK 2	N/A	\$11,700	N	N/A	N/A	GNA_0832403_Capacity	0832403	MORGAN HILL BANK 3	Capacity	9.56	MW	8952	1036	376	187	32	10583	No					
DDOR2219	No	South Bay and Central Coast	San Jose	Bank	MORGAN HILL BANK 2	REPLACE MORGAN HILL BANK 2	N/A	\$11,700	N	N/A	N/A	GNA_083242109_Capacity	083242109	MORGAN HILL 2109	Capacity	4.14	MW	4899	334	130	48	9	5420	No					
DDOR2222	No	North Valley and Sierra	Sierra	Feeder	ROCKLIN 1101	RECONDUCTOR ROCKLIN 1101	N/A	\$150	N	N/A	N/A	GNA_1520602_Capacity	1520602	ROCKLIN BANK 2	Capacity	1.93	MW	1650	265	75	0	10	2000	No					
DDOR2222	No	North Valley and Sierra	Sierra	Feeder	DEL MAR 1104	RECONDUCTOR DEL MAR 1104	N/A	\$150	N	N/A	N/A	GNA_1520601_Capacity	1520601	ROCKLIN BANK 1	Capacity	3.59	MW	3660	225	61	3	21	3870	No					
DDOR2223	No	North Valley and Sierra	Sierra	Feeder	PLEASANT GROVE 2102	INSTALL PLEASANT GROVE 2102	N/A	\$3,000	N	N/A	N/A	GNA_152442104_Capacity	152442104	PLEASANT GROVE 2104	Capacity	6.29	MW	3789	313	347	0	14	4463	No					
DDOR2224	No	North Coast	Sonoma	Feeder	BELLEVUE 2101	RECONDUCTOR BELLEVUE 2101	N/A	\$1,500	N	N/A	N/A	GNA_0434701_Capacity	0434701	PENNGROVE BANK 1	Capacity	CC	MW	2185	138	27	36	12	2398	No					
DDOR2224	No	North Coast	Sonoma	Feeder	BELLEVUE 2101	RECONDUCTOR BELLEVUE 2101	N/A	\$1,500	N	N/A	N/A	GNA_043471101_Capacity	043471101	PENNGROVE 1101	Capacity	CC	MW	2188	132	31	36	12	2399	No					
DDOR2225	No	North Coast	Sonoma	Feeder	BELLEVUE 1101	RECONDUCTOR BELLEVUE 1101	N/A	\$6,000	N	N/A	N/A	GNA_043181104_Capacity	043181104	BELLEVUE 1104	Capacity	3.55	MW	2775	448	157	5	43	3428	No					
DDOR2226	No	North Coast	Sonoma	Feeder	COTATI 1105	RECONDUCTOR COTATI 1105	N/A	\$280	N	N/A	N/A	GNA_0422702_Capacity	0422702	COTATI BANK 2	Capacity	2.32	MW	4282	568	99	150	24	5123	No					
DDOR2227	No	North Coast	Sonoma	Bank	CLOVERDALE BANK 2	INSTALL CLOVERDALE BANK 2	N/A	\$10,146	N	N/A	N/A	GNA_0428201_Capacity	0428201	CLOVERDALE BANK 1	Capacity	3.02	MW	4534	470	142	113	13	5272	No					
DDOR2227	No	North Coast	Sonoma	Bank	CLOVERDALE BANK 2	INSTALL CLOVERDALE BANK 2	N/A	\$10,146	N	N/A	N/A	GNA_042821102_Capacity	042821102	CLOVERDALE 1102	Capacity	CC	MW	2203	195	95	101	8	2602	No					
DDOR2228	No	North Coast	Sonoma	Feeder	WINDSOR 1102	RECONDUCTOR WINDSOR 1102	N/A	\$1,561	N	N/A	N/A	GNA_0425605_Capacity	0425605	FULTON BANK 5	Capacity	6.27	MW	5642	572	266	127	45	6652	No					
DDOR2229	No	North Coast	Sonoma	Feeder	FULTON 1106	RECONDUCTOR FULTON 1106	N/A	\$80	N	N/A	N/A	GNA_0425606_Capacity	0425606	FULTON BANK 6	Capacity	7.64	MW	4732	812	255	101	102	6002	No					
DDOR2229	No	North Coast	Sonoma	Feeder	FULTON 1106	RECONDUCTOR FULTON 1106	N/A	\$80	N	N/A	N/A	GNA_042561107_Capacity	042561107	FULTON 1107	Capacity	1.40	MW	2581	449	144	12	87	3273	No					
DDOR2230	No	North Coast	Sonoma	Feeder	FULTON 1104	RECONDUCTOR FULTON 1104	N/A	\$194	N	N/A	N/A	GNA_0425606_Capacity	0425606	FULTON BANK 6	Capacity	7.64	MW	4732	812	255	101	102	6002	No					
DDOR2231	No	North Coast	Sonoma	Feeder	WINDSOR 1103	RECONDUCTOR WINDSOR 1103	N/A	\$150	N	N/A	N/A	GNA_043501102_Capacity	043501102	WINDSOR 1102	Capacity	2.34	MW	1685	273	131	12	10	2111	No					
DDOR2235	No	North Coast	Sonoma	Feeder	MONROE 2107 & 2102	RECONDUCTOR MONROE 2107 & 2102	N/A	\$1,620	N	N/A	N/A	GNA_042151105_Capacity	042151105	SANTA ROSA A 1105	Capacity	CC	MW	1685	326	82	4	9	2106	No					
DDOR2235	No	North Coast	Sonoma	Feeder	MONROE 2107 & 2102	RECONDUCTOR MONROE 2107 & 2102	N/A	\$1,620	N	N/A	N/A	GNA_04301106_Capacity	04301106	MONROE 1106	Capacity	5.74	MW	5662	301	83	13	15	6074	No					
DDOR2235	No	North Coast	Sonoma	Feeder	MONROE 2107 & 2102	RECONDUCTOR MONROE 2107 & 2102	N/A	\$1,620	N	N/A	N/A	GNA_04301105_Capacity	04301105	MONROE 1105	Capacity	2.80	MW	4824	197	47	1	7	5076	No					
DDOR224	Yes	Central Valley	Yosemite	Feeder	ORO LOMA 1106	RECONDUCTOR ORO LOMA 1106	N/A	\$2,902	N	N/A	N/A	GNA_255371106_Capacity	255371106	ORO LOMA 1106	Capacity	CC	MW	63	25	2	14	3	107	No					
DDOR2241	No	Central Valley	Stockton	Bank	LODI 1102	INSTALL LODI 1102	N/A	\$13,102	N	N/A	N/A	GNA_1622302_Capacity	1622302	COLONY BANK 2	Capacity	10.67	MW	927	79	11	269	12	1298	No					
DDOR2241	No	Central Valley	Stockton	Bank	EIGHT MILE 2101	INSTALL EIGHT MILE 2101	N/A	\$13,102	N	N/A	N/A	GNA_1621102_Capacity	1621102	LODI BANK 2	Capacity	4.66	MW	2796	364	57	426	20	3663	No					
DDOR2241	No	Central Valley	Stockton	Bank	TERMINOUS 1104	INSTALL TERMINOUS 1104	N/A	\$13,102	N	N/A	N/A	GNA_1620801_Capacity	1620801	NEW HOPE BANK 1	Capacity	CC	MW	542	102	16	212	9	881	No					
DDOR2242	No	Central Valley	Stockton	Feeder	VICTOR 1101	RECONDUCTOR VICTOR 1101	N/A	\$1,000	N	N/A	N/A	GNA_1622302_Capacity	1622302	COLONY BANK 2	Capacity	10.67	MW	927	79	11	269	12	1298	No					
DDOR2243	No	Central Valley	Stockton	Feeder	VIERRA 1707	RECONDUCTOR VIERRA 1707	N/A	\$30	N	N/A	N/A	GNA_1626105_Capacity	1626105	MANTECA BANK 5	Capacity	4.63	MW	5052	512	163	34	17	5778	No					
DDOR2244	No	Central Valley	Stockton	Feeder	RIVERBANK 1713	RECONDUCTOR RIVERBANK 1713	N/A	\$150	N	N/A	N/A	GNA_1635701_Capacity	1635701	AVENA BANK 1	Capacity	1.60	MW	886	158	17	622	5	1688	No					
DDOR2246	No	Central Valley	Stockton	Feeder	TRACY 1108	RECONDUCTOR TRACY 1108	N/A	\$1,600	N	N/A	N/A	GNA_1628801_Capacity	1628801	TRACY BANK 1	Capacity	8.29	MW	2986	414	186	0	16	3602	No					
DDOR2246	No	Central Valley	Stockton	Feeder	TRACY 1108	RECONDUCTOR TRACY 1108	N/A	\$1,600	N	N/A	N/A	GNA_162881102_Capacity	162881102	TRACY 1102	Capacity	8.58	MW	587	74	68	0	7	736	No					
DDOR2247	No	Central Valley	Stockton	Feeder	TRACY 1112	RECONDUCTOR TRACY 1112	N/A	\$30	N	N/A	N/A	GNA_1628801_Capacity	1628801	TRACY BANK 1	Capacity	8.29	MW	2986	414	186	0	16	3602	No					
DDOR2247	No	Central Valley	Stockton	Feeder	TRACY 1112	RECONDUCTOR TRACY 1112	N/A	\$30	N	N/A	N/A	GNA_162881103_Capacity	162881103	TRACY 1103	Capacity	1.94	MW	2395	126	115	0	3	2639	No					
DDOR2249	No	Central Valley	Stockton	Feeder	HERDLYN 1104	RECONDUCTOR HERDLYN 1104	N/A	\$12,000	N	N/A	N/A	GNA_162881107_Capacity	162881107	TRACY 1107	Capacity	1.07	MW	1484	171	109	1	6	1771	No					
DDOR2249	No	Central Valley	Stockton	Feeder	HERDLYN 1101	RECONDUCTOR HERDLYN 1101	N/A	\$12,000	N	N/A	N/A	GNA_162771107_Capacity	162771107	LAMMERS 1107	Capacity	7.43	MW	1704	115	163	12	8	2002	No					
DDOR2252	No	Central Valley	Yosemite	Feeder	CRESSEY 2104	RECONDUCTOR CRESSEY 2104	N/A	\$814	N	N/A	N/A	GNA_2528102_Capacity	2528102	MERCED FALLS BANK 2	Capacity	0.59	MW	1496	169	25	111	39	1840	No					
DDOR2253	No	Central Valley	Yosemite	Feeder	SANTA NELLA 1104	RECONDUCTOR SANTA NELLA 1104	N/A	\$33	N	N/A	N/A	GNA_2546403_Capacity	2546403	WRIGHT BANK 3	Capacity	CC	MW	406	102	20	180	9	717	No					
DDOR2253	No	Central Valley	Yosemite	Feeder	SANTA NELLA 1104	RECONDUCTOR SANTA NELLA 1104	N/A	\$33	N	N/A	N/A	GNA_254641110_Capacity	254641110	WRIGHT 1110	Capacity	CC	MW	406	102	20	180	9	717	No					
DDOR2254	No	Central Valley	Yosemite	Feeder	WRIGHT 1110	RECONDUCTOR WRIGHT 1110	N/A	\$33	N	N/A	N/A	GNA_2520902_Capacity	2520902	CANAL BANK 2	Capacity	9.04	MW	6930	312	114	122	14	7492	No					
DDOR2255	No	Central Valley	Yosemite	Feeder	EL NIDO 1101	RECONDUCTOR EL NIDO 1101	N/A	\$1,068	N	N/A	N/A	GNA_252451102_Capacity	252451102	EL NIDO 1102	Capacity	CC	MW	56	26	3	231	5	321	No					
DDOR2257	No	Central Valley	Yosemite	Feeder	PANOCHÉ 1103	RECONDUCTOR PANOCHÉ 1103	N/A	\$2,400	N	N/A	N/A	GNA_2534001_Capacity	2534001	HAMMONDS BANK 1	Capacity	CC	MW	62	70	5	305	7	449	No					
DDOR2257	No	Central Valley	Yosemite	Feeder	HAMMONDS 1102	RECONDUCTOR HAMMONDS 1102	N/A	\$2,400	N	N/A	N/A	GNA_253401104_Capacity	253401104	HAMMONDS 1104	Capacity	CC	MW	32	46	5	166	5	254	No					
DDOR2259	No	Central Valley	Yosemite	Feeder	PANOCHÉ 2106	INSTALL PANOCHÉ 2106	N/A	\$27,022	N	N/A	N/A	GNA_2536703_Capacity	2536703	PANOCHÉ BANK 3	Capacity	31.64	MW	137	141	28	182	5	493	No					
DDOR2259	No	Central Valley	Yosemite	Feeder	PANOCHÉ 2106	INSTALL PANOCHÉ 2106	N/A	\$27,022	N	N/A	N/A	GNA_253671103_Capacity	253671103	PANOCHÉ 1103	Capacity	CC	MW	125	105	26	83	4	343	No					
DDOR2260	No	Central Valley	Yosemite	Feeder	COTTLE 1701	RECONDUCTOR COTTLE 1701	N/A	\$1,200	N	N/A	N/A	GNA_163781704_Capacity	163781704	PEORIA FLAT 1704	Capacity	2.15	MW	2987	260	42	40	18	3347	No					
DDOR2261	No	Central Valley	Yosemite	Feeder	CASSIDY 2107																								

PG&E 2023 Distribution Deferral Opportunity Report (DDOR)

Appendix A.2: Planned Solutions

Version Date: 8/15/2023

Public

Planned Investments																			Customer Count							
DDOR ID	Previous DDOR?	Distribution Planning Region	Division	Project Type	Project Name	Project Description	In-service Date	Project Cost Estimated (\$k)	Deferrable (Y/N)	LNBA Value (\$/kW-yr)	LNBA Value (\$/Vpu-yr)	GNA Need ID	Facility ID	GNA Facility Name	Distribution Service Required	Grid Need (2023-2032)	Grid Need Unit	Residential	Commercial	Industrial	Agricultural	Other	Total	Project excluded from prioritization?		
DDOR2277	No	North Coast	Humboldt	Feeder	CLEAR LAKE 1102	RECONDUCTOR CLEAR LAKE 1102	N/A	\$30	N	N/A	N/A	GNA_0421401_Capacity	0421401	CLEAR LAKE BANK 1	Capacity	2.79	MW	1791	318	35	279	8	2431	No		
DDOR2278	No	Bay Area	Peninsula	Feeder	LAS PULGAS CONDUCTOR	RECONDUCTOR LAS PULGAS 401	N/A	\$211	N	N/A	N/A	GNA_024120401_Capacity	024120401	LAS PULGAS 0401	Capacity	0.84	MW	1515	46	7	0	2	1570	No		
DDOR2279	No	North Coast	Humboldt	Feeder	WILLOW CREEK 1101	RECONDUCTOR WILLOW CREEK 1101 OUTLET	N/A	\$100	N	N/A	N/A	GNA_192171101_Capacity	192171101	WILLOW CREEK 1101	Capacity	0.45	MW	685	75	11	15	1	787	No		
DDOR2280	No	North Valley and Sierra	Sacramento	Feeder	DIXON 1102	RECONDUCTOR DIXON 1102	N/A	\$505	N	N/A	N/A	GNA_062061102_Capacity	062061102	DIXON 1102	Capacity	2.13	MW	2009	93	14	12	2	2130	No		
DDOR2281	No	Central Valley	Fresno	Feeder	CALIFORNIA AVE 1116	RECONDUCTOR CALIFORNIA AVE 1116	N/A	\$1,323	N	N/A	N/A	GNA_252281106_Capacity	252281106	CALIFORNIA AVE 1106	Capacity	2.31	MW	2478	94	35	2	3	2612	No		
DDOR2282	No	North Valley and Sierra	Sacramento	Feeder	WEST SACRAMENTO 1106	RECONDUCTOR WEST SACRAMENTO 1106	N/A	\$800	N	N/A	N/A	GNA_063131106_Capacity	063131106	WEST SACRAMENTO 1106	Capacity	CC	MW	171	138	40	8	8	365	No		
DDOR2283	No	North Valley and Sierra	Sacramento	Feeder	WOODLAND 1105	REPLACE SWITCH WOODLAND 1105	N/A	\$15	N	N/A	N/A	GNA_062031105_Capacity	062031105	WOODLAND 1105	Capacity	3.47	MW	2041	256	49	1	12	2359	No		
DDOR2284	No	Bay Area	San Francisco	Feeder	LARKIN (SF Y) 1128	REPLACE LARKIN (SF Y) 1128	N/A	\$5,600	N	N/A	N/A	GNA_022801128_Capacity	022801128	LARKIN (SF Y) 1128	Capacity	CC	MW	1673	111	39	1	4	1828	No		
DDOR2285	No	Bay Area	San Francisco	Feeder	POTRERO (SF A) 1110	REPLACE POTRERO (SF A) 1110	N/A	\$64	N	N/A	N/A	GNA_022031110_Capacity	022031110	POTRERO (SF A) 1110	Capacity	2.98	MW	4390	637	127	2	18	5174	No		
DDOR2287	No	South Bay and Central Coast	San Jose	Feeder	MORGAN HILL 2109	REPLACE CABLE	N/A	\$68	N	N/A	N/A	GNA_083242109_Capacity	083242109	MORGAN HILL 2109	Capacity	4.14	MW	4899	334	130	48	9	5420	No		
DDOR2288	No	South Bay and Central Coast	San Jose	Bank	LLAGAS BANK 3	INSTALL LLAGAS BANK 3	N/A	\$12,500	N	N/A	N/A	GNA_0831803_Capacity	0831803	LLAGAS BANK 3	Capacity	20.64	MW	9218	968	369	112	63	10730	No		
DDOR2289	No	South Bay and Central Coast	San Jose	Bank	MORGAN HILL BANK 2	INSTALL MORGAN HILL BANK 2	N/A	\$11,700	N	N/A	N/A	GNA_0832402_Capacity	0832402	MORGAN HILL BANK 2	Capacity	12.36	MW	3671	742	290	131	140	4974	No		
DDOR229	Yes	Central Valley	Kern	Feeder	RIO BRAVO 1104	BUILD NEW TIE, INSTALL SWITCHES AND CAP BANKS	N/A	\$300	N	N/A	N/A	GNA_2528602_Capacity	2528602	RIO BRAVO BANK 2	Capacity	CC	MW	2303	194	86	248	17	2848	No		
DDOR229	Yes	Central Valley	Kern	Feeder	RIO BRAVO 1104	BUILD NEW TIE, INSTALL SWITCHES AND CAP BANKS	N/A	\$300	N	N/A	N/A	GNA_252861104_Capacity	252861104	RIO BRAVO 1104	Capacity	CC	MW	0	9	23	13	7	52	No		
DDOR2290	No	North Coast	Sonoma	Feeder	SANTA ROSA A 1110	RECONDUCTOR SANTA ROSA A 1110	N/A	\$1,820	N	N/A	N/A	GNA_042151110_Capacity	042151110	SANTA ROSA A 1110	Capacity	3.00	MW	4785	219	27	0	9	5040	No		
DDOR2291	No	Central Valley	Kern	Feeder	WELLFIELD 1102	RECONDUCTOR WELLFIELD 1102	N/A	\$300	N	N/A	N/A	GNA_252971102_Capacity	252971102	WEEPATCH 1102	Capacity	1.57	MW	2309	93	9	43	3	2457	No		
DDOR2292	No	Central Valley	Stockton	Feeder	RIPON 1704	RECONDUCTOR RIPON 1704	N/A	\$2,830	N	N/A	N/A	GNA_163801704_Capacity	163801704	RIPON 1704	Capacity	4.11	MW	3341	172	114	15	21	3663	No		
DDOR2293	No	Central Valley	Kern	Feeder	RIO BRAVO 1101	RECONDUCTOR RIO BRAVO 1101	N/A	\$50	N	N/A	N/A	GNA_253491111_Capacity	253491111	LERDO 1111 (OLD 1103)	Capacity	CC	MW	49	50	44	101	10	254	No		
DDOR230	Yes	Central Valley	Fresno	Feeder	SCHINDLER 1114	RECONDUCTOR AND INSTALL A REGULATOR	N/A	\$13,980	N	N/A	N/A	GNA_2528903_Capacity	2528903	SCHINDLER BANK 3	Capacity	0.34	MW	125	84	10	247	5	471	No		
DDOR230	Yes	Central Valley	Fresno	Feeder	SCHINDLER 1114	RECONDUCTOR AND INSTALL A REGULATOR	N/A	\$13,980	N	N/A	N/A	GNA_253591102_Capacity	253591102	CANTUA 1102	Capacity	CC	MW	7	15	2	100	2	126	No		
DDOR230	Yes	Central Valley	Fresno	Feeder	SCHINDLER 1114	RECONDUCTOR AND INSTALL A REGULATOR	N/A	\$13,980	N	N/A	N/A	GNA_252891114_Capacity	252891114	SCHINDLER 1114	Capacity	0.90	MW	115	61	11	105	2	294	No		
DDOR230	Yes	Central Valley	Fresno	Feeder	SCHINDLER 1114	RECONDUCTOR AND INSTALL A REGULATOR	N/A	\$13,980	N	N/A	N/A	GNA_252891110_Capacity	252891110	SCHINDLER 1110	Capacity	CC	MW	63	41	9	115	3	231	No		
DDOR240	Yes	Bay Area	San Francisco	Feeder	MISSION (SF X) 1113	CIRCUIT REINFORCEMENT	N/A	\$1,400	N	N/A	N/A	GNA_022011113_Resiliency	022011113	MISSION (SF X) 1113	Resiliency	1.67	MW	6658	389	118	0	5	7170	No		
DDOR243	Yes	South Bay and Central Coast	San Jose	Feeder	FMC 1101	INSTALL NEW FMC 1102	N/A	\$1,700	N	N/A	N/A	GNA_083871105_Resiliency	083871105	FMC 1105	Reliability	5.89	MW	2924	407	135	0	25	3491	No		
DDOR244	Yes	Central Valley	Kern	Line Section	ROSEDALE 2102	INSTALL CABLE IN EXISTING CONDUIT	N/A	\$400	N	N/A	N/A	GNA_254762102_Resiliency	254762102	ROSEDALE 2102	Reliability	0.16	MW	1003	299	124	0	3	1429	No		
DDOR247	Yes	North Valley and Sierra	North Bay	Feeder	IGNACIO 1101	RECONDUCTOR IGNACIO 1101	N/A	\$420	N	N/A	N/A	GNA_042481101_Resiliency	042481101	IGNACIO 1101	Reliability	2.90	MW	2661	125	30	0	5	2821	No		
DDOR248	Yes	South Bay and Central Coast	Los Padres	Feeder	SANTA MARIA 1112	INSTALL AND INTERCEPT CABLE	N/A	\$72	N	N/A	N/A	GNA_182671112_Resiliency	182671112	SANTA MARIA 1112	Reliability	CC	MW	2663	452	97	20	6	3238	No		
DDOR249	Yes	Central Valley	Fresno	Feeder	AVENAL 2101	INSTALL TIE AND SWITCHES	N/A	\$65	N	N/A	N/A	GNA_255002101_Resiliency	255002101	AVENAL 2101	Reliability	CC	MW	1709	182	51	37	5	1984	No		
DDOR250	Yes	Bay Area	Mission	Line Section	SAN LEANDRO U 1107	INSTALL UNDERGROUND SWITCHES	N/A	\$200	N	N/A	N/A	GNA_013111107_Resiliency	013111107	SAN LEANDRO U 1107	Resiliency	0.47	MW	5911	356	64	0	12	6343	No		
DDOR251	Yes	Central Valley	Stockton	Line Section	MOSHER 2108	INSTALL UNDERGROUND CABLE IN A NEW TRENCH	N/A	\$850	N	N/A	N/A	GNA_163722108_Resiliency	163722108	MOSHER 2108	Reliability	4.90	MW	3620	67	34	0	8	3729	No		
DDOR252	Yes	North Valley and Sierra	Sacramento	Line Section	DAVIS 1102	INSTALL UNDERGROUND CABLE IN A NEW TRENCH	N/A	\$200	N	N/A	N/A	GNA_062041102_Resiliency	062041102	DAVIS 1102	Reliability	2.10	MW	3169	157	63	0	8	3397	No		
DDOR253	Yes	North Valley and Sierra	Sacramento	Line Section	MADISON 2101	INSTALL TIE AND SWITCH	N/A	\$105	N	N/A	N/A	GNA_063172101_Resiliency	063172101	MADISON 2101	Reliability	CC	MW	1509	250	37	334	14	2144	No		
DDOR254	Yes	North Valley and Sierra	Sacramento	Line Section	PEABODY 2106	REPLACE PEABODY 2106 CIRCUIT OUTLET	N/A	\$226	N	N/A	N/A	GNA_063642106_Resiliency	063642106	PEABODY 2106	Reliability	CC	MW	2915	50	10	1	2	2978	No		
DDOR255	Yes	North Valley and Sierra	Sierra	Line Section	CATLETT 1102	RECONDUCTOR CATLETT 1102 BACK-TIE	N/A	\$4,460	N	N/A	N/A	GNA_153761102_Resiliency	153761102	CATLETT 1102	Reliability	CC	MW	484	125	16	171	7	803	No		
DDOR259	Yes	Central Valley	Stockton	Feeder	CORRAL 1101	RECONDUCTOR CORRAL 1101	N/A	\$402	N	N/A	N/A	GNA_162991101_Capacity	162991101	CORRAL 1101	Capacity	2.35	MW	1635	176	22	176	10	2019	No		
DDOR264	Yes	Bay Area	East Bay	Feeder	OAKLAND J 1101 AND OAKLAND J 1104	REINFORCE OAKLAND J1101 AND OAKLAND J1104	N/A	\$1,700	N	N/A	N/A	GNA_0120901_Capacity	0120901	OAKLAND J BANK 1	Capacity	14.46	MW	9641	764	264	5	76	10750	No		
DDOR264	Yes	Bay Area	East Bay	Feeder	OAKLAND J 1101 AND OAKLAND J 1104	REINFORCE OAKLAND J1101 AND OAKLAND J1104	N/A	\$1,700	N	N/A	N/A	GNA_012091104_Capacity	012091104	OAKLAND J 1104	Capacity	3.74	MW	1138	253	91	4	11	1497	No		
DDOR268	Yes	Bay Area	San Francisco	Feeder	POTRERO A 1106	RECONDUCTOR POTRERO A 1106	N/A	\$1,837	N	N/A	N/A	GNA_0220301_Capacity	0220301	POTRERO A BANK 1	Capacity	56.76	MW	22368	2102	550	10	82	25112	No		
DDOR268	Yes	Bay Area	San Francisco	Feeder	POTRERO A 1106	RECONDUCTOR POTRERO A 1106	N/A	\$1,837	N	N/A	N/A	GNA_0220310_Capacity	0220310	POTRERO A BANK 10	Capacity	15.74	MW	14140	1726	601	6	58	16531	No		
DDOR268	Yes	Bay Area	San Francisco	Feeder	POTRERO A 1106	RECONDUCTOR POTRERO A 1106	N/A	\$1,837	N	N/A	N/A	GNA_022031114_Capacity	022031114	POTRERO (SF A) 1114	Capacity	CC	MW	1373	85	52	0	6	1516	No		
DDOR268	Yes	Bay Area	San Francisco	Feeder	POTRERO A 1106	RECONDUCTOR POTRERO A 1106	N/A	\$1,837	N	N/A	N/A	GNA_022031112_Capacity	022031112	POTRERO (SF A) 1112	Capacity	0.83	MW	1004	124	74	5	6	1213	No		
DDOR268	Yes	Bay Area	San Francisco	Feeder	POTRERO A 1106	RECONDUCTOR POTRERO A 1106	N/A	\$1,837	N	N/A	N/A	GNA_022031106_Capacity	022031106	POTRERO (SF A) 1106	Capacity	CC	MW	512	9	22	0	0	543	No		
DDOR2298	No	South Bay and Central Coast	San Jose	Line Section	MONTAGUE 2108	RECONDUCTOR MONTAGUE 2108	N/A	\$120	N	N/A	N/A	GNA_0824603_Capacity	0824603	NORTECH BANK 3	Capacity	CC	MW	448	163	117	0	11	739	No		
DDOR2298	No	South Bay and Central Coast	San Jose	Line Section	MONTAGUE 2108	RECONDUCTOR MONTAGUE 2108	N/A	\$120	N	N/A	N/A	GNA_082462109_Capacity	082462109	NORTECH 2109	Capacity	CC	MW	2	31	29	0	2	64	No		
DDOR111	Yes	Bay Area	San Francisco	Bank	EMBARCADERO (SF Z) 1116	EMBARCADERO Z_Z1116 RECAPLE INSIDE SUBSTATION	N/A	\$2,501	N	N/A	N/A	GNA_022871116_Capacity	022871116	EMBARCADERO (SF Z) 1116	Capacity	1.90	MW	1	213	130	3383	1	3728	Yes		

PG&E 2023 Distribution Deferral Opportunity Report (DDOR)

Appendix B: Candidate Deferral Opportunities

Version Date: 8/15/2023

Public

DDOR ID	Previous DDOR?	Distribution Planning Region	Division	Project Type	Project Name	Project Description	In-Service Date	AAACE Class	Unit Cost of Traditional Mitigation (\$k)	Estimated LNB Value (\$/kW-yr)	Estimated LNB Value (\$/MWh-yr)	Estimated LNB Value (\$/MWh-Day)	Estimated LNB Value (\$/Vpu-yr)	Expected Performance and Operational Requirements											Customer Count						
														GNA ID	Facility ID	GNA Facility Name	Distribution Service Required	Real Time (RT) or Day Ahead (DA)	Grid Need	Grid Unit	Month	Calls/Year	Hours	Duration (Hours)	Residential	Agricultural	Commercial	Industrial	Other	Total	
DDOR075	Yes	Central Valley	Fresno	Bank and Feeder	GIFFEN BANK 2	INSTALL GIFFEN BANK 2	4/1/2026	5	\$13,500	\$65	\$10	\$19,122		GNA_2531501_Capacity	2531501	GIFFEN BANK 1	Capacity	DA	10.57	MW	4-10	198	12AM - 12AM	24	181	153	70	4	0	408	
DDOR075	Yes	Central Valley	Fresno	Bank and Feeder	GIFFEN BANK 2	INSTALL GIFFEN BANK 2	4/1/2026	5	\$13,500	\$65	\$10	\$19,122		GNA_253151103_Capacity	253151103	GIFFEN 1103	Capacity	DA	0.21	MW	6-7	30	6 AM - 10PM	10	141	84	42	2	0	269	
DDOR075	Yes	Central Valley	Fresno	Bank and Feeder	GIFFEN BANK 2	INSTALL GIFFEN BANK 2	4/1/2026	5	\$13,500	\$65	\$10	\$19,122		GNA_253151102_Capacity	253151102	GIFFEN 1102	Capacity	DA	CC	MW	CC	CC	CC	CC	CC	40	69	26	2	0	137
DDOR077	Yes	Central Valley	Yosemite	Feeder	STOREY 1103	INSTALL NEW FEEDER STOREY 1103	5/1/2026	5	\$2,872	\$25	\$23	\$19,695		GNA_2546102_Capacity	2546102	STOREY BANK 2	Capacity	DA	11.24	MW	6-9	122	2PM-11PM	9	8376	333	799	181	79	9768	
DDOR077	Yes	Central Valley	Yosemite	Feeder	STOREY 1103	INSTALL NEW FEEDER STOREY 1103	5/1/2026	5	\$2,872	\$25	\$23	\$19,695		GNA_254611107_Capacity	254611107	STOREY 1107	Capacity	DA	1.73	MW	6-9	114	12 PM-9 PM	8	2779	9	462	116	24	3390	
DDOR080	Yes	South Bay and Central Coast	Central Coast	Bank and Feeder	GREEN VALLEY BANK 4	INSTALL GREEN VALLEY BANK 4 AND FEEDERS	5/1/2026	5	\$25,921	\$126	\$41	\$66,990		GNA_0831903_Capacity	0831903	GREEN VALLEY BANK 3	Capacity	DA	4.75	MW	4-12	196	7AM-12PM,3PM-10PM	12	8206	441	907	177	21	9752	
DDOR080	Yes	South Bay and Central Coast	Central Coast	Bank and Feeder	GREEN VALLEY BANK 4	INSTALL GREEN VALLEY BANK 4 AND FEEDERS	5/1/2026	5	\$25,921	\$126	\$41	\$66,990		GNA_0831902_Capacity	0831902	GREEN VALLEY BANK 2	Capacity	DA	6.38	MW	1-12	259	7AM-10PM	14	9172	241	1186	323	36	10953	
DDOR081	Yes	Central Valley	Fresno	Bank and Feeder	AIRWAYS BANK 3	INSTALL NEW BANK AND FEEDER	5/1/2026	5	\$17,721	\$40	\$48	\$39,655		GNA_2520401_Capacity	2520401	AIRWAYS BANK 1	Capacity	DA	10.20	MW	6-9	122	3 PM-10 PM	6	9323	29	588	134	79	10158	
DDOR081	Yes	Central Valley	Fresno	Bank and Feeder	AIRWAYS BANK 3	INSTALL NEW BANK AND FEEDER	5/1/2026	5	\$17,721	\$40	\$48	\$39,655		GNA_2520402_Capacity	2520402	AIRWAYS BANK 2	Capacity	DA	5.04	MW	6-9	100	4 PM-10 PM	5	8279	92	273	50	28	8722	
DDOR081	Yes	Central Valley	Fresno	Bank and Feeder	AIRWAYS BANK 3	INSTALL NEW BANK AND FEEDER	5/1/2026	5	\$17,721	\$40	\$48	\$39,655		GNA_2524203_Capacity	2524203	MALAGA BANK 3	Capacity	DA	5.69	MW	6-9	92	3 PM-10 PM	6	6549	328	395	172	46	7490	
DDOR081	Yes	Central Valley	Fresno	Bank and Feeder	AIRWAYS BANK 3	INSTALL NEW BANK AND FEEDER	5/1/2026	5	\$17,721	\$40	\$48	\$39,655		GNA_252041103_Capacity	252041103	AIRWAYS 1103	Capacity	DA	CC	MW	CC	CC	CC	CC	1869	8	391	119	25	2412	
DDOR081	Yes	Central Valley	Fresno	Bank and Feeder	AIRWAYS BANK 3	INSTALL NEW BANK AND FEEDER	5/1/2026	5	\$17,721	\$40	\$48	\$39,655		GNA_253571105_Capacity	253571105	BARTON 1105	Capacity	DA	CC	MW	CC	CC	CC	CC	1988	0	80	42	18	2128	
DDOR081	Yes	Central Valley	Fresno	Bank and Feeder	AIRWAYS BANK 3	INSTALL NEW BANK AND FEEDER	5/1/2026	5	\$17,721	\$40	\$48	\$39,655		GNA_253571112_Capacity	253571112	BARTON 1112	Capacity	DA	CC	MW	CC	CC	CC	CC	1269	1	322	113	16	1721	
DDOR081	Yes	Central Valley	Fresno	Bank and Feeder	AIRWAYS BANK 3	INSTALL NEW BANK AND FEEDER	5/1/2026	5	\$17,721	\$40	\$48	\$39,655		GNA_252041102_Capacity	252041102	AIRWAYS 1102	Capacity	DA	5.14	MW	5-10	122	12 PM-11 PM	9	3231	20	81	8	34	3374	
DDOR081	Yes	Central Valley	Fresno	Bank and Feeder	AIRWAYS BANK 3	INSTALL NEW BANK AND FEEDER	5/1/2026	5	\$17,721	\$40	\$48	\$39,655		GNA_252041107_Capacity	252041107	AIRWAYS 1107	Capacity	DA	2.49	MW	6-9	122	3 PM-10 PM	6	2299	72	95	10	8	2484	
DDOR081	Yes	Central Valley	Fresno	Bank and Feeder	AIRWAYS BANK 3	INSTALL NEW BANK AND FEEDER	5/1/2026	5	\$17,721	\$40	\$48	\$39,655		GNA_254081102_Capacity	254081102	CLOVIS 1102	Capacity	DA	CC	MW	CC	CC	CC	CC	1115	50	98	41	7	1311	
DDOR081	Yes	Central Valley	Fresno	Bank and Feeder	AIRWAYS BANK 3	INSTALL NEW BANK AND FEEDER	5/1/2026	5	\$17,721	\$40	\$48	\$39,655		GNA_254251103_Capacity	254251103	MALAGA 1103	Capacity	DA	2.33	MW	6-9	122	3 PM-11 PM	6	2080	48	70	38	22	2258	
DDOR083	Yes	Bay Area	Peninsula	Bank and Feeder	BELLE HAVEN BANK 4	REPLACE BELLE HAVEN BANK 4 with 30 MVA BANK AND INSTALL 2 NEW FEEDERS	4/23/2026	5	\$11,259	\$18	\$2	\$5,684		GNA_0240203_Capacity	0240203	BELLE HAVEN BANK 3	Capacity	DA	44.35	MW	1-12	366	12 AM-12 AM	24	817	0	197	171	11	1196	
DDOR083	Yes	Bay Area	Peninsula	Bank and Feeder	BELLE HAVEN BANK 4	REPLACE BELLE HAVEN BANK 4 with 30 MVA BANK AND INSTALL 2 NEW FEEDERS	4/23/2026	5	\$11,259	\$18	\$2	\$5,684		GNA_024021103_Capacity	024021103	BELLE HAVEN 1103	Capacity	DA	5.47	MW	1-12	366	5 AM-12 AM	18	0	0	34	49	2	85	
DDOR083	Yes	Bay Area	Peninsula	Bank and Feeder	BELLE HAVEN BANK 4	REPLACE BELLE HAVEN BANK 4 with 30 MVA BANK AND INSTALL 2 NEW FEEDERS	4/23/2026	5	\$11,259	\$18	\$2	\$5,684		GNA_0240204_Capacity	0240204	BELLE HAVEN BANK 4	Capacity	DA	CC	MW	CC	CC	CC	CC	1	0	59	79	3	142	
DDOR085	Yes	Central Valley	Stockton	Feeder	RIPON 1705	INSTALL NEW 17 KV FEEDER RIPON 1705	5/1/2026	5	\$3,410	\$12	\$10	\$8,901		GNA_1626107_Capacity	1626107	MANTECA BANK 7	Capacity	DA	5.41	MW	6-9	122	3 PM-9 PM	5	6940	2	273	82	21	7318	
DDOR085	Yes	Central Valley	Stockton	Feeder	RIPON 1705	INSTALL NEW 17 KV FEEDER RIPON 1705	5/1/2026	5	\$3,410	\$12	\$10	\$8,901		GNA_1627002_Capacity	1627002	VIERRA BANK 2	Capacity	DA	12.29	MW	5-9	143	12 PM-12 AM	12	6359	100	306	264	45	7074	
DDOR085	Yes	Central Valley	Stockton	Feeder	RIPON 1705	INSTALL NEW 17 KV FEEDER RIPON 1705	5/1/2026	5	\$3,410	\$12	\$10	\$8,901		GNA_1638002_Capacity	1638002	RIPON BANK 2	Capacity	DA	8.91	MW	5-9	122	2 PM-10 PM	8	5694	59	437	202	43	6435	
DDOR085	Yes	Central Valley	Stockton	Feeder	RIPON 1705	INSTALL NEW 17 KV FEEDER RIPON 1705	5/1/2026	5	\$3,410	\$12	\$10	\$8,901		GNA_162701707_Capacity	162701707	VIERRA 1707	Capacity	DA	2.42	MW	6-9	100	1 PM-9 PM	8	3461	99	124	29	17	3730	
DDOR085	Yes	Central Valley	Stockton	Feeder	RIPON 1705	INSTALL NEW 17 KV FEEDER RIPON 1705	5/1/2026	5	\$3,410	\$12	\$10	\$8,901		GNA_163801704_Capacity	163801704	RIPON 1704	Capacity	DA	4.11	MW	6-9	122	3 PM-2 AM	9	3341	15	172	114	21	3663	
DDOR087	Yes	Central Valley	Stockton	Bank and Feeder	VIERRA BANK 3	INSTALL NEW VIERRA BANK 3 AND 2 NEW FEEDERS VIERRA 1708 AND 1709	5/1/2027	5	\$14,007	\$32	\$9	\$12,825		GNA_1626108_Capacity	1626108	MANTECA BANK 8	Capacity	DA	7.9	MW	6-10	122	12 PM-11 PM	11	4934	2	461	255	20	5672	
DDOR087	Yes	Central Valley	Stockton	Bank and Feeder	VIERRA BANK 3	INSTALL NEW VIERRA BANK 3 AND 2 NEW FEEDERS VIERRA 1708 AND 1709	5/1/2027	5	\$14,007	\$32	\$9	\$12,825		GNA_1627002_Capacity	1627002	VIERRA BANK 2	Capacity	DA	12.29	MW	5-9	143	12 PM-12 AM	12	6359	100	306	264	45	7074	
DDOR087	Yes	Central Valley	Stockton	Bank and Feeder	VIERRA BANK 3	INSTALL NEW VIERRA BANK 3 AND 2 NEW FEEDERS VIERRA 1708 AND 1709	5/1/2027	5	\$14,007	\$32	\$9	\$12,825		GNA_162611708_Capacity	162611708	MANTECA 1708	Capacity	DA	3.08	MW	6-9	100	2 PM-9 PM	7	3976	2	206	65	9	4258	
DDOR087	Yes	Central Valley	Stockton	Bank and Feeder	VIERRA BANK 3	INSTALL NEW VIERRA BANK 3 AND 2 NEW FEEDERS VIERRA 1708 AND 1709	5/1/2027	5	\$14,007	\$32	\$9	\$12,825		GNA_162701702_Capacity	162701702	VIERRA 1702	Capacity	DA	2.83	MW	6-9	114	2 PM-10 PM	9	1645	2	161	171	15	1994	
DDOR087	Yes	Central Valley	Stockton	Bank and Feeder	VIERRA BANK 3	INSTALL NEW VIERRA BANK 3 AND 2 NEW FEEDERS VIERRA 1708 AND 1709	5/1/2027	5	\$14,007	\$32	\$9	\$12,825		GNA_162701706_Capacity	162701706	VIERRA 1706	Capacity	DA	12.52	MW	1-12	340	12 AM-12 AM	24	2898	1	182	235	28	3344	
DDOR096	Yes	South Bay and Central Coast	De Anza	Feeder	WOLFE 1111 AND 1112	INSTALL 2 NEW FEEDERS WOLFE 1111 AND 1112	6/1/2026	5	\$9,300	\$29	\$4	\$8,589		GNA_0836702_Capacity	0836702	WOLFE BANK 2	Capacity	DA	13.41	MW	1-12	305	12 AM-12 AM	24	6188	0	273	136	47	6644	
DDOR096	Yes	South Bay and Central Coast	De Anza	Feeder	WOLFE 1111 AND 1112	INSTALL 2 NEW FEEDERS WOLFE 1111 AND 1112	6/1/2026	5	\$9,300	\$29	\$4	\$8,589		GNA_083671105_Capacity	083671105	WOLFE 1105	Capacity	DA	CC	MW	CC	CC	CC	CC	1944	0	151	113	20	2228	
DDOR096	Yes	South Bay and Central Coast	De Anza	Feeder	WOLFE 1111 AND 1112	INSTALL 2 NEW FEEDERS WOLFE 1111 AND 1112	6/1/2026	5	\$9,300	\$29	\$4	\$8,589		GNA_083671109_Capacity	083671109	WOLFE 1109	Capacity	DA	10.73	MW	1-12	366	12 AM-12 AM	24	2094	0	127	66	20	2307	
DDOR1001	Yes	Central Valley	Fresno	Feeder	CAMDEN 1106	INSTALL NEW CAMDEN 1106 FEEDER	5/3/2026	5	\$13,980	\$176	\$112	\$114,810		GNA_2537101_Capacity	2537101	HARDWICK BANK 1	Capacity	DA	4.51	MW	4-10	174	12 AM-8 AM, 4PM -12AM	15	1006	792	170	20	9	1997	
DDOR1001	Yes	Central Valley	Fresno	Feeder	CAMDEN 1106	INSTALL NEW CAMDEN 1106 FEEDER	5/3/2026	5	\$13,980	\$176	\$112	\$114,810		GNA_2526805_Capacity	2526805	HENRIETTA BANK 5	Capacity	DA	1.77	MW	4-7	39	12AM-4AM; 4PM-9PM	4	236	348	50	13	9	656	
DDOR1001	Yes	Central Valley	Fresno	Feeder	CAMDEN 1106	INSTALL NEW CAMDEN 1106 FEEDER	5/3/2026	5	\$13,980	\$176	\$112	\$114,810		GNA_252301102_Capacity	252301102	CAMDEN 1102	Capacity	DA	2.66	MW	6-9	92	1PM-11PM	8	1213	154	119	21	7	1514	
DDOR1002	Yes	Central Valley	Fresno	Feeder	WEST FRESNO 1113	INSTALL 2 NEW FEEDERS WEST FRESNO 1113 AND 1114	5/31/2026	5	\$7,400	\$17	\$5	\$7,768		GNA_2537302_Capacity	2537302	WEST FRESNO BANK 2	Capacity	DA	18.09	MW	4-10	206	7 AM-10 PM	15	2827	15	699	213	22	3776	
DDOR1002	Yes	Central Valley	Fresno	Feeder	WEST FRESNO 1113	INSTALL 2 NEW FEEDERS WEST FRESNO 1113 AND 1114	5/31/20																								

Glossary

Note:

- 1) The worksheet is only applicable where the utility has three or more candidate deferral projects, and
- 2) in the event the utility has one or two candidate deferral projects, the utility will a) develop a recommendation as to the Tiering of the projects along with the rationale, and b) review this recommendation with the DPAG.

Step	Column Name	Description
Raw Data	Project ID	The project identifier.
	Project Description	A brief description of the project scope.
	LNBA (\$/MW-yr)	Calculated using the Commission approved LNBA methodology, based on the peak capacity need during the deferral period.
	LNBA (\$/MWh-yr)	Calculated using the Commission approved LNBA methodology, based on the maximum annual energy need during the deferral period.
	LNBA (\$/MWh-day) (Info Only)	Calculated using the Commission approved LNBA methodology, based on the maximum peak day energy need during the deferral period
	Unit Cost of Traditional Mitigation (\$)	Cost of the traditional mitigation project designed to meet the maximum capacity need for each project.
	Grid Need Certainty	The IOU-specific, maximum grid need certainty score of all the assets associated with a project. (e.g. for SCE this is the Location of Certainty matrix score of the project's load growth drivers weighted by the size of the load growth).
	Operating Date (Info Only)	The expected operating date of a candidate deferral project.
	Year of Need	The earliest starting year among all assets associated with a project.
	Year of Need Indicator	Year of need indicator based on the possible range of all the years of need for this cycle of DIDF (i.e. between 2020 and 2029).
	Duration (Hours)	The maximum number of hours that DER is needed in a peak day, during the deferral period, to meet the need that the project mitigates
	Capacity Need (MW)	The maximum capacity need mitigated by the project during the deferral period
	Circuits	The number of circuits that DER can be interconnected to which will meet the need that the project mitigates.
	Capacity Need (MW)/Circuit	The max capacity need per number of circuits to which DERs can connect and meet the grid need.
Step 1: Normalize Raw Data	Operational Requirement	The operational requirement of the need.
	Number of Grid Needs	The number of grid needs that the project mitigates.
	LNBA (\$/MW-yr)	The "LNBA (\$/MW-yr)" value is normalized between 0 and 1, based on the range of the "LNBA (\$/MW-yr)" values of all the candidate deferral projects.
	LNBA (\$/MWh-yr)	The "LNBA (\$/MWh-yr)" value is normalized between 0 and 1, based on the range of the "LNBA (\$/MWh-yr)" values of all the candidate deferral projects.
	Unit Cost of Traditional Mitigation (\$)	
	Grid Need Certainty	The "Grid Need Certainty" value is normalized between 0 and 1 based on the range of the "Grid Need Certainty" values of all the candidate deferral projects.
	Year of Need	
	Duration (Hours)	The "Duration (Hours)" value is normalized between 0 and 1, based on the range of the "Duration (Hours)" values of all the candidate deferral projects. The shorter the duration, the higher the normalized Duration value.
	Capacity Need (MW)/Circuit	The "Capacity Need (MW)/Circuit" value is normalized between 0 and 1 based on the range of the "Capacity Need (MW)/Circuit" values among all the candidate deferral projects. The smaller the capacity needs per circuit, the higher chance for a feasible DER solution, the higher the normalized Capacity Needs/Circuit value,
	Operational Requirement	
Step 2: Apply Red Flags	Number of Grid Needs	
	LNBA (\$/MW-yr)	
	LNBA (\$/MWh-yr)	
	Unit Cost of Traditional Mitigation (\$)	If the "Unit Cost of Traditional Mitigation (\$)" for a project is below the respective threshold, it will be Red Flagged and relegated to Tier 3.
	Grid Need Certainty	
	Year of Need	If the "Year of Need" for a project is above the respective threshold, it will be Red Flagged and relegated to Tier 3.
	Duration (Hours)	
	Capacity Need (MW)/Circuit	
Step 3: Determine Quantitative Metric Scores	Operational Requirement	If the "Operational Requirement" for a project is not Day Ahead, it will be Red Flagged and relegated to Tier 3.
	Number of Grid Needs	If the "Number of Grid Needs" is above the respective threshold, it will be Red Flagged and relegated to Tier 3.
	Cost Effectiveness	The sum of normalized "LNBA/MW-yr" and normalized "LNBA/MWh-yr" values.
	Scaled Forecast Certainty	The normalized "Grid Need Certainty" score scaled up to match the range of the other metrics.
Step 4: Rank Quantitative Metric Scores	Market Assessment	The sum of normalized "Duration (Hours)" and normalized "Capacity Need (MW)/Circuit" values.
	Cost Effectiveness	Cost Effectiveness scores in descending order (i.e. the highest score ranks 1)
	Scaled Forecast Certainty	Forecast Certainty scores in descending order (i.e. the highest score ranks 1)
Step 5: Assign RAG Scores	Market Assessment	Market Assessment scores in descending order (i.e. the highest score ranks 1)
	Cost Effectiveness	The Red Amber Green (RAG) score of the Cost Effectiveness rankings. Projects ranked in the Bottom Quartile are assigned a RAG score of -1, projects ranked in the Top Quartile are assigned a RAG score of +1, all other projects are assigned a RAG score of 0.
	Scaled Forecast Certainty	The RAG score of the Forecast Certainty rankings. Projects ranked in the Bottom Quartile are assigned a RAG score of -1, projects ranked in the Top Quartile are assigned a RAG score of +1, all other projects are assigned a RAG score of 0.
	Market Assessment	The RAG score of the Market Assessment rankings. Projects ranked in the Bottom Quartile are assigned a RAG score of -1, projects ranked in the Top Quartile are assigned a RAG score of +1, all other projects are assigned a RAG score of 0.
Step 6: Determine Final Score and Ranking	Final RAG Score	The sum of the RAG scores across the three metrics. Projects with Red Flags are automatically binned into Tier 3.
	Final Score	The sum of the Cost Effectiveness, Forecast Certainty, and Market Assessment scores.
	Final Ranking	Final Score in descending order (i.e. the highest score ranks 1).
	Final Tiering	The tiered recommendation. Red Flagged projects and projects with a <0 RAG score are in Tier 3, projects with a >0 RAG score are in Tier 1, and projects with a RAG score = 0 are in Tier 2.
	Approval Status	Per Reform 37 of the 2020 May Ruling, information about the approval status of Pre-Application and Post-Application projects in the GNA/DDOR.

PG&E 2023 Distribution Deferral Opportunity Report (DDOR)

Appendix C: Prioritization Metrics - Tiers

Version Date: 08/15/2023

Public

Tier	DDOR ID	Candidate Deferral*	In-Service Date	Deficiency (MW)	Cost Effectiveness	Forecast Certainty	Market Assessment
Tier 1	DDOR1001	CAMDEN 1106	5/3/2026	8.9	1	0	0
Tier 1	DDOR1022	CORRAL 1104	6/1/2026	2.3	1	1	1
Tier 1	DDOR075	GIFFEN BANK 2	4/1/2026	CC	0	1	0
Tier 1	DDOR080	GREEN VALLEY BANK 4	5/1/2026	11.1	1	0	0
Tier 1	DDOR1003	LEMOORE 1106	5/31/2026	3.9	1	0	1
Tier 1	DDOR077	STOREY 1103	5/1/2026	13.0	0	0	1
Tier 3	DDOR1029	7TH STANDARD BANK 2	5/1/2026	CC	-1	0	FLAG
Tier 3	DDOR081	AIRWAYS BANK 3	5/1/2026	CC	0	0	FLAG
Tier 3	DDOR083	BELLE HAVEN BANK 4	4/23/2026	CC	-1	0	-1
Tier 3	DDOR1027	MILLBRAE SUBSTATION	5/2/2026	CC	0	1	FLAG
Tier 3	DDOR085	RIPON 1705	5/1/2026	33.1	-1	-1	FLAG
Tier 3	DDOR1031	SEMITROPIC BANK 4	5/1/2026	CC	0	1	FLAG
Tier 3	DDOR087	VIERRA BANK 3	5/1/2027	38.6	0	0	FLAG
Tier 3	DDOR1033	WEBER BANK 7	5/1/2026	CC	0	-1	FLAG
Tier 3	DDOR1002	WEST FRESNO 1113	5/31/2026	CC	-1	-1	FLAG
Tier 3	DDOR096	WOLFE 1111 AND 1112	6/1/2026	CC	0	0	-1

PG&E 2023 Distribution Deferral Opportunity Report (DDOR)

Appendix C: Prioritization Metrics - Candidate Deferral Inputs

Version Date: 08/15/2023

Public

DDOR ID	Project Name	In-Service Date	Real Time (RT) or Day Ahead (DA)	Min of Year of Need	Max of Duration (Hours)	Sum of Grid Need (MW)	Sum of Circuits (that DER can connect to)	Count of GNA ID
DDOR075	GIFFEN BANK 2	4/1/2026	DA	2023	CC	CC	6	3
DDOR077	STOREY 1103	5/1/2026	DA	2023	9	13.0	5	2
DDOR080	GREEN VALLEY BANK 4	5/1/2026	DA	2023	14	11.1	5	2
DDOR081	AIRWAYS BANK 3	5/1/2026	DA	2023	CC	CC	19	10
DDOR083	BELLE HAVEN BANK 4	4/23/2026	DA	2024	CC	CC	5	3
DDOR085	RIPON 1705	5/1/2026	DA	2023	12	33.1	8	5
DDOR087	VIERRA BANK 3	5/1/2027	DA	2023	24	38.6	7	5
DDOR096	WOLFE 1111 AND 1112	6/1/2026	DA	2026	CC	CC	6	3
DDOR1001	CAMDEN 1106	5/3/2026	DA	2023	15	8.9	5	3
DDOR1002	WEST FRESNO 1113	5/31/2026	DA	2023	CC	CC	13	5
DDOR1003	LEMOORE 1106	5/31/2026	DA	2023	7	3.9	2	2
DDOR1022	CORRAL 1104	6/1/2026	DA	2023	5	2.3	1	1
DDOR1027	MILLBRAE SUBSTATION	5/2/2026	DA	2025	CC	CC	10	4
DDOR1029	7TH STANDARD BANK 2	5/1/2026	DA	2023	CC	CC	8	4
DDOR1031	SEMITROPIC BANK 4	5/1/2026	DA	2023	CC	CC	14	7
DDOR1033	WEBER BANK 7	5/1/2026	DA	2023	CC	CC	9	5

PG&E 2023 Distribution Deferral Opportunity Report (DDOR)

Appendix C: Prioritization Metrics - LNBA Inputs

Version Date: 08/15/2023

Public

DDOR ID	Project Name	Estimated LNBA Value (\$/kW-yr)	Estimated LNBA Value (\$/MWh-yr)	Estimated LNBA Value (\$/MWh-day)	Project Cost (\$k)
DDOR075	GIFFEN BANK 2	65	10	19,122	13,500
DDOR077	STOREY 1103	25	23	19,695	2,872
DDOR080	GREEN VALLEY BANK 4	125	41	66,477	25,921
DDOR081	AIRWAYS BANK 3	40	48	39,655	17,721
DDOR083	BELLE HAVEN BANK 4	18	2	5,684	11,259
DDOR085	RIPON 1705	12	10	8,901	3,410
DDOR087	VIERRA BANK 3	32	9	12,825	14,007
DDOR096	WOLFE 1111 AND 1112	29	4	8,589	9,300
DDOR1001	CAMDEN 1106	176	112	114,810	13,980
DDOR1002	WEST FRESNO 1113	17	5	7,768	7,400
DDOR1003	LEMOORE 1106	154	206	172,270	5,400
DDOR1022	CORRAL 1104	337	674	471,900	7,046
DDOR1027	MILLBRAE SUBSTATION	59	12	22,543	20,266
DDOR1029	7TH STANDARD BANK 2	16	2	4,587	20,368
DDOR1031	SEMITROPIC BANK 4	39	16	16,439	15,800
DDOR1033	WEBER BANK 7	34	5	10,327	19,965

PG&E 2023 Distribution Deferral Opportunity Report (DDOR)

Appendix C: Prioritization Metrics - Grid Need Certainty

Version Date: 08/15/2023

Public

DDOR ID	Project Name	Grid Need Certainty Score
DDOR075	GIFFEN BANK 2	-10
DDOR077	STOREY 1103	-55
DDOR080	GREEN VALLEY BANK 4	-45
DDOR081	AIRWAYS BANK 3	-55
DDOR083	BELLE HAVEN BANK 4	-50
DDOR085	RIPON 1705	-60
DDOR087	VIERRA BANK 3	-55
DDOR096	WOLFE 1111 AND 1112	-50
DDOR1001	CAMDEN 1106	-45
DDOR1002	WEST FRESNO 1113	-60
DDOR1003	LEMOORE 1106	-45
DDOR1022	CORRAL 1104	-3
DDOR1027	MILLBRAE SUBSTATION	-15
DDOR1029	7TH STANDARD BANK 2	-41
DDOR1031	SEMITROPIC BANK 4	-35
DDOR1033	WEBER BANK 7	-60

PG&E 2023 Distribution Deferral Opportunity Report (DDOR)

Appendix D: LNBA - Candidate Deferral Opportunities

Version Date: 08/15/2023

Public

Worksheet/Tab	Purpose
General Input	Data includes equipment revenue requirement multipliers and O&M costs as a percentage of direct costs. Generic discount rate and default inflation rate information. 2023 updates include 1.43% property tax factor, 6.69% Discount Factor (2023 Cost of Capital Decision)
LNBA Results-CandidateDeferrals	Results of the LNBA values are presented here. For example: Value of Deferral Benefits (\$000s) in Install Year (Capital Benefit in Install Year, O&M Deferral Benefit in Install Year) and Load Forecast year. Normalized Deferral Benefit (\$/kW*yr)
Project Specific Inputs	Utility Inputs: Project specific information such as cost and need for projects .

PG&E 2023 Distribution Deferral Opportunity Report (DDOR)

Appendix D: LNBA - Candidate Deferral Opportunities - General Inputs

Version Date: 08/15/2023

Public

First load forecast year	8/1/2023	
After Tax Weighted Cost of Capital (ATWACC)	6.69%	
Cost Year Basis*	8/1/2023	
End of Deferral year	7/31/2033	10 year added to first load forecast year

	Input
	Reference value
	Calculated

Input	2023 Cost			
	General	Substation Bank	Primary Feeder	Poles and towers
Revenue Requirement Multiplier (Fixed Costs)	145.25%	144.14%	146.36%	149.93%
Revenue Requirement Multiplier With O&M	243.93%	184.86%	302.99%	304.30%
Equipment Inflation	2.50%	2.50%	2.50%	2.50%
O&M Inflation	2.50%	2.50%	2.50%	2.50%
O&M Factor	5.15%	2.13%	8.18%	8.18%
O&M Old Eqpt	0.00%	0.00%	0.00%	0.00%
Book Life	46	46	46	44
RECC	0.04667	0.04667	0.04667	0.0474
Discount rate net of project inflation (5/yr)	4.09%	4.09%	4.09%	4.09%

(*) 2023 updates include 1.43% property tax factor, 6.69% Discount Factor (2023 Cost of Capital Decision). Multipliers continue to use May 1, 2023 depreciation rates and O&M factors from 2022 tool.

**For projects with hybrid (Bank and Feeder) needs use the General during detailed analysis

2023 Multiplier Details										
	2023	Rate	Ratio	WACC	TR	ATWACC		Station Equipment	OH Conductors & Devices	Poles, Towers, & Fixtures
Bond Interest		4.31	0.48	2.07		1.49	SalVal	-40	-90	-150
Equity		10.00	0.52	5.20		5.20	ServLife	46	46	44
Adopted				7.27	0.2798	6.69	PVRR (Fixed)	144.14	146.36	149.93
							PVRR W/O&M	184.86	302.99	304.30
							O&M factor	2.13%	8.18%	8.18%

Description	PVRR	PVRR	PVRR
Return on Investment	53.0945%	53.09%	53.53%
Book Depreciation	52.64%	54.87%	58.00%
Federal and State Income Taxes	14.18%	14.18%	14.25%
Property Tax	14.26%	14.26%	14.26%
Insurance	9.9645%	9.96%	9.90%
Subtotal of Fixed Charges	144.14%	146.36%	149.93%
M&O	40.72%	156.63%	154.37%
Total	184.86%	302.99%	304.30%

PG&E 2023 Distribution Deferral Opportunity Report (DDOR)

Appendix D: LNBA - Candidate Deferral Opportunities - Project Specific Inputs

Version Date: 08/15/2023

Public

Unique ID	GNA ID	DDOR ID	Project Name	Project Type	Capital Cost (2022 \$)			In Service Date/DER Install Year	Grid Need Energy (MWh/yr)	Peak Day Energy (MWh)	Deferral Years	Distribution Service Required	Grid Need (MW/PU/MVAR)	Units
					Substation Equipment (\$000)	Primary Feeder/Line section (\$000)	New or Existing Equipment							
DDOR075_GNA_2531501_Capacity	GNA_2531501_Capacity	DDOR075	GIFFEN BANK 2	Bank and Feeder	\$13,500	N/A	New	4/1/2026	50241	254	7	Capacity	10.57	MW
DDOR075_GNA_253151103_Capacity	GNA_253151103_Capacity	DDOR075	GIFFEN BANK 2	Bank and Feeder	\$13,500	N/A	New	4/1/2026	63	2	7	Capacity	0.21	MW
DDOR075_GNA_253151102_Capacity	GNA_253151102_Capacity	DDOR075	GIFFEN BANK 2	Bank and Feeder	\$13,500	N/A	New	4/1/2026	CC	CC	7	Capacity	CC	MW
DDOR077_GNA_2546102_Capacity	GNA_2546102_Capacity	DDOR077	STOREY 1103	Feeder	N/A	\$2,872	New	5/1/2026	12344	101	7	Capacity	11.24	MW
DDOR077_GNA_254611107_Capacity	GNA_254611107_Capacity	DDOR077	STOREY 1103	Feeder	N/A	\$2,872	New	5/1/2026	1576	14	7	Capacity	1.73	MW
DDOR080_GNA_0831903_Capacity	GNA_0831903_Capacity	DDOR080	GREEN VALLEY BANK 4	Bank and Feeder	\$25,921	N/A	Existing	5/1/2026	11175	57	7	Capacity	4.75	MW
DDOR080_GNA_0831902_Capacity	GNA_0831902_Capacity	DDOR080	GREEN VALLEY BANK 4	Bank and Feeder	\$25,921	N/A	Existing	5/1/2026	23122	89	7	Capacity	6.38	MW
DDOR081_GNA_2520401_Capacity	GNA_2520401_Capacity	DDOR081	AIRWAYS BANK 3	Bank and Feeder	\$17,721	N/A	New	5/1/2026	7464	61	7	Capacity	10.20	MW
DDOR081_GNA_2520402_Capacity	GNA_2520402_Capacity	DDOR081	AIRWAYS BANK 3	Bank and Feeder	\$17,721	N/A	New	5/1/2026	2521	25	7	Capacity	5.04	MW
DDOR081_GNA_2542503_Capacity	GNA_2542503_Capacity	DDOR081	AIRWAYS BANK 3	Bank and Feeder	\$17,721	N/A	New	5/1/2026	3139	34	7	Capacity	5.69	MW
DDOR081_GNA_252041103_Capacity	GNA_252041103_Capacity	DDOR081	AIRWAYS BANK 3	Bank and Feeder	\$17,721	N/A	New	5/1/2026	CC	CC	7	Capacity	CC	MW
DDOR081_GNA_253571105_Capacity	GNA_253571105_Capacity	DDOR081	AIRWAYS BANK 3	Bank and Feeder	\$17,721	N/A	New	5/1/2026	CC	CC	7	Capacity	CC	MW
DDOR081_GNA_253571112_Capacity	GNA_253571112_Capacity	DDOR081	AIRWAYS BANK 3	Bank and Feeder	\$17,721	N/A	New	5/1/2026	CC	CC	7	Capacity	CC	MW
DDOR081_GNA_252041102_Capacity	GNA_252041102_Capacity	DDOR081	AIRWAYS BANK 3	Bank and Feeder	\$17,721	N/A	New	5/1/2026	5647	46	7	Capacity	5.14	MW
DDOR081_GNA_252041107_Capacity	GNA_252041107_Capacity	DDOR081	AIRWAYS BANK 3	Bank and Feeder	\$17,721	N/A	New	5/1/2026	1820	15	7	Capacity	2.49	MW
DDOR081_GNA_254081102_Capacity	GNA_254081102_Capacity	DDOR081	AIRWAYS BANK 3	Bank and Feeder	\$17,721	N/A	New	5/1/2026	CC	CC	7	Capacity	CC	MW
DDOR081_GNA_254251103_Capacity	GNA_254251103_Capacity	DDOR081	AIRWAYS BANK 3	Bank and Feeder	\$17,721	N/A	New	5/1/2026	1706	14	7	Capacity	2.33	MW
DDOR083_GNA_0240203_Capacity	GNA_0240203_Capacity	DDOR083	BELLE HAVEN BANK 4	Bank and Feeder	\$11,259	N/A	New	4/23/2026	389606	1064	7	Capacity	44.35	MW
DDOR083_GNA_024021103_Capacity	GNA_024021103_Capacity	DDOR083	BELLE HAVEN BANK 4	Bank and Feeder	\$11,259	N/A	New	4/23/2026	36037	98	7	Capacity	5.47	MW
DDOR083_GNA_0240204_Capacity	GNA_0240204_Capacity	DDOR083	BELLE HAVEN BANK 4	Bank and Feeder	\$11,259	N/A	New	4/23/2026	CC	CC	7	Capacity	CC	MW
DDOR085_GNA_1626107_Capacity	GNA_1626107_Capacity	DDOR085	RIPON 1705	Feeder	N/A	\$3,410	New	5/1/2026	3299	27	7	Capacity	5.41	MW
DDOR085_GNA_1627002_Capacity	GNA_1627002_Capacity	DDOR085	RIPON 1705	Feeder	N/A	\$3,410	New	5/1/2026	21090	147	7	Capacity	12.29	MW
DDOR085_GNA_1638002_Capacity	GNA_1638002_Capacity	DDOR085	RIPON 1705	Feeder	N/A	\$3,410	New	5/1/2026	8696	71	7	Capacity	8.91	MW
DDOR085_GNA_162701707_Capacity	GNA_162701707_Capacity	DDOR085	RIPON 1705	Feeder	N/A	\$3,410	New	5/1/2026	1939	19	7	Capacity	2.42	MW
DDOR085_GNA_163801704_Capacity	GNA_163801704_Capacity	DDOR085	RIPON 1705	Feeder	N/A	\$3,410	New	5/1/2026	4508	37	7	Capacity	4.11	MW
DDOR087_GNA_1626108_Capacity	GNA_1626108_Capacity	DDOR087	VIERRA BANK 3	Bank and Feeder	\$14,007	N/A	New	5/1/2027	10602	87	6	Capacity	7.90	MW
DDOR087_GNA_1627002_Capacity	GNA_1627002_Capacity	DDOR087	VIERRA BANK 3	Bank and Feeder	\$14,007	N/A	New	5/1/2027	21090	147	6	Capacity	12.29	MW
DDOR087_GNA_162611708_Capacity	GNA_162611708_Capacity	DDOR087	VIERRA BANK 3	Bank and Feeder	\$14,007	N/A	New	5/1/2027	2159	22	6	Capacity	3.08	MW
DDOR087_GNA_162701702_Capacity	GNA_162701702_Capacity	DDOR087	VIERRA BANK 3	Bank and Feeder	\$14,007	N/A	New	5/1/2027	2908	26	6	Capacity	2.83	MW
DDOR087_GNA_162701706_Capacity	GNA_162701706_Capacity	DDOR087	VIERRA BANK 3	Bank and Feeder	\$14,007	N/A	New	5/1/2027	102197	301	6	Capacity	12.52	MW
DDOR096_GNA_0836702_Capacity	GNA_0836702_Capacity	DDOR096	WOLFE 1111 AND 1112	Feeder	N/A	\$9,300	New	6/1/2026	98160	322	7	Capacity	13.41	MW
DDOR096_GNA_083671105_Capacity	GNA_083671105_Capacity	DDOR096	WOLFE 1111 AND 1112	Feeder	N/A	\$9,300	New	6/1/2026	CC	CC	7	Capacity	CC	MW
DDOR096_GNA_083671109_Capacity	GNA_083671109_Capacity	DDOR096	WOLFE 1111 AND 1112	Feeder	N/A	\$9,300	New	6/1/2026	94222	257	7	Capacity	10.73	MW
DDOR1001_GNA_2537101_Capacity	GNA_2537101_Capacity	DDOR1001	CAMDEN 1106	Feeder	N/A	\$13,980	New	5/3/2026	11771	68	7	Capacity	4.51	MW
DDOR1001_GNA_2526805_Capacity	GNA_2526805_Capacity	DDOR1001	CAMDEN 1106	Feeder	N/A	\$13,980	New	5/3/2026	276	7	7	Capacity	1.77	MW
DDOR1001_GNA_252301102_Capacity	GNA_252301102_Capacity	DDOR1001	CAMDEN 1106	Feeder	N/A	\$13,980	New	5/3/2026	1958	21	7	Capacity	2.66	MW
DDOR1002_GNA_2537302_Capacity	GNA_2537302_Capacity	DDOR1002	WEST FRESNO 1113	Feeder	N/A	\$7,400	New	5/31/2026	55899	271	7	Capacity	18.09	MW
DDOR1002_GNA_2537301_Capacity	GNA_2537301_Capacity	DDOR1002	WEST FRESNO 1113	Feeder	N/A	\$7,400	New	5/31/2026	32398	198	7	Capacity	14.11	MW
DDOR1002_GNA_253731111_Capacity	GNA_253731111_Capacity	DDOR1002	WEST FRESNO 1113	Feeder	N/A	\$7,400	New	5/31/2026	3184	26	7	Capacity	2.90	MW
DDOR1002_GNA_254251111_Capacity	GNA_254251111_Capacity	DDOR1002	WEST FRESNO 1113	Feeder	N/A	\$7,400	New	5/31/2026	CC	CC	7	Capacity	CC	MW
DDOR1002_GNA_252281102_Capacity	GNA_252281102_Capacity	DDOR1002	WEST FRESNO 1113	Feeder	N/A	\$7,400	New	5/31/2026	80154	220	7	Capacity	12.20	MW
DDOR1003_GNA_253601105_Capacity	GNA_253601105_Capacity	DDOR1003	LEMOORE 1106	Feeder	N/A	\$5,400	New	5/31/2026	2109	17	7	Capacity	2.47	MW
DDOR1003_GNA_253601101_Capacity	GNA_253601101_Capacity	DDOR1003	LEMOORE 1106	Feeder	N/A	\$5,400	New	5/31/2026	838	7	7	Capacity	1.47	MW
DDOR1022_GNA_162991101_Capacity	GNA_162991101_Capacity	DDOR1022	CORRAL 1104	Feeder	N/A	\$7,046	New	6/1/2026	1174	12	7	Capacity	2.35	MW
DDOR1027_GNA_0226903_Capacity	GNA_0226903_Capacity	DDOR1027	MILLBRAE SUBSTATION	Bank and Feeder	\$20,266	N/A	New	5/2/2026	54516	198	7	Capacity	12.39	MW
DDOR1027_GNA_0226904_Capacity	GNA_0226904_Capacity	DDOR1027	MILLBRAE SUBSTATION	Bank and Feeder	\$20,266	N/A	New	5/2/2026	CC	CC	7	Capacity	CC	MW
DDOR1027_GNA_022691101_Capacity	GNA_022691101_Capacity	DDOR1027	MILLBRAE SUBSTATION	Bank and Feeder	\$20,266	N/A	New	5/2/2026	CC	CC	7	Capacity	CC	MW
DDOR1027_GNA_022691106_Capacity	GNA_022691106_Capacity	DDOR1027	MILLBRAE SUBSTATION	Bank and Feeder	\$20,266	N/A	New	5/2/2026	1290	10	7	Capacity	1.24	MW
DDOR1029_GNA_2528602_Capacity	GNA_2528602_Capacity	DDOR1029	7TH STANDARD BANK 2	Bank and Feeder	\$20,368	N/A	New	5/1/2026	CC	CC	7	Capacity	CC	MW
DDOR1029_GNA_2545801_Capacity	GNA_2545801_Capacity	DDOR1029	7TH STANDARD BANK 2	Bank and Feeder	\$20,368	N/A	New	5/1/2026	105604	513	7	Capacity	21.36	MW
DDOR1029_GNA_252861104_Capacity	GNA_252861104_Capacity	DDOR1029	7TH STANDARD BANK 2	Bank and Feeder	\$20,368	N/A	New	5/1/2026	CC	CC	7	Capacity	CC	MW
DDOR1029_GNA_254582102_Capacity	GNA_254582102_Capacity	DDOR1029	7TH STANDARD BANK 2	Bank and Feeder	\$20,368	N/A	New	5/1/2026	163462	448	7	Capacity	18.66	MW
DDOR1031_GNA_2545401_Capacity	GNA_2545401_Capacity	DDOR1031	SEMITROPIC BANK 4	Bank and Feeder	\$15,800	N/A	New	5/1/2026	CC	CC	7	Capacity	CC	MW
DDOR1031_GNA_2529601_Capacity	GNA_2529601_Capacity	DDOR1031	SEMITROPIC BANK 4	Bank and Feeder	\$15,800	N/A	New	5/1/2026	1323	12	7	Capacity	2.08	MW
DDOR1031_GNA_2529003_Capacity	GNA_2529003_Capacity	DDOR1031	SEMITROPIC BANK 4	Bank and Feeder	\$15,800	N/A	New	5/1/2026	45739	249	7	Capacity	13.81	MW
DDOR1031_GNA_254541103_Capacity	GNA_254541103_Capacity	DDOR1031	SEMITROPIC BANK 4	Bank and Feeder	\$15,800	N/A	New	5/1/2026	CC	CC	7	Capacity	CC	MW
DDOR1031_GNA_252961102_Capacity	GNA_252961102_Capacity	DDOR1031	SEMITROPIC BANK 4	Bank and Feeder	\$15,800	N/A	New	5/1/2026	CC	CC	7	Capacity	CC	MW
DDOR1031_GNA_252901110_Capacity	GNA_252901110_Capacity	DDOR1031	SEMITROPIC BANK 4	Bank and Feeder	\$15,800	N/A	New	5/1/2026	8308	54	7	Capacity	3.62	MW
DDOR1031_GNA_252901108_Capacity	GNA_252901108_Capacity	DDOR1031	SEMITROPIC BANK 4	Bank and Feeder	\$15,800	N/A	New	5/1/2026	CC	CC	7	Capacity	CC	MW
DDOR1033_GNA_1634806_Capacity	GNA_1634806_Capacity	DDOR1033	WEBER BANK 7	Bank and Feeder	\$19,965	N/A	New	5/1/2026	142230	551	7	Capacity	22.97	MW
DDOR1033_GNA_1631303_Capacity	GNA_1631303_Capacity	DDOR1033	WEBER BANK 7	Bank and Feeder	\$19,965	N/A	New	5/1/2026	13243	71	7	Capacity	4.45	MW
DDOR1033_GNA_163481110_Capacity	GNA_163481110_Capacity	DDOR1033	WEBER BANK 7	Bank and Feeder	\$19,965	N/A	New	5/1/2026	211782	579	7	Capacity	24.11	MW
DDOR1033_GNA_163481109_Capacity	GNA_163481109_Capacity	DDOR1033	WEBER BANK 7	Bank and Feeder	\$19,965	N/A	New	5/1/2026	CC	CC	7	Capacity	CC	MW
DDOR1033_GNA_163481102_Capacity	GNA_163481102_Capacity	DDOR1033	WEBER BANK 7	Bank and Feeder	\$19,965	N/A	New	5/1/2026	1426	16	7	Capacity	1.08	MW

PG&E 2023 Distribution Deferral Opportunity Report (DDOR)

Appendix E: LNBA - Planned Investments

Version Date: 08/15/2023

Public

Worksheet/Tab	Purpose
General Input	Data includes equipment revenue requirement multipliers and O&M costs as a percentage of direct costs. Generic discount rate and default inflation rate information. 2023 updates include 1.43% property tax factor, 6.69% Discount Factor (2023 Cost of Capital Decision)
LNBA Results-PlannedInvestments	Results of the LNBA values are presented here. For example: Value of Deferral Benefits (\$000s) in Install Year (Capital Benefit in Install Year, O&M Deferral Benefit in Install Year) and Load Forecast year. Normalized Deferral Benefit (\$/kW*yr)
Project Specific Inputs	Utility Inputs: Project specific information such as cost and need for projects .

PG&E 2023 Distribution Deferral Opportunity Report (DDOR)

Appendix E: LNBA - Planned Investments - General Inputs

Version Date: 08/15/2023

Public

Legend

	Input
	Reference value
	Calculated

First load forecast year	8/1/2023	
After Tax Weighted Cost of Capital (ATWACC)	6.69%	
Cost Year Basis*	8/1/2023	
End of Deferral year	7/31/2033	10 year added to first load forecast year

Input	2023 Cost			
	General	Substation Bank	Primary Feeder	Poles and towers
Revenue Requirement Multiplier (Fixed Costs)	145.25%	144.14%	146.36%	149.93%
Revenue Requirement Multiplier With O&M	243.93%	184.86%	302.99%	304.30%
Equipment Inflation	2.50%	2.50%	2.50%	2.50%
O&M Inflation	2.50%	2.50%	2.50%	2.50%
O&M Factor	5.15%	2.13%	8.18%	8.18%
O&M Old Eqpt	0.00%	0.00%	0.00%	0.00%
Book Life	46	46	46	44
RECC	0.04667	0.04667	0.04667	0.0474
Discount rate net of project inflation (5/yr)	4.09%	4.09%	4.09%	4.09%

(*) 2023 updates include 1.43% property tax factor, 6.69% Discount Factor (2023 Cost of Capital Decision). Multipliers continue to use May 1, 2023 depreciation rates and O&M factors from 2022 tool.

**For projects with hybrid (Bank and Feeder) needs use the General during detailed analysis

2023 Multiplier Details										
	2023	Rate	Ratio	WACC	TR	ATWACC		Station Equipment	OH Conductors & Devices	Poles, Towers, & Fixtures
Bond Interest		4.31	0.48	2.07		1.49	SalVal	-40	-90	-150
Equity		10.00	0.52	5.20		5.20	ServLife	46	46	44
Adopted				7.27	0.2798	6.69	PVRR (Fixed)	144.14	146.36	149.93
							PVRR W/O&M	184.86	302.99	304.30
							O&M factor	2.13%	8.18%	8.18%

Description	PVRR	PVRR	PVRR
Return on Investment	53.09%	53.09%	53.53%
Book Depreciation	52.64%	54.87%	58.00%
Federal and State Income Taxes	14.18%	14.18%	14.25%
Property Tax	14.26%	14.26%	14.26%
Insurance	9.96%	9.96%	9.90%
Subtotal of Fixed Charges	144.14%	146.36%	149.93%
M&O	40.72%	156.63%	154.37%
Total	184.86%	302.99%	304.30%

PG&E 2023 Distribution Deferral Opportunity Report (DDOR)

Appendix E: LNBA - Planned Investments - Results
Version Date: 08/15/2023

Public

Unique ID	GNA ID	DDOR ID	Project Name	Project Type	New or Existing Equipment	Project Cost (\$k)	Distribution Service Required	Revenue Requirement Multiplier	Discount Rate (%)	Equipment Inflation	OSM Inflation	Book Life (Year)	DER Install Year	Cost year basis	Analysis Year	Years (10-Year Period)	Real Economic Carrying Cost (RECC)	Discount rate net or project inflation (%)	Revenue Requirement (R) (\$k)	RR / RECC	Value of Deferral Benefits (\$000s) in install Year (Positive + O&M)	Value of Deferral Benefits (\$000s) in 2023	Grid Need (MW/YuM VAR)	Units	Grid Need Energy (MWh/yr)	Peak Day Energy (MWh)	Sum of Grid Need per Project (MW/YuMVAR)	Units	Number of Grid Need Energy solved by project	Sum of Grid Need Energy per Project (MWh)	Sum of Peak Day Energy per Project (MWh)	Estimated LNBA Value (\$/W-yr)	Estimated LNBA Value (\$/MWh-day)	Estimated LNBA Value (\$/MWh-day)	Estimated LNBA Value (\$/W-yr)	LNBA Value Range (\$/W-yr)	LNBA Value Range (\$/W-yr)								
DDOR296_GNA_25021112_Capacity	GNA_25021112_Capacity	DDOR296	ASHLAN AVE BUS CONDUCTOR	Feeder	Existing	\$50	Capacity	146.4%	6.69%	2.5%	2.5%	45	5/1/2024	8/1/2023	8/1/2023	9	0.04667	4.09%	\$74.55	\$3.48	\$26.82	\$26	2.99	MW	0	0	2.99	MW	2	0.00	0.00	\$0	-	-	-	-	-	-							
DDOR296_GNA_25021108_Capacity	GNA_25021108_Capacity	DDOR296	ASHLAN AVE BUS CONDUCTOR	Feeder	Existing	\$50	Capacity	146.4%	6.69%	2.5%	2.5%	45	5/1/2024	8/1/2023	8/1/2023	9	0.04667	4.09%	\$74.55	\$3.48	\$26.82	\$26	2.99	MW	0	0	2.99	MW	2	0.00	0.00	\$0	-	-	-	-	-	-	-	-					
DDOR296_GNA_0432601_Capacity	GNA_0432601_Capacity	DDOR294	NAPA 1110 & 1102	Feeder	Existing	\$602	Capacity	146.4%	6.69%	2.5%	2.5%	46	12/31/2023	8/1/2023	8/1/2023	10	0.04667	4.09%	\$890.21	\$41.94	\$349.18	\$340	16.86	MW	0	0	27.48	MW	4	0.00	0.00	\$1	-	-	-	-	-	-	-	-	-				
DDOR294_GNA_04322913_Capacity	GNA_04322913_Capacity	DDOR294	NAPA 1110 & 1102	Feeder	Existing	\$602	Capacity	146.4%	6.69%	2.5%	2.5%	46	12/31/2023	8/1/2023	8/1/2023	10	0.04667	4.09%	\$890.21	\$41.94	\$349.18	\$340	16.86	MW	0	0	27.48	MW	4	0.00	0.00	\$1	-	-	-	-	-	-	-	-	-	-			
DDOR294_GNA_0420203_Capacity	GNA_0420203_Capacity	DDOR294	NAPA 1110 & 1102	Feeder	Existing	\$602	Capacity	146.4%	6.69%	2.5%	2.5%	46	12/31/2023	8/1/2023	8/1/2023	10	0.04667	4.09%	\$890.21	\$41.94	\$349.18	\$340	16.86	MW	0	0	27.48	MW	4	0.00	0.00	\$1	-	-	-	-	-	-	-	-	-	-	-		
DDOR294_GNA_0420203_Capacity	GNA_0420203_Capacity	DDOR294	NAPA 1110 & 1102	Feeder	Existing	\$602	Capacity	146.4%	6.69%	2.5%	2.5%	46	12/31/2023	8/1/2023	8/1/2023	10	0.04667	4.09%	\$890.21	\$41.94	\$349.18	\$340	16.86	MW	0	0	27.48	MW	4	0.00	0.00	\$1	-	-	-	-	-	-	-	-	-	-	-		
DDOR294_GNA_04202110_Capacity	GNA_04202110_Capacity	DDOR294	NAPA 1110 & 1102	Feeder	Existing	\$602	Capacity	146.4%	6.69%	2.5%	2.5%	46	12/31/2023	8/1/2023	8/1/2023	10	0.04667	4.09%	\$890.21	\$41.94	\$349.18	\$340	16.86	MW	0	0	27.48	MW	4	0.00	0.00	\$1	-	-	-	-	-	-	-	-	-	-	-		
DDOR294_GNA_04202110_Capacity	GNA_04202110_Capacity	DDOR294	NAPA 1110 & 1102	Feeder	Existing	\$602	Capacity	146.4%	6.69%	2.5%	2.5%	46	12/31/2023	8/1/2023	8/1/2023	10	0.04667	4.09%	\$890.21	\$41.94	\$349.18	\$340	16.86	MW	0	0	27.48	MW	4	0.00	0.00	\$1	-	-	-	-	-	-	-	-	-	-	-	-	
DDOR294_GNA_0837101_Capacity	GNA_0837101_Capacity	DDOR294	NAPA 1110 & 1102	Feeder	Existing	\$602	Capacity	146.4%	6.69%	2.5%	2.5%	46	12/31/2023	8/1/2023	8/1/2023	10	0.04667	4.09%	\$890.21	\$41.94	\$349.18	\$340	16.86	MW	0	0	27.48	MW	4	0.00	0.00	\$1	-	-	-	-	-	-	-	-	-	-	-		
DDOR294_GNA_0837101_Capacity	GNA_0837101_Capacity	DDOR294	NAPA 1110 & 1102	Feeder	Existing	\$602	Capacity	146.4%	6.69%	2.5%	2.5%	46	12/31/2023	8/1/2023	8/1/2023	10	0.04667	4.09%	\$890.21	\$41.94	\$349.18	\$340	16.86	MW	0	0	27.48	MW	4	0.00	0.00	\$1	-	-	-	-	-	-	-	-	-	-	-	-	
DDOR294_GNA_0837101_Capacity	GNA_0837101_Capacity	DDOR294	NAPA 1110 & 1102	Feeder	Existing	\$602	Capacity	146.4%	6.69%	2.5%	2.5%	46	12/31/2023	8/1/2023	8/1/2023	10	0.04667	4.09%	\$890.21	\$41.94	\$349.18	\$340	16.86	MW	0	0	27.48	MW	4	0.00	0.00	\$1	-	-	-	-	-	-	-	-	-	-	-	-	
DDOR294_GNA_0837101_Capacity	GNA_0837101_Capacity	DDOR294	NAPA 1110 & 1102	Feeder	Existing	\$602	Capacity	146.4%	6.69%	2.5%	2.5%	46	12/31/2023	8/1/2023	8/1/2023	10	0.04667	4.09%	\$890.21	\$41.94	\$349.18	\$340	16.86	MW	0	0	27.48	MW	4	0.00	0.00	\$1	-	-	-	-	-	-	-	-	-	-	-	-	-
DDOR294_GNA_0837101_Capacity	GNA_0837101_Capacity	DDOR294	NAPA 1110 & 1102	Feeder	Existing	\$602	Capacity	146.4%	6.69%	2.5%	2.5%	46	12/31/2023	8/1/2023	8/1/2023	10	0.04667	4.09%	\$890.21	\$41.94	\$349.18	\$340	16.86	MW	0	0	27.48	MW	4	0.00	0.00	\$1	-	-	-	-	-	-	-	-	-	-	-	-	-
DDOR294_GNA_0837101_Capacity	GNA_0837101_Capacity	DDOR294	NAPA 1110 & 1102	Feeder	Existing	\$602	Capacity	146.4%	6.69%	2.5%	2.5%	46	12/31/2023	8/1/2023	8/1/2023	10	0.04667	4.09%	\$890.21	\$41.94	\$349.18	\$340	16.86	MW	0	0	27.48	MW	4	0.00	0.00	\$1	-	-	-	-	-	-	-	-	-	-	-	-	-

PG&E 2023 Distribution Deferral Opportunity Report (DDOR)
Appendix E: LNBA - Planned Investments - Results
Version Date: 08/15/2023

Public

Unique ID	GNA ID	DDOR ID	Project Name	Project Type	New or Existing Equipment	Project Cost (\$k)	Distribution Service Required	Revenue Requirement Multiplier	Discount Rate (%)	Equipment Inflation	O&M Inflation	Book Life (Year)	DER Install Year	Cost year basis	Analysis Year	Years (10 Year Period)	Real Economic Carrying Cost (RECC)	Discount rate net of project inflation (%)	Revenue Requirement (RR) \$/Yr	RR * RECC	Value of Deferral Benefits (\$/Year in Inst'l Year (Capex + O&M))	Value of Deferral Benefits (\$/Year) in 2023	Grid Need (MWh/Year VAR)	Units	Grid Need Energy (MWh/Year)	Peak Day Energy (MWh)	Sum of Grid Need per Project (MWh/Year VAR)	Units	Number of Needs solved by project	Sum of Grid Need Energy per Project (MWh)	Sum of Peak Day Energy per Project (MWh)	Estimated LNBA Value (\$/Year)	Estimated LNBA Value (\$/Year)	Estimated LNBA Value (\$/Year-day)	Estimated LNBA Value (\$/Year-day)	LNBA Value Range (\$/Year)	LNBA Value Range (\$/Year)							
DDOR070_GNA_083242108_Capacity	GNA_083242108_Capacity	DDOR070	MORGAN HILL 2103	Feeder	New	\$1,951	Capacity	303.0%	6.69%	2.5%	2.5%	46	6/7/2024	8/1/2023	8/1/2023	9	0.04667	4.09%	\$6,036.29	\$281.69	\$2,171.34	\$2,055	8.11	MW	0	0	30.03	MW	3	0.00	0.00	\$8	-	-	-	-	\$0-\$50	-						
DDOR072_GNA_022871115_Capacity	GNA_022871115_Capacity	DDOR072	MISSION X 1118	Feeder	Existing	\$11,560	Capacity	146.4%	6.69%	2.5%	2.5%	46	8/1/2023	8/1/2023	8/1/2023	10	0.04667	4.09%	\$16,919.57	\$789.58	\$1,919.57	\$1,919	CC	CC	MW	0	0	30.03	MW	1	0.00	0.00	\$199	-	-	-	-	\$100-\$200	-					
DDOR073_GNA_2521703_Capacity	GNA_2521703_Capacity	DDOR073	ALPAUGH 1102	Feeder	New	\$6,676	Capacity	303.0%	6.69%	2.5%	2.5%	46	10/1/2023	8/1/2023	8/1/2023	10	0.04667	4.09%	\$20,310.59	\$947.82	\$7,966.85	\$7,881	6.44	MW	0	0	11.68	MW	4	0.00	0.00	\$58	-	-	-	-	-	-	-	-	-			
DDOR073_GNA_252171108_Capacity	GNA_252171108_Capacity	DDOR073	ALPAUGH 1102	Feeder	New	\$6,676	Capacity	303.0%	6.69%	2.5%	2.5%	46	10/1/2023	8/1/2023	8/1/2023	10	0.04667	4.09%	\$20,310.59	\$947.82	\$7,966.85	\$7,881	1.94	MW	0	0	11.68	MW	4	0.00	0.00	\$58	-	-	-	-	-	-	-	-	-			
DDOR073_GNA_252171112_Capacity	GNA_252171112_Capacity	DDOR073	ALPAUGH 1102	Feeder	New	\$6,676	Capacity	303.0%	6.69%	2.5%	2.5%	46	10/1/2023	8/1/2023	8/1/2023	10	0.04667	4.09%	\$20,310.59	\$947.82	\$7,966.85	\$7,881	3.90	MW	0	0	11.68	MW	4	0.00	0.00	\$58	-	-	-	-	-	-	-	-	-	-		
DDOR074_GNA_022011104_Capacity	GNA_022011104_Capacity	DDOR074	LARKIN (SF Y) 1142	Feeder	New	\$4,433	Capacity	303.0%	6.69%	2.5%	2.5%	46	1/3/2025	8/1/2023	8/1/2023	8	0.04667	4.09%	\$13,913.28	\$649.28	\$1,641.32	\$1,641	CC	CC	MW	0	0	30.03	MW	1	0.00	0.00	\$208	-	-	-	-	-	-	-	-	\$200-\$300		
DDOR075_GNA_2531501_Capacity	GNA_2531501_Capacity	DDOR075	GIFFEN BANK 2	Bank and Feeder	New	\$13,500	Capacity	243.9%	6.69%	2.5%	2.5%	46	4/1/2026	8/1/2023	8/1/2023	7	0.04667	4.09%	\$35,171.37	\$1,641.32	\$10,220.61	\$8,599	10.57	MW	0	0	10.78	MW	3	0.00	0.00	\$65	-	-	-	-	-	-	-	-	-	\$50-\$100		
DDOR075_GNA_253151103_Capacity	GNA_253151103_Capacity	DDOR075	GIFFEN BANK 2	Bank and Feeder	New	\$13,500	Capacity	243.9%	6.69%	2.5%	2.5%	46	4/1/2026	8/1/2023	8/1/2023	7	0.04667	4.09%	\$35,171.37	\$1,641.32	\$10,220.61	\$8,599	0.21	MW	0	0	10.78	MW	3	0.00	0.00	\$65	-	-	-	-	-	-	-	-	-	-		
DDOR075_GNA_253151102_Capacity	GNA_253151102_Capacity	DDOR075	GIFFEN BANK 2	Bank and Feeder	New	\$13,500	Capacity	243.9%	6.69%	2.5%	2.5%	46	4/1/2026	8/1/2023	8/1/2023	7	0.04667	4.09%	\$35,171.37	\$1,641.32	\$10,220.61	\$8,599	0.21	MW	0	0	10.78	MW	3	0.00	0.00	\$65	-	-	-	-	-	-	-	-	-	-	-	
DDOR076_GNA_0638101_Capacity	GNA_0638101_Capacity	DDOR076	DUNNIGAN BANK 1	Bank and Feeder	New	\$21,339	Capacity	243.9%	6.69%	2.5%	2.5%	46	4/14/2024	8/1/2023	8/1/2023	9	0.04667	4.09%	\$52,963.44	\$2,471.61	\$1,641.32	\$1,641	CC	CC	MW	0	0	30.03	MW	2	0.00	0.00	\$162	-	-	-	-	-	-	-	-	\$100-\$200		
DDOR076_GNA_063811101_Capacity	GNA_063811101_Capacity	DDOR076	DUNNIGAN BANK 1	Bank and Feeder	New	\$21,339	Capacity	243.9%	6.69%	2.5%	2.5%	46	4/14/2024	8/1/2023	8/1/2023	9	0.04667	4.09%	\$52,963.44	\$2,471.61	\$1,641.32	\$1,641	CC	CC	MW	0	0	30.03	MW	2	0.00	0.00	\$162	-	-	-	-	-	-	-	-	-	-	
DDOR077_GNA_2546102_Capacity	GNA_2546102_Capacity	DDOR077	STOREY 1103	Feeder	New	\$2,872	Capacity	303.0%	6.69%	2.5%	2.5%	46	5/1/2026	8/1/2023	8/1/2023	7	0.04667	4.09%	\$9,313.16	\$434.61	\$2,706.36	\$2,265	11.24	MW	0	0	12.97	MW	2	0.00	0.00	\$25	-	-	-	-	-	-	-	-	-	-		
DDOR077_GNA_254611107_Capacity	GNA_254611107_Capacity	DDOR077	STOREY 1103	Feeder	New	\$2,872	Capacity	303.0%	6.69%	2.5%	2.5%	46	5/1/2026	8/1/2023	8/1/2023	7	0.04667	4.09%	\$9,313.16	\$434.61	\$2,706.36	\$2,265	1.73	MW	0	0	12.97	MW	2	0.00	0.00	\$25	-	-	-	-	-	-	-	-	-	-		
DDOR078_GNA_1822001_Capacity	GNA_1822001_Capacity	DDOR078	SPENCE BANK 2	Bank and Feeder	Existing	\$21,728	Capacity	145.3%	6.69%	2.5%	2.5%	46	4/1/2024	8/1/2023	8/1/2023	9	0.04667	4.09%	\$32,084.98	\$1,497.29	\$1,541.41	\$1,541	29.15	MW	0	0	29.15	MW	4	0.00	0.00	\$15	-	-	-	-	-	-	-	-	-	-		
DDOR078_GNA_182201102_Capacity	GNA_182201102_Capacity	DDOR078	SPENCE BANK 2	Bank and Feeder	Existing	\$21,728	Capacity	145.3%	6.69%	2.5%	2.5%	46	4/1/2024	8/1/2023	8/1/2023	9	0.04667	4.09%	\$32,084.98	\$1,497.29	\$1,541.41	\$1,541	0.00	CC	CC	MW	0	0	30.03	MW	4	0.00	0.00	\$15	-	-	-	-	-	-	-	-	-	-
DDOR078_GNA_18220202_Capacity	GNA_18220202_Capacity	DDOR078	SPENCE BANK 2	Bank and Feeder	Existing	\$21,728	Capacity	145.3%	6.69%	2.5%	2.5%	46	4/1/2024	8/1/2023	8/1/2023	9	0.04667	4.09%	\$32,084.98	\$1,497.29	\$1,541.41	\$1,541	0.00	CC	CC	MW	0	0	30.03	MW	4	0.00	0.00	\$15	-	-	-	-	-	-	-	-	-	-
DDOR080_GNA_0831903_Capacity	GNA_0831903_Capacity	DDOR080	GREEN VALLEY BANK 4	Bank and Feeder	Existing	\$25,921	Capacity	145.3%	6.69%	2.5%	2.5%	46	5/1/2026	8/1/2023	8/1/2023	7	0.04667	4.09%	\$40,294.33	\$1,890.39	\$11,709.31	\$9,800	4.75	MW	0	0	11.13	MW	2	0.00	0.00	\$125	-	-	-	-	-	-	-	-	-	-		
DDOR080_GNA_0831902_Capacity	GNA_0831902_Capacity	DDOR080	GREEN VALLEY BANK 4	Bank and Feeder	Existing	\$25,921	Capacity	145.3%	6.69%	2.5%	2.5%	46	5/1/2026	8/1/2023	8/1/2023	7	0.04667	4.09%	\$40,294.33	\$1,890.39	\$11,709.31	\$9,800	6.38	MW	0	0	11.13	MW	2	0.00	0.00	\$125	-	-	-	-	-	-	-	-	-	-		
DDOR081_GNA_2520401_Capacity	GNA_2520401_Capacity	DDOR081	AIRWAYS BANK 3	Bank and Feeder	New	\$17,721	Capacity	243.9%	6.69%	2.5%	2.5%	46	5/1/2026	8/1/2023	8/1/2023	7	0.04667	4.09%	\$46,262.02	\$2,158.88	\$13,443.49	\$11,251	10.20	MW	0	0	30.89	MW	10	0.00	0.00	\$40	-	-	-	-	-	-	-	-	-	-		
DDOR081_GNA_2520402_Capacity	GNA_2520402_Capacity	DDOR081	AIRWAYS BANK 3	Bank and Feeder	New	\$17,721	Capacity	243.9%	6.69%	2.5%	2.5%	46	5/1/2026	8/1/2023	8/1/2023	7	0.04667	4.09%	\$46,262.02	\$2,158.88	\$13,443.49	\$11,251	5.04	MW	0	0	30.89	MW	10	0.00	0.00	\$40	-	-	-	-	-	-	-	-	-	-		
DDOR081_GNA_2542503_Capacity	GNA_2542503_Capacity	DDOR081	AIRWAYS BANK 3	Bank and Feeder	New	\$17,721	Capacity	243.9%	6.69%	2.5%	2.5%	46	5/1/2026	8/1/2023	8/1/2023	7	0.04667	4.09%	\$46,262.02	\$2,158.88	\$13,443.49	\$11,251	5.69	MW	0	0	30.89	MW	10	0.00	0.00	\$40	-	-	-	-	-	-	-	-	-	-		
DDOR081_GNA_252041103_Capacity	GNA_252041103_Capacity	DDOR081	AIRWAYS BANK 3	Bank and Feeder	New	\$17,721	Capacity	243.9%	6.69%	2.5%	2.5%	46	5/1/2026	8/1/2023	8/1/2023	7	0.04667	4.09%	\$46,262.02	\$2,158.88	\$13,443.49	\$11,251	2.49	MW	0	0	30.89	MW	10	0.00	0.00	\$40	-	-	-	-	-	-	-	-	-	-		
DDOR081_GNA_253571105_Capacity	GNA_253571105_Capacity	DDOR081	AIRWAYS BANK 3	Bank and Feeder	New	\$17,721	Capacity	243.9%	6.69%	2.5%	2.5%	46	5/1/2026	8/1/2023	8/1/2023	7	0.04667	4.09%	\$46,262.02	\$2,158.88	\$13,443.49	\$11,251	5.14	MW	0	0	30.89	MW	10	0.00	0.00	\$40	-	-	-	-	-	-	-	-	-	-		
DDOR081_GNA_253571112_Capacity	GNA_253571112_Capacity	DDOR081	AIRWAYS BANK 3	Bank and Feeder	New	\$17,721	Capacity	243.9%	6.69%	2.5%	2.5%	46	5/1/2026	8/1/2023	8/1/2023	7	0.04667	4.09%	\$46,262.02	\$2,158.88	\$13,443.49	\$11,251	2.49	MW	0	0	30.89	MW	10	0.00	0.00	\$40	-	-	-	-	-	-	-	-	-	-		
DDOR081_GNA_252041102_Capacity	GNA_252041102_Capacity	DDOR081	AIRWAYS BANK 3	Bank and Feeder	New	\$17,721	Capacity	243.9%	6.69%	2.5%	2.5%	46	5/1/2026	8/1/2023	8/1/2023	7	0.04667	4.09%	\$46,262.02	\$2,158.88	\$13,443.49	\$11,251	5.14	MW	0	0	30.89	MW	10	0.00	0.00	\$40	-	-	-	-	-	-	-	-	-	-		
DDOR081_GNA_252041101_Capacity	GNA_252041101_Capacity	DDOR081	AIRWAYS BANK 3	Bank and Feeder	New	\$17,721	Capacity	243.9%	6.69%	2.5%	2.5%	46	5/1/2026	8/1/2023	8/1/2023	7	0.04667	4.09%	\$46,262.02	\$2,158.88	\$13,443.49	\$11,251	2.49	MW	0	0	30.89	MW	10	0.00	0.00	\$40	-	-	-	-	-	-	-	-	-	-		
DDOR082_GNA_25216102_Capacity	GNA_25216102_Capacity	DDOR082	COALINGA NO 1 BANK 2	Bank and Feeder	Existing	\$11,879	Capacity	145.3%	6.69%	2.5%	2.5%	46	5/1/2026	8/1/2023	8/1/2023	7	0.04667	4.09%	\$18,116.03	\$840.74	\$5,870.46	\$5,242	5.64	MW	0	0	11.16	MW	4	0.00	0.00	\$42	-	-	-	-	-	-	-	-	-	\$0-\$50		
DDOR082_GNA_25216101_Capacity	GNA_25216101_Capacity	DDOR082	COALINGA NO 1 BANK 2	Bank and Feeder	Existing	\$11,879	Capacity	145.3%	6.69%	2.5%	2.5%	46	5/1/2026	8/1/2023	8/1/2023	7	0.04667																											

PG&E 2023 Distribution Deferral Opportunity Report (DDOR)

Appendix E: LNBA - Planned Investments - Results

Version Date: 08/15/2023

Public

Unique ID	GNA ID	DDOR ID	Project Name	Project Type	New or Existing Equipment	Project Cost (\$k)	Distribution Service Required	Revenue Requirement Multiplier	Discount Rate (%)	Equipment Inflation	O&M Inflation	Book Life (Year)	DER Install Year	Cost year basis	Analysis Year	Years (10-Year Period)	Real Economic Carrying Cost (RECC)	Discount rate net or project inflation (%)	Revenue Requirement (RR) Install Yr 8's	RR * RECC	Value of Deferral Benefits (\$500k in Install Year (Capital + O&M))	Value of Deferral Benefit (\$500k in 2023)	Grid Need (MW/Year/Var)	Units	Grid Need Energy (MWh/yr)	Peak Day Energy (MWh)	Sum of Grid Need per Project (MW/Year/Var)	Units	Number of Needs solved by project	Sum of Grid Need Energy per Project (MWh)	Sum of Peak Day Energy per Project (MWh)	Estimated LNBA Value (\$/kW-yr)	Estimated LNBA Value (\$/MWh-yr)	Estimated LNBA Value (\$/MWh-day)	Estimated LNBA Value (\$/Year-yr)	LNBA Value Range (\$/kW-yr)	LNBA Value Range (\$/Year-yr)	
DDOR1033_GNA_163481102_Capacity	GNA_163481102_Capacity	DDOR1033	WEBER BANK 7	Bank and Feeder	New	\$19,965	Capacity	243.9%	6.69%	2.5%	2.5%	46	5/1/2026	8/1/2023	8/1/2023	7	0.04667	4.09%	\$52,120.15	\$2,432.26	\$15,145.83	\$12,676	1.08	MW	0	0	52.81	MW	5	0.00	0.00	\$34	-	-	-	\$0-\$50	-	
DDOR104_GNA_042606_Capacity	GNA_042606_Capacity	DDOR104	FULTON BANK 5	Bank and Feeder	Existing	\$17,576	Capacity	145.3%	6.69%	2.5%	2.5%	46	5/1/2025	8/1/2023	8/1/2023	8	0.04667	4.09%	\$26,656.27	\$1,243.95	\$8,685.86	\$7,755	7.64	MW	0	0	25.51	MW	5	0.00	0.00	\$38	-	-	-	\$0-\$50	-	
DDOR104_GNA_042605_Capacity	GNA_042605_Capacity	DDOR104	FULTON BANK 5	Bank and Feeder	Existing	\$17,576	Capacity	145.3%	6.69%	2.5%	2.5%	46	5/1/2025	8/1/2023	8/1/2023	8	0.04667	4.09%	\$26,656.27	\$1,243.95	\$8,685.86	\$7,755	6.27	MW	0	0	25.51	MW	5	0.00	0.00	\$38	-	-	-	\$0-\$50	-	
DDOR104_GNA_0425702_Capacity	GNA_0425702_Capacity	DDOR104	FULTON BANK 5	Bank and Feeder	Existing	\$17,576	Capacity	145.3%	6.69%	2.5%	2.5%	46	5/1/2025	8/1/2023	8/1/2023	8	0.04667	4.09%	\$26,656.27	\$1,243.95	\$8,685.86	\$7,755	5.74	MW	0	0	25.51	MW	5	0.00	0.00	\$38	-	-	-	\$0-\$50	-	
DDOR104_GNA_042561105_Capacity	GNA_042561105_Capacity	DDOR104	FULTON BANK 5	Bank and Feeder	Existing	\$17,576	Capacity	145.3%	6.69%	2.5%	2.5%	46	5/1/2025	8/1/2023	8/1/2023	8	0.04667	4.09%	\$26,656.27	\$1,243.95	\$8,685.86	\$7,755	3.21	MW	0	0	25.51	MW	5	0.00	0.00	\$38	-	-	-	\$0-\$50	-	
DDOR104_GNA_042561105_Capacity	GNA_042561105_Capacity	DDOR104	FULTON BANK 5	Bank and Feeder	Existing	\$17,576	Capacity	145.3%	6.69%	2.5%	2.5%	46	5/1/2025	8/1/2023	8/1/2023	8	0.04667	4.09%	\$26,656.27	\$1,243.95	\$8,685.86	\$7,755	2.65	MW	0	0	25.51	MW	5	0.00	0.00	\$38	-	-	-	\$0-\$50	-	
DDOR1069_GNA_024261105_Capacity	GNA_024261105_Capacity	DDOR1069	BRIAR 1101	Feeder	New	\$25	Capacity	303.0%	6.69%	2.5%	2.5%	46	10/1/2023	8/1/2023	8/1/2023	10	0.04667	4.09%	\$76.06	\$3.55	CC	CC	CC	CC	MW	0	0	CC	MW	1	0.00	0.00	\$53	-	-	-	\$50-\$100	-
DDOR1072_GNA_062601109_Capacity	GNA_062601109_Capacity	DDOR1072	PEABODY 2106	Feeder	Existing	\$2,286	Capacity	146.4%	6.69%	2.5%	2.5%	46	5/31/2025	8/1/2023	8/1/2023	8	0.04667	4.09%	\$3,499.89	\$163.33	CC	CC	CC	CC	MW	0	0	CC	MW	1	0.00	0.00	\$0.44	-	-	-	\$0-\$50	-
DDOR1076_GNA_0828303_Capacity	GNA_0828303_Capacity	DDOR1076	MONTAGUE 2106	Feeder	New	\$1,220	Capacity	303.0%	6.69%	2.5%	2.5%	46	9/30/2023	8/1/2023	8/1/2023	10	0.04667	4.09%	\$3,711.56	\$173.21	CC	CC	CC	CC	MW	0	0	CC	MW	2	0.00	0.00	\$44	-	-	-	\$0-\$50	-
DDOR1076_GNA_062832112_Capacity	GNA_062832112_Capacity	DDOR1076	MONTAGUE 2106	Feeder	New	\$1,220	Capacity	303.0%	6.69%	2.5%	2.5%	46	9/30/2023	8/1/2023	8/1/2023	10	0.04667	4.09%	\$3,711.56	\$173.21	CC	CC	CC	CC	MW	0	0	CC	MW	2	0.00	0.00	\$8	-	-	-	\$0-\$50	-
DDOR1077_GNA_0831803_Capacity	GNA_0831803_Capacity	DDOR1077	LLAGAS 2102	Feeder	New	\$914	Capacity	303.0%	6.69%	2.5%	2.5%	46	5/31/2025	8/1/2023	8/1/2023	8	0.04667	4.09%	\$2,897.50	\$135.22	CC	CC	CC	CC	MW	0	0	CC	MW	3	0.00	0.00	\$8	-	-	-	\$0-\$50	-
DDOR1077_GNA_083182107_Capacity	GNA_083182107_Capacity	DDOR1077	LLAGAS 2102	Feeder	New	\$914	Capacity	303.0%	6.69%	2.5%	2.5%	46	5/31/2025	8/1/2023	8/1/2023	8	0.04667	4.09%	\$2,897.50	\$135.22	\$944.14	\$838	5.15	MW	0	0	17.95	MW	3	0.00	0.00	\$3	-	-	-	\$0-\$50	-	
DDOR1077_GNA_083182103_Capacity	GNA_083182103_Capacity	DDOR1077	LLAGAS 2102	Feeder	New	\$914	Capacity	303.0%	6.69%	2.5%	2.5%	46	5/31/2025	8/1/2023	8/1/2023	8	0.04667	4.09%	\$2,897.50	\$135.22	\$944.14	\$838	5.15	MW	0	0	17.95	MW	3	0.00	0.00	\$3	-	-	-	\$0-\$50	-	
DDOR1078_GNA_082921107_Capacity	GNA_082921107_Capacity	DDOR1078	EL PATIO 1101 AND EL PATIO 1111	Feeder	Existing	\$190	Capacity	146.4%	6.69%	2.5%	2.5%	46	8/1/2024	8/1/2023	8/1/2023	9	0.04667	4.09%	\$263.88	\$13.25	\$102.12	\$97	2.39	MW	0	0	2.39	MW	1	0.00	0.00	\$3	-	-	-	\$0-\$50	-	
DDOR1085_GNA_2546101_Capacity	GNA_2546101_Capacity	DDOR1085	MADERA 1117	Line Section	New	\$1,764	Capacity	303.0%	6.69%	2.5%	2.5%	46	5/1/2023	8/1/2023	8/1/2023	10	0.04667	4.09%	\$5,311.69	\$247.88	\$2,083.51	\$2,118	11.25	MW	0	0	31.92	MW	4	0.00	0.00	\$4	-	-	-	\$0-\$50	-	
DDOR1085_GNA_2553901_Capacity	GNA_2553901_Capacity	DDOR1085	MADERA 1117	Line Section	New	\$1,764	Capacity	303.0%	6.69%	2.5%	2.5%	46	5/1/2023	8/1/2023	8/1/2023	10	0.04667	4.09%	\$5,311.69	\$247.88	\$2,083.51	\$2,118	11.28	MW	0	0	31.92	MW	4	0.00	0.00	\$7	-	-	-	\$0-\$50	-	
DDOR1085_GNA_25461104_Capacity	GNA_25461104_Capacity	DDOR1085	MADERA 1117	Line Section	New	\$1,764	Capacity	303.0%	6.69%	2.5%	2.5%	46	5/1/2023	8/1/2023	8/1/2023	10	0.04667	4.09%	\$5,311.69	\$247.88	\$2,083.51	\$2,118	4.89	MW	0	0	31.92	MW	4	0.00	0.00	\$7	-	-	-	\$0-\$50	-	
DDOR1085_GNA_255391102_Capacity	GNA_255391102_Capacity	DDOR1085	MADERA 1117	Line Section	New	\$1,764	Capacity	303.0%	6.69%	2.5%	2.5%	46	5/1/2023	8/1/2023	8/1/2023	10	0.04667	4.09%	\$5,311.69	\$247.88	\$2,083.51	\$2,118	4.40	MW	0	0	31.92	MW	4	0.00	0.00	\$7	-	-	-	\$0-\$50	-	
DDOR113_GNA_1628801_Capacity	GNA_1628801_Capacity	DDOR113	BANTA BANK 1	Bank	Existing	\$17,233	Capacity	144.1%	6.69%	2.5%	2.5%	46	11/1/2025	8/1/2023	8/1/2023	8	0.04667	4.09%	\$26,260.53	\$1,225.48	\$8,556.90	\$7,395	8.29	MW	0	0	16.87	MW	2	0.00	0.00	\$7	-	-	-	\$0-\$50	-	
DDOR113_GNA_162881102_Capacity	GNA_162881102_Capacity	DDOR113	BANTA BANK 1	Bank	Existing	\$17,233	Capacity	144.1%	6.69%	2.5%	2.5%	46	11/1/2025	8/1/2023	8/1/2023	8	0.04667	4.09%	\$26,260.53	\$1,225.48	\$8,556.90	\$7,395	8.58	MW	0	0	16.87	MW	2	0.00	0.00	\$55	-	-	-	\$50-\$100	-	
DDOR140_GNA_0821601_Capacity	GNA_0821601_Capacity	DDOR140	LOYOLA BANK 1	Bank and Feeder	Existing	\$4,544	Capacity	145.3%	6.69%	2.5%	2.5%	46	12/30/2023	8/1/2023	8/1/2023	10	0.04667	4.09%	\$6,662.94	\$310.94	\$2,613.54	\$2,549	1.40	MW	0	0	2.50	MW	3	0.00	0.00	\$55	-	-	-	\$0-\$50	-	
DDOR140_GNA_082160403_Capacity	GNA_082160403_Capacity	DDOR140	LOYOLA BANK 1	Bank and Feeder	Existing	\$4,544	Capacity	145.3%	6.69%	2.5%	2.5%	46	12/30/2023	8/1/2023	8/1/2023	10	0.04667	4.09%	\$6,662.94	\$310.94	\$2,613.54	\$2,549	0.47	MW	0	0	2.50	MW	3	0.00	0.00	\$102	-	-	-	\$100-\$200	-	
DDOR140_GNA_082160403_Capacity	GNA_082160403_Capacity	DDOR140	LOYOLA BANK 1	Bank and Feeder	Existing	\$4,544	Capacity	145.3%	6.69%	2.5%	2.5%	46	12/30/2023	8/1/2023	8/1/2023	10	0.04667	4.09%	\$6,662.94	\$310.94	\$2,613.54	\$2,549	0.63	MW	0	0	2.50	MW	3	0.00	0.00	\$102	-	-	-	\$100-\$200	-	
DDOR149_GNA_0421501_Capacity	GNA_0421501_Capacity	DDOR149	MONROE 1106	Feeder	New	\$5,700	Capacity	303.0%	6.69%	2.5%	2.5%	46	6/1/2025	8/1/2023	8/1/2023	8	0.04667	4.09%	\$18,070.97	\$843.31	\$5,888.36	\$5,229	24.97	MW	0	0	57.40	MW	5	0.00	0.00	\$102	-	-	-	\$0-\$50	-	
DDOR149_GNA_042151102_Capacity	GNA_042151102_Capacity	DDOR149	MONROE 1106	Feeder	New	\$5,700	Capacity	303.0%	6.69%	2.5%	2.5%	46	6/1/2025	8/1/2023	8/1/2023	8	0.04667	4.09%	\$18,070.97	\$843.31	\$5,888.36	\$5,229	10.29	MW	0	0	57.40	MW	5	0.00	0.00	\$11	-	-	-	\$0-\$50	-	
DDOR149_GNA_042151103_Capacity	GNA_042151103_Capacity	DDOR149	MONROE 1106	Feeder	New	\$5,700	Capacity	303.0%	6.69%	2.5%	2.5%	46	6/1/2025	8/1/2023	8/1/2023	8	0.04667	4.09%	\$18,070.97	\$843.31	\$5,888.36	\$5,229	14.15	MW	0	0	57.40	MW	5	0.00	0.00	\$11	-	-	-	\$0-\$50	-	
DDOR149_GNA_043301105_Capacity	GNA_043301105_Capacity	DDOR149	MONROE 1106	Feeder	New	\$5,700	Capacity	303.0%	6.69%	2.5%	2.5%	46	6/1/2025	8/1/2023	8/1/2023	8	0.04667	4.09%	\$18,070.97	\$843.31	\$5,888.36	\$5,229	2.80	MW	0	0	57.40	MW	5	0.00	0.00	\$11	-	-	-	\$0-\$50	-	
DDOR149_GNA_042151108_Capacity	GNA_042151108_Capacity	DDOR149	MONROE 1106	Feeder	New	\$5,700	Capacity	303.0%	6.69%	2.5%	2.5%	46	6/1/2025	8/1/2023	8/1/2023	8	0.04667	4.09%	\$18,070.97	\$843.31	\$5,888.36	\$5,229	5.19	MW	0	0	57.40	MW	5	0.00	0.00	\$11	-	-	-	\$0-\$50	-	
DDOR184_GNA_152901103_Capacity	GNA_152901103_Capacity	DDOR184	MARYSVILLE 1105	Line Section	New	\$508	Capacity	303.0%	6.69%	2.5%	2.5%	46	5/1/2024	8/1/2023	8/1/2023	9	0.04667	4.09%	\$1,567.99	\$73.17	\$564.03	\$537	3.85	MW	0	0	3.85	MW	1	0.00	0.00	\$11	-	-	-	\$0-\$50	-	
DDOR2016_GNA_1823501_Capacity	GNA_1823501_Capacity	DDOR2016	DOLAN ROAD BANK 2	Feeder	Existing	\$1,846	Capacity	146.4%	6.69%	2.5%	2.5%	46	12/1/2025	8/1/2023	8/1/2023																							

PG&E 2022 Distribution Deferral Opportunity Report (DDOR)
Appendix E: LNBA - Planned Investments - Project Specific Inputs
Version Date: 08/15/2023
Public

Unique ID	GNA ID	DDOR ID	Project Name	Project Type	Capital Cost (2022 \$)			In Service Date/DER Install Year	Grid Need Energy (MWh/yr)	Peak Day Energy (MWh)	Deferral Years	Distribution Service Required	Grid Need (MW/Vpu/MVAR)	Units
					Substation Equipment (\$000)	Primary Feeder/Line section (\$000)	New or Existing Equipment							
DDOR2296_GNA_252051112_Capacity	GNA_252051112_Capacity	DDOR2296	ASHLAN AVE BUS CONDUCTOR	Feeder	N/A	\$50	Existing	5/1/2024			9	Capacity	2.99	MW
DDOR2296_GNA_252051108_Capacity	GNA_252051108_Capacity	DDOR2296	ASHLAN AVE BUS CONDUCTOR	Feeder	N/A	\$50	Existing	5/1/2024			9	Capacity	CC	MW
DDOR2294_GNA_0432901_Capacity	GNA_0432901_Capacity	DDOR2294	NAPA 1110 & 1102	Feeder	N/A	\$602	Existing	12/31/2023			10	Capacity	16.86	MW
DDOR2294_GNA_043292103_Capacity	GNA_043292103_Capacity	DDOR2294	NAPA 1110 & 1102	Feeder	N/A	\$602	Existing	12/31/2023			10	Capacity	5.36	MW
DDOR2294_GNA_0420203_Capacity	GNA_0420203_Capacity	DDOR2294	NAPA 1110 & 1102	Feeder	N/A	\$602	Existing	12/31/2023			10	Capacity	3.91	MW
DDOR2294_GNA_042021110_Capacity	GNA_042021110_Capacity	DDOR2294	NAPA 1110 & 1102	Feeder	N/A	\$602	Existing	12/31/2023			10	Capacity	1.35	MW
DDOR001_GNA_0837701_Capacity	GNA_0837701_Capacity	DDOR001	VASONA 1106	Feeder	N/A	\$1,192	New	5/1/2023			10	Capacity	4.10	MW
DDOR001_GNA_0820202_Capacity	GNA_0820202_Capacity	DDOR001	VASONA 1106	Feeder	N/A	\$1,192	New	5/1/2023			10	Capacity	4.93	MW
DDOR001_GNA_0820201_Capacity	GNA_0820201_Capacity	DDOR001	VASONA 1106	Feeder	N/A	\$1,192	New	5/1/2023			10	Capacity	3.99	MW
DDOR001_GNA_083371104_Capacity	GNA_083371104_Capacity	DDOR001	VASONA 1106	Feeder	N/A	\$1,192	New	5/1/2023			10	Capacity	5.01	MW
DDOR006_GNA_0631301_Capacity	GNA_0631301_Capacity	DDOR006	DEEPWATER 1110 & 1111	Feeder	N/A	\$4,926	New	12/1/2023			10	Capacity	2.49	MW
DDOR006_GNA_0631303_Capacity	GNA_0631303_Capacity	DDOR006	DEEPWATER 1110 & 1111	Feeder	N/A	\$4,926	New	12/1/2023			10	Capacity	3.08	MW
DDOR006_GNA_063621109_Capacity	GNA_063621109_Capacity	DDOR006	DEEPWATER 1110 & 1111	Feeder	N/A	\$4,926	New	12/1/2023			10	Capacity	2.40	MW
DDOR006_GNA_063131106_Capacity	GNA_063131106_Capacity	DDOR006	DEEPWATER 1110 & 1111	Feeder	N/A	\$4,926	New	12/1/2023			10	Capacity	CC	MW
DDOR006_GNA_063131110_Capacity	GNA_063131110_Capacity	DDOR006	DEEPWATER 1110 & 1111	Feeder	N/A	\$4,926	New	12/1/2023			10	Capacity	CC	MW
DDOR007_GNA_0834302_Capacity	GNA_0834302_Capacity	DDOR007	ALMADEN 1112	Feeder	N/A	\$1,653	New	12/30/2023			10	Capacity	14.37	MW
DDOR007_GNA_083431110_Capacity	GNA_083431110_Capacity	DDOR007	ALMADEN 1112	Feeder	N/A	\$1,653	New	12/30/2023			10	Capacity	3.23	MW
DDOR007_GNA_082311111_Capacity	GNA_082311111_Capacity	DDOR007	ALMADEN 1112	Feeder	N/A	\$1,653	New	12/30/2023			10	Capacity	3.16	MW
DDOR007_GNA_082311102_Capacity	GNA_082311102_Capacity	DDOR007	ALMADEN 1112	Feeder	N/A	\$1,653	New	12/30/2023			10	Capacity	1.90	MW
DDOR010_GNA_2523403_Capacity	GNA_2523403_Capacity	DDOR010	DINUBA 1103	Feeder	N/A	\$1,694	New	6/1/2023			10	Capacity	11.63	MW
DDOR010_GNA_254091104_Capacity	GNA_254091104_Capacity	DDOR010	DINUBA 1103	Feeder	N/A	\$1,694	New	6/1/2023			10	Capacity	2.86	MW
DDOR010_GNA_254091105_Capacity	GNA_254091105_Capacity	DDOR010	DINUBA 1103	Feeder	N/A	\$1,694	New	6/1/2023			10	Capacity	3.11	MW
DDOR010_GNA_254091102_Capacity	GNA_254091102_Capacity	DDOR010	DINUBA 1103	Feeder	N/A	\$1,694	New	6/1/2023			10	Capacity	2.23	MW
DDOR013_GNA_0225701_Capacity	GNA_0225701_Capacity	DDOR013	EAST GRAND 1116 AND 1117	Feeder	N/A	\$475	New	3/1/2023			10	Capacity	8.80	MW
DDOR013_GNA_0225705_Capacity	GNA_0225705_Capacity	DDOR013	EAST GRAND 1116 AND 1117	Feeder	N/A	\$475	New	3/1/2023			10	Capacity	CC	MW
DDOR013_GNA_022571109_Capacity	GNA_022571109_Capacity	DDOR013	EAST GRAND 1116 AND 1117	Feeder	N/A	\$475	New	3/1/2023			10	Capacity	10.09	MW
DDOR013_GNA_022571101_Capacity	GNA_022571101_Capacity	DDOR013	EAST GRAND 1116 AND 1117	Feeder	N/A	\$475	New	3/1/2023			10	Capacity	CC	MW
DDOR013_GNA_022571113_Capacity	GNA_022571113_Capacity	DDOR013	EAST GRAND 1116 AND 1117	Feeder	N/A	\$475	New	3/1/2023			10	Capacity	CC	MW
DDOR014_GNA_022011113_Capacity	GNA_022011113_Capacity	DDOR014	MISSION X 1113	Feeder	N/A	\$3,149	Existing	6/1/2023			10	Capacity	7.02	MW
DDOR015_GNA_022031108_Capacity	GNA_022031108_Capacity	DDOR015	POTRERO A 1108	Feeder	N/A	\$2,008	Existing	4/1/2023			10	Capacity	6.56	MW
DDOR017_GNA_013501105_Capacity	GNA_013501105_Capacity	DDOR017	JARVIS BANK 2 AND 1107	Bank and Feeder	\$11,485	N/A	New	4/1/2023			10	Capacity	2.99	MW
DDOR017_GNA_013501111_Capacity	GNA_013501111_Capacity	DDOR017	JARVIS BANK 2 AND 1107	Bank and Feeder	\$11,485	N/A	New	4/1/2023			10	Capacity	2.56	MW
DDOR017_GNA_013501112_Resiliency	GNA_013501112_Resiliency	DDOR017	JARVIS BANK 2 AND 1107	Bank and Feeder	\$11,485	N/A	New	4/1/2023			10	Resiliency	1.71	MW
DDOR017_GNA_013501105_Resiliency	GNA_013501105_Resiliency	DDOR017	JARVIS BANK 2 AND 1107	Bank and Feeder	\$11,485	N/A	New	4/1/2023			10	Resiliency	0.38	MW
DDOR017_GNA_013501111_Resiliency	GNA_013501111_Resiliency	DDOR017	JARVIS BANK 2 AND 1107	Bank and Feeder	\$11,485	N/A	New	4/1/2023			10	Resiliency	0.83	MW
DDOR018_GNA_1630901_Capacity	GNA_1630901_Capacity	DDOR018	LAMMERS 1104 AND 1108	Feeder	N/A	\$2,500	New	4/1/2023			10	Capacity	38.22	MW
DDOR018_GNA_162771103_Capacity	GNA_162771103_Capacity	DDOR018	LAMMERS 1104 AND 1108	Feeder	N/A	\$2,500	New	4/1/2023			10	Capacity	3.90	MW
DDOR018_GNA_163091101_Capacity	GNA_163091101_Capacity	DDOR018	LAMMERS 1104 AND 1108	Feeder	N/A	\$2,500	New	4/1/2023			10	Capacity	12.95	MW
DDOR019_GNA_022031113_Capacity	GNA_022031113_Capacity	DDOR019	POTRERO A 1113	Feeder	N/A	\$10,645	Existing	9/13/2023			10	Capacity	1.35	MW
DDOR020_GNA_0220310_Capacity	GNA_0220310_Capacity	DDOR020	POTRERO A 1119	Feeder	N/A	\$4,951	Existing	6/1/2023			10	Capacity	15.74	MW
DDOR020_GNA_022031108_Capacity	GNA_022031108_Capacity	DDOR020	POTRERO A 1119	Feeder	N/A	\$4,951	Existing	6/1/2023			10	Capacity	6.56	MW
DDOR021_GNA_022011102_Capacity	GNA_022011102_Capacity	DDOR021	MISSION X 1101	Feeder	N/A	\$2,383	Existing	8/1/2023			10	Capacity	CC	MW
DDOR023_GNA_1823801_Capacity	GNA_1823801_Capacity	DDOR023	DOLAN BANK	Bank and Feeder	\$266	N/A	New	5/1/2023			10	Capacity	6.71	MW
DDOR023_GNA_182381102_Capacity	GNA_182381102_Capacity	DDOR023	DOLAN BANK	Bank and Feeder	\$266	N/A	New	5/1/2023			10	Capacity	CC	MW
DDOR025_GNA_162991102_Capacity	GNA_162991102_Capacity	DDOR025	VALLEY SPRINGS 1102	Feeder	N/A	\$4,556	New	6/1/2023			10	Capacity	1.55	MW
DDOR025_GNA_162211101_Capacity	GNA_162211101_Capacity	DDOR025	VALLEY SPRINGS 1102	Feeder	N/A	\$4,556	New	6/1/2023			10	Capacity	1.99	MW
DDOR026_GNA_254051101_Capacity	GNA_254051101_Capacity	DDOR026	WEBER 1115	Feeder	N/A	\$12,394	New	5/1/2024			9	Capacity	CC	MW
DDOR027_GNA_252451104_Capacity	GNA_252451104_Capacity	DDOR027	EL NIDO 1106	Feeder	N/A	\$2,209	New	10/3/2023			10	Capacity	2.01	MW
DDOR027_GNA_253541102_Capacity	GNA_253541102_Capacity	DDOR027	EL NIDO 1106	Feeder	N/A	\$2,209	New	10/3/2023			10	Capacity	0.54	MW
DDOR030_GNA_2523801_Capacity	GNA_2523801_Capacity	DDOR030	CALFLAX BANK 2	Bank and Feeder	\$19,196	N/A	New	5/31/2024			9	Capacity	5.52	MW
DDOR030_GNA_2534401_Capacity	GNA_2534401_Capacity	DDOR030	CALFLAX BANK 2	Bank and Feeder	\$19,196	N/A	New	5/31/2024			9	Capacity	CC	MW
DDOR030_GNA_252381107_Capacity	GNA_252381107_Capacity	DDOR030	CALFLAX BANK 2	Bank and Feeder	\$19,196	N/A	New	5/31/2024			9	Capacity	CC	MW
DDOR032_GNA_0144702_Capacity	GNA_0144702_Capacity	DDOR032	DUMBARTON BANK 2	Bank	\$4,825	N/A	Existing	12/2/2023			10	Capacity	15.93	MW
DDOR037_GNA_1630901_Capacity	GNA_1630901_Capacity	DDOR037	CARBONA BANK 2	Bank and Feeder	\$26,714	N/A	Existing	8/2/2024			9	Capacity	38.22	MW

PG&E 2022 Distribution Deferral Opportunity Report (DDOR)

Appendix E: LNBA - Planned Investments - Project Specific Inputs

Version Date: 08/15/2023

Public

Unique ID	GNA ID	DDOR ID	Project Name	Project Type	Capital Cost (2022 \$)			In Service Date/DER Install Year	Grid Need Energy (MWh/yr)	Peak Day Energy (MWh)	Deferral Years	Distribution Service Required	Grid Need (MW/Vpu/MVAR)	Units
					Substation Equipment (\$000)	Primary Feeder/Line section (\$000)	New or Existing Equipment							
DDOR037_GNA_1630902_Capacity	GNA_1630902_Capacity	DDOR037	CARBONA BANK 2	Bank and Feeder	\$26,714	N/A	Existing	8/2/2024			9	Capacity	CC	MW
DDOR038_GNA_0144701_Capacity	GNA_0144701_Capacity	DDOR038	JARVIS 1102	Feeder	N/A	\$3,579	New	8/11/2023			10	Capacity	10.51	MW
DDOR038_GNA_014471102_Capacity	GNA_014471102_Capacity	DDOR038	JARVIS 1102	Feeder	N/A	\$3,579	New	8/11/2023			10	Capacity	8.37	MW
DDOR040_GNA_0220301_Capacity	GNA_0220301_Capacity	DDOR040	MISSION (SF X) 1129	Feeder	N/A	\$8,567	New	6/1/2023			10	Capacity	56.76	MW
DDOR040_GNA_022031115_Capacity	GNA_022031115_Capacity	DDOR040	MISSION (SF X) 1129	Feeder	N/A	\$8,567	New	6/1/2023			10	Capacity	CC	MW
DDOR041_GNA_0220301_Capacity	GNA_0220301_Capacity	DDOR041	POTRERO A 1120	Feeder	N/A	\$935	New	6/1/2023			10	Capacity	56.76	MW
DDOR041_GNA_022011125_Capacity	GNA_022011125_Capacity	DDOR041	POTRERO A 1120	Feeder	N/A	\$935	New	6/1/2023			10	Capacity	3.37	MW
DDOR041_GNA_022031114_Capacity	GNA_022031114_Capacity	DDOR041	POTRERO A 1120	Feeder	N/A	\$935	New	6/1/2023			10	Capacity	CC	MW
DDOR042_GNA_0221001_Capacity	GNA_0221001_Capacity	DDOR042	MARTIN (SF H) 1117	Feeder	N/A	\$4,269	New	9/23/2024			9	Capacity	18.70	MW
DDOR042_GNA_022101101_Capacity	GNA_022101101_Capacity	DDOR042	MARTIN (SF H) 1117	Feeder	N/A	\$4,269	New	9/23/2024			9	Capacity	CC	MW
DDOR045_GNA_1634806_Capacity	GNA_1634806_Capacity	DDOR045	WEBER 1106	Feeder	N/A	\$5,275	New	10/31/2023			10	Capacity	22.97	MW
DDOR045_GNA_163481110_Capacity	GNA_163481110_Capacity	DDOR045	WEBER 1106	Feeder	N/A	\$5,275	New	10/31/2023			10	Capacity	24.11	MW
DDOR046_GNA_0132301_Capacity	GNA_0132301_Capacity	DDOR046	LONE TREE 2106	Feeder	N/A	\$4,716	New	4/1/2024			9	Capacity	12.02	MW
DDOR046_GNA_013652113_Capacity	GNA_013652113_Capacity	DDOR046	LONE TREE 2106	Feeder	N/A	\$4,716	New	4/1/2024			9	Capacity	CC	MW
DDOR046_GNA_013652112_Capacity	GNA_013652112_Capacity	DDOR046	LONE TREE 2106	Feeder	N/A	\$4,716	New	4/1/2024			9	Capacity	2.75	MW
DDOR046_GNA_013232102_Capacity	GNA_013232102_Capacity	DDOR046	LONE TREE 2106	Feeder	N/A	\$4,716	New	4/1/2024			9	Capacity	12.61	MW
DDOR046_GNA_013652108_Capacity	GNA_013652108_Capacity	DDOR046	LONE TREE 2106	Feeder	N/A	\$4,716	New	4/1/2024			9	Capacity	1.40	MW
DDOR049_GNA_2534801_Capacity	GNA_2534801_Capacity	DDOR049	SAN BERNARD BANK 2	Bank and Feeder	\$18,538	N/A	New	10/2/2024			9	Capacity	23.58	MW
DDOR049_GNA_2538001_Capacity	GNA_2538001_Capacity	DDOR049	SAN BERNARD BANK 2	Bank and Feeder	\$18,538	N/A	New	10/2/2024			9	Capacity	5.01	MW
DDOR049_GNA_2529301_Capacity	GNA_2529301_Capacity	DDOR049	SAN BERNARD BANK 2	Bank and Feeder	\$18,538	N/A	New	10/2/2024			9	Capacity	9.07	MW
DDOR049_GNA_253481102_Capacity	GNA_253481102_Capacity	DDOR049	SAN BERNARD BANK 2	Bank and Feeder	\$18,538	N/A	New	10/2/2024			9	Capacity	CC	MW
DDOR049_GNA_253191102_Capacity	GNA_253191102_Capacity	DDOR049	SAN BERNARD BANK 2	Bank and Feeder	\$18,538	N/A	New	10/2/2024			9	Capacity	CC	MW
DDOR049_GNA_252931103_Capacity	GNA_252931103_Capacity	DDOR049	SAN BERNARD BANK 2	Bank and Feeder	\$18,538	N/A	New	10/2/2024			9	Capacity	CC	MW
DDOR050_GNA_083622106_Resiliency	GNA_083622106_Resiliency	DDOR050	CAMP EVERS 2107	Feeder	N/A	\$2,462	New	5/1/2024			9	Resiliency	0.26	MW
DDOR051_GNA_0241605_Capacity	GNA_0241605_Capacity	DDOR051	BAIR 1106	Feeder	N/A	\$5,145	New	6/2/2023			10	Capacity	9.38	MW
DDOR051_GNA_024161104_Capacity	GNA_024161104_Capacity	DDOR051	BAIR 1106	Feeder	N/A	\$5,145	New	6/2/2023			10	Capacity	CC	MW
DDOR052_GNA_1822202_Capacity	GNA_1822202_Capacity	DDOR052	MONTEREY BANK 1	Bank and Feeder	\$16,163	N/A	Existing	5/1/2025			8	Capacity	10.69	MW
DDOR052_GNA_182222105_Resiliency	GNA_182222105_Resiliency	DDOR052	MONTEREY BANK 1	Bank and Feeder	\$16,163	N/A	Existing	5/1/2025			8	Resiliency	6.72	MW
DDOR053_GNA_1829501_Capacity	GNA_1829501_Capacity	DDOR053	SAN LUIS OBISPO 1106	Feeder	N/A	\$6,063	New	6/1/2024			9	Capacity	4.23	MW
DDOR053_GNA_182631102_Capacity	GNA_182631102_Capacity	DDOR053	SAN LUIS OBISPO 1106	Feeder	N/A	\$6,063	New	6/1/2024			9	Capacity	9.18	MW
DDOR053_GNA_182631108_Capacity	GNA_182631108_Capacity	DDOR053	SAN LUIS OBISPO 1106	Feeder	N/A	\$6,063	New	6/1/2024			9	Capacity	5.12	MW
DDOR054_GNA_0427101_Capacity	GNA_0427101_Capacity	DDOR054	CALISTOGA BANK 1	Bank and Feeder	\$10,208	N/A	Existing	6/30/2025			8	Capacity	2.74	MW
DDOR054_GNA_042711102_Capacity	GNA_042711102_Capacity	DDOR054	CALISTOGA BANK 1	Bank and Feeder	\$10,208	N/A	Existing	6/30/2025			8	Capacity	4.01	MW
DDOR055_GNA_042301101_Capacity	GNA_042301101_Capacity	DDOR055	TULUCAY 1102	Feeder	N/A	\$3,534	New	5/1/2023			10	Capacity	CC	MW
DDOR055_GNA_042461105_Capacity	GNA_042461105_Capacity	DDOR055	TULUCAY 1102	Feeder	N/A	\$3,534	New	5/1/2023			10	Capacity	CC	MW
DDOR059_GNA_2545502_Capacity	GNA_2545502_Capacity	DDOR059	FIGARDEN 2114	Feeder	N/A	\$3,379	New	12/6/2024			9	Capacity	5.90	MW
DDOR059_GNA_2545501_Capacity	GNA_2545501_Capacity	DDOR059	FIGARDEN 2114	Feeder	N/A	\$3,379	New	12/6/2024			9	Capacity	20.32	MW
DDOR059_GNA_254552102_Capacity	GNA_254552102_Capacity	DDOR059	FIGARDEN 2114	Feeder	N/A	\$3,379	New	12/6/2024			9	Capacity	16.62	MW
DDOR060_GNA_1627002_Capacity	GNA_1627002_Capacity	DDOR060	VIERRA 1704	Feeder	N/A	\$230	New	3/31/2025			8	Capacity	12.29	MW
DDOR060_GNA_1626107_Capacity	GNA_1626107_Capacity	DDOR060	VIERRA 1704	Feeder	N/A	\$230	New	3/31/2025			8	Capacity	5.41	MW
DDOR060_GNA_1626108_Capacity	GNA_1626108_Capacity	DDOR060	VIERRA 1704	Feeder	N/A	\$230	New	3/31/2025			8	Capacity	7.90	MW
DDOR060_GNA_162611708_Capacity	GNA_162611708_Capacity	DDOR060	VIERRA 1704	Feeder	N/A	\$230	New	3/31/2025			8	Capacity	3.08	MW
DDOR060_GNA_162701706_Capacity	GNA_162701706_Capacity	DDOR060	VIERRA 1704	Feeder	N/A	\$230	New	3/31/2025			8	Capacity	12.52	MW

PG&E 2022 Distribution Deferral Opportunity Report (DDOR)
Appendix E: LNBA - Planned Investments - Project Specific Inputs
Version Date: 08/15/2023
Public

Unique ID	GNA ID	DDOR ID	Project Name	Project Type	Capital Cost (2022 \$)			In Service Date/DER Install Year	Grid Need Energy (MWh/yr)	Peak Day Energy (MWh)	Deferral Years	Distribution Service Required	Grid Need (MW/Vpu/MVAR)	Units
					Substation Equipment (\$000)	Primary Feeder/Line section (\$000)	New or Existing Equipment							
DDOR061_GNA_153781105_Capacity	GNA_153781105_Capacity	DDOR061	BOGUE 1108	Feeder	N/A	\$3,629	New	6/1/2023			10	Capacity	3.74	MW
DDOR061_GNA_153781104_Capacity	GNA_153781104_Capacity	DDOR061	BOGUE 1108	Feeder	N/A	\$3,629	New	6/1/2023			10	Capacity	2.48	MW
DDOR061_GNA_153781105_Reliability	GNA_153781105_Reliability	DDOR061	BOGUE 1108	Feeder	N/A	\$3,629	New	6/1/2023			10	Reliability	2.74	MW
DDOR062_GNA_0136803_Capacity	GNA_0136803_Capacity	DDOR062	EDES 1102	Feeder	N/A	\$3,966	New	6/1/2023			10	Capacity	9.78	MW
DDOR062_GNA_013681112_Capacity	GNA_013681112_Capacity	DDOR062	EDES 1102	Feeder	N/A	\$3,966	New	6/1/2023			10	Capacity	1.85	MW
DDOR063_GNA_0142601_Capacity	GNA_0142601_Capacity	DDOR063	SAN PABLO 1104	Feeder	N/A	\$7,290	New	8/12/2024			9	Capacity	7.73	MW
DDOR063_GNA_0143402_Capacity	GNA_0143402_Capacity	DDOR063	SAN PABLO 1104	Feeder	N/A	\$7,290	New	8/12/2024			9	Capacity	CC	MW
DDOR063_GNA_014341106_Capacity	GNA_014341106_Capacity	DDOR063	SAN PABLO 1104	Feeder	N/A	\$7,290	New	8/12/2024			9	Capacity	3.36	MW
DDOR064_GNA_1824903_Capacity	GNA_1824903_Capacity	DDOR064	HOLLISTER BANK 2	Feeder	N/A	\$12,379	New	5/31/2024			9	Capacity	33.88	MW
DDOR064_GNA_182492104_Capacity	GNA_182492104_Capacity	DDOR064	HOLLISTER BANK 2	Feeder	N/A	\$12,379	New	5/31/2024			9	Capacity	CC	MW
DDOR065_GNA_0836301_Capacity	GNA_0836301_Capacity	DDOR065	MOUNTAIN VIEW BANK 1	Bank	\$8,159	N/A	Existing	2/13/2025			8	Capacity	2.21	MW
DDOR065_GNA_0836101_Capacity	GNA_0836101_Capacity	DDOR065	MOUNTAIN VIEW BANK 1	Bank	\$8,159	N/A	Existing	2/13/2025			8	Capacity	4.23	MW
DDOR065_GNA_083631112_Capacity	GNA_083631112_Capacity	DDOR065	MOUNTAIN VIEW BANK 1	Bank	\$8,159	N/A	Existing	2/13/2025			8	Capacity	CC	MW
DDOR066_GNA_083371104_Capacity	GNA_083371104_Capacity	DDOR066	VASONA 1109	Feeder	N/A	\$8,500	New	6/1/2025			8	Capacity	5.01	MW
DDOR067_GNA_1922501_Capacity	GNA_1922501_Capacity	DDOR067	RIO DELL BANK	Bank and Feeder	\$32,725	N/A	New	7/22/2024			9	Capacity	6.73	MW
DDOR067_GNA_192251101_Capacity	GNA_192251101_Capacity	DDOR067	RIO DELL BANK	Bank and Feeder	\$32,725	N/A	New	7/22/2024			9	Capacity	CC	MW
DDOR068_GNA_0226903_Capacity	GNA_0226903_Capacity	DDOR068	SNEATH 1103	Feeder	N/A	\$3,969	New	6/1/2023			10	Capacity	12.39	MW
DDOR068_GNA_022691108_Capacity	GNA_022691108_Capacity	DDOR068	SNEATH 1103	Feeder	N/A	\$3,969	New	6/1/2023			10	Capacity	CC	MW
DDOR070_GNA_0832402_Capacity	GNA_0832402_Capacity	DDOR070	MORGAN HILL 2103	Feeder	N/A	\$1,951	New	6/7/2024			9	Capacity	12.36	MW
DDOR070_GNA_0832403_Capacity	GNA_0832403_Capacity	DDOR070	MORGAN HILL 2103	Feeder	N/A	\$1,951	New	6/7/2024			9	Capacity	9.56	MW
DDOR070_GNA_083242108_Capacity	GNA_083242108_Capacity	DDOR070	MORGAN HILL 2103	Feeder	N/A	\$1,951	New	6/7/2024			9	Capacity	8.11	MW
DDOR072_GNA_022871115_Capacity	GNA_022871115_Capacity	DDOR072	MISSION X 1118	Feeder	N/A	\$11,560	Existing	8/1/2023			10	Capacity	CC	MW
DDOR073_GNA_2521703_Capacity	GNA_2521703_Capacity	DDOR073	ALPAUGH 1102	Feeder	N/A	\$6,676	New	10/1/2023			10	Capacity	6.44	MW
DDOR073_GNA_252171106_Capacity	GNA_252171106_Capacity	DDOR073	ALPAUGH 1102	Feeder	N/A	\$6,676	New	10/1/2023			10	Capacity	CC	MW
DDOR073_GNA_252171108_Capacity	GNA_252171108_Capacity	DDOR073	ALPAUGH 1102	Feeder	N/A	\$6,676	New	10/1/2023			10	Capacity	1.94	MW
DDOR073_GNA_252171112_Capacity	GNA_252171112_Capacity	DDOR073	ALPAUGH 1102	Feeder	N/A	\$6,676	New	10/1/2023			10	Capacity	3.30	MW
DDOR074_GNA_022011104_Capacity	GNA_022011104_Capacity	DDOR074	LARKIN (SF Y) 1142	Feeder	N/A	\$4,433	New	1/3/2025			8	Capacity	CC	MW
DDOR075_GNA_2531501_Capacity	GNA_2531501_Capacity	DDOR075	GIFFEN BANK 2	Bank and Feeder	\$13,500	N/A	New	4/1/2026			7	Capacity	10.57	MW
DDOR075_GNA_253151103_Capacity	GNA_253151103_Capacity	DDOR075	GIFFEN BANK 2	Bank and Feeder	\$13,500	N/A	New	4/1/2026			7	Capacity	0.21	MW
DDOR075_GNA_253151102_Capacity	GNA_253151102_Capacity	DDOR075	GIFFEN BANK 2	Bank and Feeder	\$13,500	N/A	New	4/1/2026			7	Capacity	CC	MW
DDOR076_GNA_0638101_Capacity	GNA_0638101_Capacity	DDOR076	DUNNIGAN BANK 1	Bank and Feeder	\$21,339	N/A	New	4/14/2024			9	Capacity	CC	MW
DDOR076_GNA_063811101_Capacity	GNA_063811101_Capacity	DDOR076	DUNNIGAN BANK 1	Bank and Feeder	\$21,339	N/A	New	4/14/2024			9	Capacity	CC	MW
DDOR077_GNA_2546102_Capacity	GNA_2546102_Capacity	DDOR077	STOREY 1103	Feeder	N/A	\$2,872	New	5/1/2026			7	Capacity	11.24	MW
DDOR077_GNA_254611107_Capacity	GNA_254611107_Capacity	DDOR077	STOREY 1103	Feeder	N/A	\$2,872	New	5/1/2026			7	Capacity	1.73	MW
DDOR078_GNA_1822001_Capacity	GNA_1822001_Capacity	DDOR078	SPENCE BANK 2	Bank and Feeder	\$21,728	N/A	Existing	4/1/2024			9	Capacity	29.15	MW
DDOR078_GNA_182201102_Capacity	GNA_182201102_Capacity	DDOR078	SPENCE BANK 2	Bank and Feeder	\$21,728	N/A	Existing	4/1/2024			9	Capacity	CC	MW
DDOR078_GNA_182201103_Capacity	GNA_182201103_Capacity	DDOR078	SPENCE BANK 2	Bank and Feeder	\$21,728	N/A	Existing	4/1/2024			9	Capacity	CC	MW
DDOR078_GNA_1822002_Capacity	GNA_1822002_Capacity	DDOR078	SPENCE BANK 2	Bank and Feeder	\$21,728	N/A	Existing	4/1/2024			9	Capacity	CC	MW
DDOR080_GNA_0831903_Capacity	GNA_0831903_Capacity	DDOR080	GREEN VALLEY BANK 4	Bank and Feeder	\$25,921	N/A	Existing	5/1/2026			7	Capacity	4.75	MW
DDOR080_GNA_0831902_Capacity	GNA_0831902_Capacity	DDOR080	GREEN VALLEY BANK 4	Bank and Feeder	\$25,921	N/A	Existing	5/1/2026			7	Capacity	6.38	MW
DDOR081_GNA_2520401_Capacity	GNA_2520401_Capacity	DDOR081	AIRWAYS BANK 3	Bank and Feeder	\$17,721	N/A	New	5/1/2026			7	Capacity	10.20	MW
DDOR081_GNA_2520402_Capacity	GNA_2520402_Capacity	DDOR081	AIRWAYS BANK 3	Bank and Feeder	\$17,721	N/A	New	5/1/2026			7	Capacity	5.04	MW
DDOR081_GNA_2542503_Capacity	GNA_2542503_Capacity	DDOR081	AIRWAYS BANK 3	Bank and Feeder	\$17,721	N/A	New	5/1/2026			7	Capacity	5.69	MW

PG&E 2022 Distribution Deferral Opportunity Report (DDOR)
Appendix E: LNBA - Planned Investments - Project Specific Inputs
Version Date: 08/15/2023
Public

Unique ID	GNA ID	DDOR ID	Project Name	Project Type	Capital Cost (2022 \$)			In Service Date/DER Install Year	Grid Need Energy (MWh/yr)	Peak Day Energy (MWh)	Deferral Years	Distribution Service Required	Grid Need (MW/Vpu/MVAR)	Units
					Substation Equipment (\$000)	Primary Feeder/Line section (\$000)	New or Existing Equipment							
DDOR081_GNA_252041103_Capacity	GNA_252041103_Capacity	DDOR081	AIRWAYS BANK 3	Bank and Feeder	\$17,721	N/A	New	5/1/2026			7	Capacity	CC	MW
DDOR081_GNA_253571105_Capacity	GNA_253571105_Capacity	DDOR081	AIRWAYS BANK 3	Bank and Feeder	\$17,721	N/A	New	5/1/2026			7	Capacity	CC	MW
DDOR081_GNA_253571112_Capacity	GNA_253571112_Capacity	DDOR081	AIRWAYS BANK 3	Bank and Feeder	\$17,721	N/A	New	5/1/2026			7	Capacity	CC	MW
DDOR081_GNA_252041102_Capacity	GNA_252041102_Capacity	DDOR081	AIRWAYS BANK 3	Bank and Feeder	\$17,721	N/A	New	5/1/2026			7	Capacity	5.14	MW
DDOR081_GNA_252041107_Capacity	GNA_252041107_Capacity	DDOR081	AIRWAYS BANK 3	Bank and Feeder	\$17,721	N/A	New	5/1/2026			7	Capacity	2.49	MW
DDOR081_GNA_254081102_Capacity	GNA_254081102_Capacity	DDOR081	AIRWAYS BANK 3	Bank and Feeder	\$17,721	N/A	New	5/1/2026			7	Capacity	CC	MW
DDOR081_GNA_254251103_Capacity	GNA_254251103_Capacity	DDOR081	AIRWAYS BANK 3	Bank and Feeder	\$17,721	N/A	New	5/1/2026			7	Capacity	2.33	MW
DDOR082_GNA_2521602_Capacity	GNA_2521602_Capacity	DDOR082	COALINGA NO 1 BANK 2	Bank and Feeder	\$11,879	N/A	Existing	5/1/2025			8	Capacity	5.64	MW
DDOR082_GNA_2523801_Capacity	GNA_2523801_Capacity	DDOR082	COALINGA NO 1 BANK 2	Bank and Feeder	\$11,879	N/A	Existing	5/1/2025			8	Capacity	5.52	MW
DDOR082_GNA_252161107_Capacity	GNA_252161107_Capacity	DDOR082	COALINGA NO 1 BANK 2	Bank and Feeder	\$11,879	N/A	Existing	5/1/2025			8	Capacity	CC	MW
DDOR082_GNA_252381106_Capacity	GNA_252381106_Capacity	DDOR082	COALINGA NO 1 BANK 2	Bank and Feeder	\$11,879	N/A	Existing	5/1/2025			8	Capacity	CC	MW
DDOR083_GNA_0240203_Capacity	GNA_0240203_Capacity	DDOR083	BELLE HAVEN BANK 4	Bank and Feeder	\$11,259	N/A	New	4/23/2026			7	Capacity	44.35	MW
DDOR083_GNA_024021103_Capacity	GNA_024021103_Capacity	DDOR083	BELLE HAVEN BANK 4	Bank and Feeder	\$11,259	N/A	New	4/23/2026			7	Capacity	5.47	MW
DDOR083_GNA_0240204_Capacity	GNA_0240204_Capacity	DDOR083	BELLE HAVEN BANK 4	Bank and Feeder	\$11,259	N/A	New	4/23/2026			7	Capacity	CC	MW
DDOR085_GNA_1626107_Capacity	GNA_1626107_Capacity	DDOR085	RIPON 1705	Feeder	N/A	\$3,410	New	5/1/2026			7	Capacity	5.41	MW
DDOR085_GNA_1627002_Capacity	GNA_1627002_Capacity	DDOR085	RIPON 1705	Feeder	N/A	\$3,410	New	5/1/2026			7	Capacity	12.29	MW
DDOR085_GNA_1638002_Capacity	GNA_1638002_Capacity	DDOR085	RIPON 1705	Feeder	N/A	\$3,410	New	5/1/2026			7	Capacity	8.91	MW
DDOR085_GNA_162701707_Capacity	GNA_162701707_Capacity	DDOR085	RIPON 1705	Feeder	N/A	\$3,410	New	5/1/2026			7	Capacity	2.42	MW
DDOR085_GNA_163801704_Capacity	GNA_163801704_Capacity	DDOR085	RIPON 1705	Feeder	N/A	\$3,410	New	5/1/2026			7	Capacity	4.11	MW
DDOR087_GNA_1626108_Capacity	GNA_1626108_Capacity	DDOR087	VIERRA BANK 3	Bank and Feeder	\$14,007	N/A	New	5/1/2027			6	Capacity	7.90	MW
DDOR087_GNA_1627002_Capacity	GNA_1627002_Capacity	DDOR087	VIERRA BANK 3	Bank and Feeder	\$14,007	N/A	New	5/1/2027			6	Capacity	12.29	MW
DDOR087_GNA_162611708_Capacity	GNA_162611708_Capacity	DDOR087	VIERRA BANK 3	Bank and Feeder	\$14,007	N/A	New	5/1/2027			6	Capacity	3.08	MW
DDOR087_GNA_162701702_Capacity	GNA_162701702_Capacity	DDOR087	VIERRA BANK 3	Bank and Feeder	\$14,007	N/A	New	5/1/2027			6	Capacity	2.83	MW
DDOR087_GNA_162701706_Capacity	GNA_162701706_Capacity	DDOR087	VIERRA BANK 3	Bank and Feeder	\$14,007	N/A	New	5/1/2027			6	Capacity	12.52	MW
DDOR089_GNA_2553901_Capacity	GNA_2553901_Capacity	DDOR089	BONITA BANK 2	Bank and Feeder	\$19,031	N/A	New	8/11/2025			8	Capacity	11.38	MW
DDOR089_GNA_2546101_Capacity	GNA_2546101_Capacity	DDOR089	BONITA BANK 2	Bank and Feeder	\$19,031	N/A	New	8/11/2025			8	Capacity	11.25	MW
DDOR089_GNA_255391102_Capacity	GNA_255391102_Capacity	DDOR089	BONITA BANK 2	Bank and Feeder	\$19,031	N/A	New	8/11/2025			8	Capacity	4.40	MW
DDOR089_GNA_254611106_Capacity	GNA_254611106_Capacity	DDOR089	BONITA BANK 2	Bank and Feeder	\$19,031	N/A	New	8/11/2025			8	Capacity	0.76	MW
DDOR089_GNA_254611105_Capacity	GNA_254611105_Capacity	DDOR089	BONITA BANK 2	Bank and Feeder	\$19,031	N/A	New	8/11/2025			8	Capacity	11.13	MW
DDOR089_GNA_254611104_Capacity	GNA_254611104_Capacity	DDOR089	BONITA BANK 2	Bank and Feeder	\$19,031	N/A	New	8/11/2025			8	Capacity	4.89	MW
DDOR092_GNA_1826601_Capacity	GNA_1826601_Capacity	DDOR092	SAN MIGUEL BANK 2	Bank and Feeder	\$15,685	N/A	New	3/1/2025			8	Capacity	3.20	MW
DDOR093_GNA_0139103_Capacity	GNA_0139103_Capacity	DDOR093	WILLOW PASS BANK 1	Bank and Feeder	\$26,311	N/A	Existing	6/1/2025			8	Capacity	8.35	MW
DDOR093_GNA_0144503_Capacity	GNA_0144503_Capacity	DDOR093	WILLOW PASS BANK 1	Bank and Feeder	\$26,311	N/A	Existing	6/1/2025			8	Capacity	3.41	MW
DDOR094_GNA_1922201_Capacity	GNA_1922201_Capacity	DDOR094	GARBERVILLE BANK 2	Bank and Feeder	\$4,043	N/A	New	6/1/2025			8	Capacity	11.48	MW
DDOR094_GNA_192221102_Capacity	GNA_192221102_Capacity	DDOR094	GARBERVILLE BANK 2	Bank and Feeder	\$4,043	N/A	New	6/1/2025			8	Capacity	CC	MW
DDOR096_GNA_0836702_Capacity	GNA_0836702_Capacity	DDOR096	WOLFE 1111 AND 1112	Feeder	N/A	\$9,300	New	6/1/2026			7	Capacity	13.41	MW
DDOR096_GNA_083671105_Capacity	GNA_083671105_Capacity	DDOR096	WOLFE 1111 AND 1112	Feeder	N/A	\$9,300	New	6/1/2026			7	Capacity	CC	MW
DDOR096_GNA_083671109_Capacity	GNA_083671109_Capacity	DDOR096	WOLFE 1111 AND 1112	Feeder	N/A	\$9,300	New	6/1/2026			7	Capacity	10.73	MW
DDOR1001_GNA_2537101_Capacity	GNA_2537101_Capacity	DDOR1001	CAMDEN 1106	Feeder	N/A	\$13,980	New	5/3/2026			7	Capacity	4.51	MW
DDOR1001_GNA_2526805_Capacity	GNA_2526805_Capacity	DDOR1001	CAMDEN 1106	Feeder	N/A	\$13,980	New	5/3/2026			7	Capacity	1.77	MW
DDOR1001_GNA_252301102_Capacity	GNA_252301102_Capacity	DDOR1001	CAMDEN 1106	Feeder	N/A	\$13,980	New	5/3/2026			7	Capacity	2.66	MW
DDOR1002_GNA_2537302_Capacity	GNA_2537302_Capacity	DDOR1002	WEST FRESNO 1113	Feeder	N/A	\$7,400	New	5/31/2026			7	Capacity	18.09	MW
DDOR1002_GNA_2537301_Capacity	GNA_2537301_Capacity	DDOR1002	WEST FRESNO 1113	Feeder	N/A	\$7,400	New	5/31/2026			7	Capacity	14.11	MW

PG&E 2022 Distribution Deferral Opportunity Report (DDOR)
Appendix E: LNBA - Planned Investments - Project Specific Inputs
Version Date: 08/15/2023
Public

Unique ID	GNA ID	DDOR ID	Project Name	Project Type	Capital Cost (2022 \$)			In Service Date/DER Install Year	Grid Need Energy (MWh/yr)	Peak Day Energy (MWh)	Deferral Years	Distribution Service Required	Grid Need (MW/Vpu/MVAR)	Units
					Substation Equipment (\$000)	Primary Feeder/Line section (\$000)	New or Existing Equipment							
DDOR1002_GNA_253731111_Capacity	GNA_253731111_Capacity	DDOR1002	WEST FRESNO 1113	Feeder	N/A	\$7,400	New	5/31/2026			7	Capacity	2.90	MW
DDOR1002_GNA_254251111_Capacity	GNA_254251111_Capacity	DDOR1002	WEST FRESNO 1113	Feeder	N/A	\$7,400	New	5/31/2026			7	Capacity	CC	MW
DDOR1002_GNA_252281102_Capacity	GNA_252281102_Capacity	DDOR1002	WEST FRESNO 1113	Feeder	N/A	\$7,400	New	5/31/2026			7	Capacity	12.20	MW
DDOR1003_GNA_253601105_Capacity	GNA_253601105_Capacity	DDOR1003	LEMOORE 1106	Feeder	N/A	\$5,400	New	5/31/2026			7	Capacity	2.47	MW
DDOR1003_GNA_253601101_Capacity	GNA_253601101_Capacity	DDOR1003	LEMOORE 1106	Feeder	N/A	\$5,400	New	5/31/2026			7	Capacity	1.47	MW
DDOR1005_GNA_2523601_Capacity	GNA_2523601_Capacity	DDOR1005	SAN JOAQUIN BANK 2	Bank and Feeder	\$11,000	N/A	Existing	5/31/2025			8	Capacity	3.65	MW
DDOR1005_GNA_2536601_Capacity	GNA_2536601_Capacity	DDOR1005	SAN JOAQUIN BANK 2	Bank and Feeder	\$11,000	N/A	Existing	5/31/2025			8	Capacity	CC	MW
DDOR1005_GNA_252361106_Capacity	GNA_252361106_Capacity	DDOR1005	SAN JOAQUIN BANK 2	Bank and Feeder	\$11,000	N/A	Existing	5/31/2025			8	Capacity	1.92	MW
DDOR1006_GNA_2523403_Capacity	GNA_2523403_Capacity	DDOR1006	REEDLEY 1114	Feeder	N/A	\$50	New	5/31/2024			9	Capacity	11.63	MW
DDOR1006_GNA_2545302_Capacity	GNA_2545302_Capacity	DDOR1006	REEDLEY 1114	Feeder	N/A	\$50	New	5/31/2024			9	Capacity	8.09	MW
DDOR1006_GNA_252341106_Capacity	GNA_252341106_Capacity	DDOR1006	REEDLEY 1114	Feeder	N/A	\$50	New	5/31/2024			9	Capacity	2.91	MW
DDOR1007_GNA_1922901_Capacity	GNA_1922901_Capacity	DDOR1007	CARLOTTA BANK 2	Bank	\$11,700	N/A	Existing	5/31/2026			7	Capacity	1.57	MW
DDOR1007_GNA_192291121_Capacity	GNA_192291121_Capacity	DDOR1007	CARLOTTA BANK 2	Bank	\$11,700	N/A	Existing	5/31/2026			7	Capacity	CC	MW
DDOR1016_GNA_0220301_Capacity	GNA_0220301_Capacity	DDOR1016	POTRERO 1122	Feeder	N/A	\$1,965	New	1/22/2024			9	Capacity	56.76	MW
DDOR1016_GNA_022031121_Capacity	GNA_022031121_Capacity	DDOR1016	POTRERO 1122	Feeder	N/A	\$1,965	New	1/22/2024			9	Capacity	CC	MW
DDOR1017_GNA_0631901_Capacity	GNA_0631901_Capacity	DDOR1017	KNIGHTS LANDING BANK 1	Bank	\$3,104	N/A	Existing	4/1/2023			10	Capacity	1.79	MW
DDOR1020_GNA_2546901_Capacity	GNA_2546901_Capacity	DDOR1020	TUPMAN BANK 2	Feeder	N/A	\$10,400	New	5/1/2025			8	Capacity	CC	MW
DDOR1020_GNA_2545601_Capacity	GNA_2545601_Capacity	DDOR1020	TUPMAN BANK 2	Feeder	N/A	\$10,400	New	5/1/2025			8	Capacity	4.00	MW
DDOR1020_GNA_254691101_Capacity	GNA_254691101_Capacity	DDOR1020	TUPMAN BANK 2	Feeder	N/A	\$10,400	New	5/1/2025			8	Capacity	CC	MW
DDOR1022_GNA_162991101_Capacity	GNA_162991101_Capacity	DDOR1022	CORRAL 1104	Feeder	N/A	\$7,046	New	6/1/2026			7	Capacity	2.35	MW
DDOR1027_GNA_0226903_Capacity	GNA_0226903_Capacity	DDOR1027	MILLBRAE SUBSTATION	Bank and Feeder	\$20,266	N/A	New	5/2/2026			7	Capacity	12.39	MW
DDOR1027_GNA_0226904_Capacity	GNA_0226904_Capacity	DDOR1027	MILLBRAE SUBSTATION	Bank and Feeder	\$20,266	N/A	New	5/2/2026			7	Capacity	CC	MW
DDOR1027_GNA_022691101_Capacity	GNA_022691101_Capacity	DDOR1027	MILLBRAE SUBSTATION	Bank and Feeder	\$20,266	N/A	New	5/2/2026			7	Capacity	CC	MW
DDOR1027_GNA_022691106_Capacity	GNA_022691106_Capacity	DDOR1027	MILLBRAE SUBSTATION	Bank and Feeder	\$20,266	N/A	New	5/2/2026			7	Capacity	1.24	MW
DDOR1029_GNA_2528602_Capacity	GNA_2528602_Capacity	DDOR1029	7TH STANDARD BANK 2	Bank and Feeder	\$20,368	N/A	New	5/1/2026			7	Capacity	CC	MW
DDOR1029_GNA_2545801_Capacity	GNA_2545801_Capacity	DDOR1029	7TH STANDARD BANK 2	Bank and Feeder	\$20,368	N/A	New	5/1/2026			7	Capacity	21.36	MW
DDOR1029_GNA_252861104_Capacity	GNA_252861104_Capacity	DDOR1029	7TH STANDARD BANK 2	Bank and Feeder	\$20,368	N/A	New	5/1/2026			7	Capacity	CC	MW
DDOR1029_GNA_254582102_Capacity	GNA_254582102_Capacity	DDOR1029	7TH STANDARD BANK 2	Bank and Feeder	\$20,368	N/A	New	5/1/2026			7	Capacity	18.66	MW
DDOR1031_GNA_2545401_Capacity	GNA_2545401_Capacity	DDOR1031	SEMITROPIC BANK 4	Bank and Feeder	\$15,800	N/A	New	5/1/2026			7	Capacity	CC	MW
DDOR1031_GNA_2529601_Capacity	GNA_2529601_Capacity	DDOR1031	SEMITROPIC BANK 4	Bank and Feeder	\$15,800	N/A	New	5/1/2026			7	Capacity	2.08	MW
DDOR1031_GNA_2529003_Capacity	GNA_2529003_Capacity	DDOR1031	SEMITROPIC BANK 4	Bank and Feeder	\$15,800	N/A	New	5/1/2026			7	Capacity	13.81	MW
DDOR1031_GNA_254541103_Capacity	GNA_254541103_Capacity	DDOR1031	SEMITROPIC BANK 4	Bank and Feeder	\$15,800	N/A	New	5/1/2026			7	Capacity	CC	MW
DDOR1031_GNA_252961102_Capacity	GNA_252961102_Capacity	DDOR1031	SEMITROPIC BANK 4	Bank and Feeder	\$15,800	N/A	New	5/1/2026			7	Capacity	CC	MW
DDOR1031_GNA_252901110_Capacity	GNA_252901110_Capacity	DDOR1031	SEMITROPIC BANK 4	Bank and Feeder	\$15,800	N/A	New	5/1/2026			7	Capacity	3.62	MW
DDOR1031_GNA_252901108_Capacity	GNA_252901108_Capacity	DDOR1031	SEMITROPIC BANK 4	Bank and Feeder	\$15,800	N/A	New	5/1/2026			7	Capacity	CC	MW
DDOR1033_GNA_1634806_Capacity	GNA_1634806_Capacity	DDOR1033	WEBER BANK 7	Bank and Feeder	\$19,965	N/A	New	5/1/2026			7	Capacity	22.97	MW
DDOR1033_GNA_1631303_Capacity	GNA_1631303_Capacity	DDOR1033	WEBER BANK 7	Bank and Feeder	\$19,965	N/A	New	5/1/2026			7	Capacity	4.45	MW
DDOR1033_GNA_163481110_Capacity	GNA_163481110_Capacity	DDOR1033	WEBER BANK 7	Bank and Feeder	\$19,965	N/A	New	5/1/2026			7	Capacity	24.11	MW
DDOR1033_GNA_163481109_Capacity	GNA_163481109_Capacity	DDOR1033	WEBER BANK 7	Bank and Feeder	\$19,965	N/A	New	5/1/2026			7	Capacity	CC	MW
DDOR1033_GNA_163481102_Capacity	GNA_163481102_Capacity	DDOR1033	WEBER BANK 7	Bank and Feeder	\$19,965	N/A	New	5/1/2026			7	Capacity	1.08	MW
DDOR104_GNA_0425606_Capacity	GNA_0425606_Capacity	DDOR104	FULTON BANK 5	Bank and Feeder	\$17,576	N/A	Existing	5/1/2025			8	Capacity	7.64	MW
DDOR104_GNA_0425605_Capacity	GNA_0425605_Capacity	DDOR104	FULTON BANK 5	Bank and Feeder	\$17,576	N/A	Existing	5/1/2025			8	Capacity	6.27	MW
DDOR104_GNA_0425702_Capacity	GNA_0425702_Capacity	DDOR104	FULTON BANK 5	Bank and Feeder	\$17,576	N/A	Existing	5/1/2025			8	Capacity	5.74	MW

PG&E 2022 Distribution Deferral Opportunity Report (DDOR)
Appendix E: LNBA - Planned Investments - Project Specific Inputs
Version Date: 08/15/2023
Public

Unique ID	GNA ID	DDOR ID	Project Name	Project Type	Capital Cost (2022 \$)			In Service Date/DER Install Year	Grid Need Energy (MWh/yr)	Peak Day Energy (MWh)	Deferral Years	Distribution Service Required	Grid Need (MW/Vpu/MVAR)	Units
					Substation Equipment (\$000)	Primary Feeder/Line section (\$000)	New or Existing Equipment							
DDOR104_GNA_042561105_Capacity	GNA_042561105_Capacity	DDOR104	FULTON BANK 5	Bank and Feeder	\$17,576	N/A	Existing	5/1/2025			8	Capacity	3.21	MW
DDOR104_GNA_042561101_Capacity	GNA_042561101_Capacity	DDOR104	FULTON BANK 5	Bank and Feeder	\$17,576	N/A	Existing	5/1/2025			8	Capacity	2.65	MW
DDOR1069_GNA_024261105_Capacity	GNA_024261105_Capacity	DDOR1069	BRIAR 1101	Feeder	N/A	\$25	New	10/1/2023			10	Capacity	CC	MW
DDOR1072_GNA_063601109_Capacity	GNA_063601109_Capacity	DDOR1072	PEABODY 2106	Feeder	N/A	\$2,286	Existing	5/31/2025			8	Capacity	CC	MW
DDOR1076_GNA_0828303_Capacity	GNA_0828303_Capacity	DDOR1076	MONTAGUE 2106	Feeder	N/A	\$1,220	New	9/30/2023			10	Capacity	11.18	MW
DDOR1076_GNA_082832112_Capacity	GNA_082832112_Capacity	DDOR1076	MONTAGUE 2106	Feeder	N/A	\$1,220	New	9/30/2023			10	Capacity	CC	MW
DDOR1077_GNA_0831803_Capacity	GNA_0831803_Capacity	DDOR1077	LLAGAS 2102	Feeder	N/A	\$914	New	5/31/2025			8	Capacity	20.64	MW
DDOR1077_GNA_083182107_Capacity	GNA_083182107_Capacity	DDOR1077	LLAGAS 2102	Feeder	N/A	\$914	New	5/31/2025			8	Capacity	12.80	MW
DDOR1077_GNA_083182103_Capacity	GNA_083182103_Capacity	DDOR1077	LLAGAS 2102	Feeder	N/A	\$914	New	5/31/2025			8	Capacity	5.15	MW
DDOR1078_GNA_082921107_Capacity	GNA_082921107_Capacity	DDOR1078	EL PATIO 1101 AND EL PATIO 1111	Feeder	N/A	\$190	Existing	6/1/2024			9	Capacity	2.39	MW
DDOR1085_GNA_2546101_Capacity	GNA_2546101_Capacity	DDOR1085	MADERA 1117	Line Section	N/A	\$1,764	New	5/1/2023			10	Capacity	11.25	MW
DDOR1085_GNA_2553901_Capacity	GNA_2553901_Capacity	DDOR1085	MADERA 1117	Line Section	N/A	\$1,764	New	5/1/2023			10	Capacity	11.38	MW
DDOR1085_GNA_254611104_Capacity	GNA_254611104_Capacity	DDOR1085	MADERA 1117	Line Section	N/A	\$1,764	New	5/1/2023			10	Capacity	4.89	MW
DDOR1085_GNA_255391102_Capacity	GNA_255391102_Capacity	DDOR1085	MADERA 1117	Line Section	N/A	\$1,764	New	5/1/2023			10	Capacity	4.40	MW
DDOR113_GNA_1628801_Capacity	GNA_1628801_Capacity	DDOR113	BANTA BANK 1	Bank	\$17,233	N/A	Existing	11/1/2025			8	Capacity	8.29	MW
DDOR113_GNA_162881102_Capacity	GNA_162881102_Capacity	DDOR113	BANTA BANK 1	Bank	\$17,233	N/A	Existing	11/1/2025			8	Capacity	8.58	MW
DDOR140_GNA_0821601_Capacity	GNA_0821601_Capacity	DDOR140	LOYOLA BANK 1	Bank and Feeder	\$4,544	N/A	Existing	12/20/2023			10	Capacity	1.40	MW
DDOR140_GNA_082160401_Capacity	GNA_082160401_Capacity	DDOR140	LOYOLA BANK 1	Bank and Feeder	\$4,544	N/A	Existing	12/20/2023			10	Capacity	0.47	MW
DDOR140_GNA_082160403_Capacity	GNA_082160403_Capacity	DDOR140	LOYOLA BANK 1	Bank and Feeder	\$4,544	N/A	Existing	12/20/2023			10	Capacity	0.63	MW
DDOR149_GNA_0421501_Capacity	GNA_0421501_Capacity	DDOR149	MONROE 1106	Feeder	N/A	\$5,700	New	6/1/2025			8	Capacity	24.97	MW
DDOR149_GNA_042151102_Capacity	GNA_042151102_Capacity	DDOR149	MONROE 1106	Feeder	N/A	\$5,700	New	6/1/2025			8	Capacity	10.29	MW
DDOR149_GNA_042151103_Capacity	GNA_042151103_Capacity	DDOR149	MONROE 1106	Feeder	N/A	\$5,700	New	6/1/2025			8	Capacity	14.15	MW
DDOR149_GNA_043301105_Capacity	GNA_043301105_Capacity	DDOR149	MONROE 1106	Feeder	N/A	\$5,700	New	6/1/2025			8	Capacity	2.80	MW
DDOR149_GNA_042151108_Capacity	GNA_042151108_Capacity	DDOR149	MONROE 1106	Feeder	N/A	\$5,700	New	6/1/2025			8	Capacity	5.19	MW
DDOR184_GNA_152901103_Capacity	GNA_152901103_Capacity	DDOR184	MARYSVILLE 1105	Line Section	N/A	\$508	New	5/1/2024			9	Capacity	3.85	MW
DDOR2016_GNA_1823501_Capacity	GNA_1823501_Capacity	DDOR2016	DOLAN ROAD BANK 2	Feeder	N/A	\$1,846	Existing	12/1/2025			8	Capacity	4.90	MW
DDOR203_GNA_1824601_Capacity	GNA_1824601_Capacity	DDOR203	SALINAS 1104	Feeder	N/A	\$928	Existing	12/1/2025			8	Capacity	CC	MW
DDOR2066_GNA_102521101_Capacity	GNA_102521101_Capacity	DDOR2066	OROVILLE 1101	Feeder	N/A	\$10	Existing	6/1/2024			9	Capacity	2.66	MW
DDOR2130_GNA_1825401_Capacity	GNA_1825401_Capacity	DDOR2130	TEMPLETON 2111	Feeder	N/A	\$80	Existing	7/14/2023			10	Capacity	11.52	MW
DDOR2132_GNA_1825401_Capacity	GNA_1825401_Capacity	DDOR2132	ATASCADERO 1102	Feeder	N/A	\$293	Existing	5/31/2025			8	Capacity	11.52	MW
DDOR2201_GNA_0631701_Capacity	GNA_0631701_Capacity	DDOR2201	ZAMORA 1107	Feeder	N/A	\$490	Existing	9/1/2023			10	Capacity	1.26	MW
DDOR2201_GNA_063171103_Capacity	GNA_063171103_Capacity	DDOR2201	ZAMORA 1107	Feeder	N/A	\$490	Existing	9/1/2023			10	Capacity	1.83	MW
DDOR1049_GNA_1823501_Capacity	GNA_1823501_Capacity	DDOR1049	FORT ORD 2107 AND CASTROVILLE 2104	Line Section	N/A	\$4,690	Existing	5/31/2024			9	Capacity	4.90	MW

Calculations	Descriptions and Assumptions	Used to Calculate Grid Need Certainty?	Score	Data Source
Q0: DDOR ID: Project Name	A concatenation of DDOR ID and Project Name to provide details about the project.	No	N/A	DIDF Candidate Deferrals
Q1: Agricultural spatial load growth at the substation level, for the grid need.	Agriculture spatial load growth at the substation level for the specific project's grid need. If a project's associated substation does not receive any agriculture spatial load growth, it would be assigned with a "None" scoring. If a project's associated substation receives 0 to 2MW spatial load growth on Agriculture, assigned with a "Low" scoring; and greater than 2MW would receive a "High" scoring.	Yes	None: 0 MW Low: 0-2 MW High: >2 MW	Spatial Load Growth
Q2: Commercial spatial load growth at the substation level, for the grid need.	Commercial spatial load growth at the substation level for the specific project's grid need. If a project's associated substation does not receive any commercial spatial load growth, it would be assigned with a "None" scoring. If a project's associated substation receives 0 to 2MW spatial load growth on Commercial, assigned with a "Low" scoring; and greater than 2MW would receive a "High" scoring.	Yes	None: 0 MW Low: 0-2 MW High: >2 MW	Spatial Load Growth
Q3: Domestic spatial load growth at the substation level, for the grid need.	Domestic spatial load growth at the substation level for the specific project's grid need. If a project's associated substation does not receive any domestic spatial load growth, it would be assigned with a "None" scoring. If a project's associated substation receives 0 to 2MW spatial load growth on Domestic, assigned with a "Low" scoring; and greater than 2MW would receive a "High" scoring.	Yes	None: 0 MW Low: 0-2 MW High: >2 MW	Spatial Load Growth
Q4: EV spatial load growth at the substation level, for the grid need.	EV spatial load growth at the substation level for the specific project's grid need. If a project's associated substation does not receive any EV spatial load growth, it would be assigned with a "None" scoring. If a project's associated substation receives 0 to 2MW spatial load growth on EV, assigned with a "Low" scoring; and greater than 2MW would receive a "High" scoring.	Yes	None: 0 MW Low: 0-2 MW High: >2 MW	EV DCFC
Q5: Industrial spatial load growth at the substation level, for the grid need.	Industrial spatial load growth at the substation level for the specific project's grid need. If a project's associated substation does not receive any industrial spatial load growth, it would be assigned with a "None" scoring. If a project's associated substation receives 0 to 2MW spatial load growth on Industrial, assigned with a "Low" scoring; and greater than 2MW would receive a "High" scoring.	Yes	None: 0 MW Low: 0-2 MW High: >2 MW	Spatial Load Growth
Q6: Asset health risk based on condition for the project and all grid need locations	Indicates asset health risk level associated with the project's grid need locations, ranging from low, medium, and high, which are assigned with scoring 3, 6, and 10, respectively. If one project has multiple grid needs, pick the need with the highest level of risk for the project. For instance, if one project has three grid needs, with risk levels of "Low, Med, High", we select "High" as the overall asset health risk level for the project.	Yes	High - 10 Med - 6 Low - 3	Transformer Bank Replacement List
Overall Grid Need Certainty Score	A negated, summed score to indicate an asset's certainty level. A higher (more positive) score indicates a higher certainty level, to be implemented as part of the Prioritization Metrics calculations in Appendix C. Scale ranging from -60 to 0 potentially.	Final Result	Potential range from -60 to 0. The 6 submetrics are summed up and negated	Scores for Q1 through Q6

DDOR ID	Project Name	Q0: DDOR ID: Project Name	Q1: Agricultural spatial load growth at the substation level, for the grid need.	Q2: Commercial spatial load growth at the substation level, for the grid need.	Q3: Domestic spatial load growth at the substation level, for the grid need.	Q4: EV spatial load growth at the substation level, for the grid need.	Q5: Industrial spatial load growth at the substation level, for the grid need.	Q6: Asset health risk based on condition for the project and all grid need locations	Q1 Score	Q2 Score	Q3 Score	Q4 Score	Q5 Score	Q6 Score	Overall Grid Need Certainty Score
DDOR075	GIFFEN BANK 2	DDOR075: GIFFEN BANK 2	NONE	NONE	NONE	NONE	NONE	HIGH	0	0	0	0	0	10	-10
DDOR077	STOREY 1103	DDOR077: STOREY 1103	LOW	HIGH	HIGH	HIGH	HIGH	HIGH	5	10	10	10	10	10	-55
DDOR080	GREEN VALLEY BANK 4	DDOR080: GREEN VALLEY BANK 4	LOW	HIGH	HIGH	NONE	HIGH	HIGH	5	10	10	0	10	10	-45
DDOR081	AIRWAYS BANK 3	DDOR081: AIRWAYS BANK 3	HIGH	HIGH	HIGH	LOW	HIGH	HIGH	10	10	10	5	10	10	-55
DDOR083	BELLE HAVEN BANK 4	DDOR083: BELLE HAVEN BANK 4	LOW	HIGH	HIGH	LOW	HIGH	HIGH	5	10	10	5	10	10	-50
DDOR085	RIPON 1705	DDOR085: RIPON 1705	HIGH	HIGH	HIGH	HIGH	HIGH	HIGH	10	10	10	10	10	10	-60
DDOR087	VIERRA BANK 3	DDOR087: VIERRA BANK 3	HIGH	HIGH	HIGH	LOW	HIGH	HIGH	10	10	10	5	10	10	-55
DDOR096	WOLFE 1111 AND 1112	DDOR096: WOLFE 1111 AND 1112	LOW	HIGH	HIGH	LOW	HIGH	HIGH	5	10	10	5	10	10	-50
DDOR1001	CAMDEN 1106	DDOR1001: CAMDEN 1106	LOW	HIGH	HIGH	NONE	HIGH	HIGH	5	10	10	0	10	10	-45
DDOR1002	WEST FRESNO 1113	DDOR1002: WEST FRESNO 1113	HIGH	HIGH	HIGH	HIGH	HIGH	HIGH	10	10	10	10	10	10	-60
DDOR1003	LEMOORE 1106	DDOR1003: LEMOORE 1106	LOW	HIGH	HIGH	NONE	HIGH	HIGH	5	10	10	0	10	10	-45
DDOR1022	CORRAL 1104	DDOR1022: CORRAL 1104	NONE	NONE	NONE	NONE	NONE	LOW	0	0	0	0	0	3	-3
DDOR1027	MILLBRAE SUBSTATION	DDOR1027: MILLBRAE SUBSTATION	NONE	NONE	NONE	LOW	NONE	HIGH	0	0	0	5	0	10	-15
DDOR1029	7TH STANDARD BANK 2	DDOR1029: 7TH STANDARD BANK 2	LOW	HIGH	HIGH	NONE	HIGH	MED	5	10	10	0	10	6	-41
DDOR1031	SEMITROPIC BANK 4	DDOR1031: SEMITROPIC BANK 4	LOW	HIGH	HIGH	NONE	LOW	HIGH	5	5	10	0	5	10	-35
DDOR1033	WEBER BANK 7	DDOR1033: WEBER BANK 7	HIGH	HIGH	HIGH	HIGH	HIGH	HIGH	10	10	10	10	10	10	-60

PG&E 2023 Distribution Deferral Opportunity Report (DDOR)

Appendix G: Known Load Project Tracking Data

Version Date: 8/15/2023

Public

Circuit	Unique Identifier	Type	Category	IEPR Status	Load Amount (MVA)	Initial Service Request Date	Current Expected In-Service Date	Status	Actual In-Service Date	Actual Load Amount
HATTON 1101	2223501	Commercial	Business	N/A	CC	3/18/2022	2023	Service Requested	N/A	N/A
HATTON 1101	2223502	Transportation	LD EV	N/A	CC	3/22/2022	2023	Service Requested	N/A	N/A
LAURELES 1111	2223330	Industrial	Facilities	N/A	CC	12/23/2021	2023	Service Requested	N/A	N/A
OTTER 1102	2529389	Transportation	MD/HD EV	N/A	CC	4/5/2022	2024	Service Requested	N/A	N/A
CAMPHORA 1101	2223018	Commercial	Business	N/A	CC	6/18/2022	2023	Service Requested	N/A	N/A
GONZALES 1101	2054231	Agriculture	Agriculture	N/A	CC	5/13/2021	2023	Service Requested	N/A	N/A
GONZALES 1101	2221470	Agriculture	Agriculture	N/A	CC	5/13/2021	2023	Service Requested	N/A	N/A
LOS COCHES 1101	2222114	Commercial	Business	N/A	CC	12/2/2021	2023	Service Requested	N/A	N/A
LOS COCHES 1101	2223015	Transportation	MD/HD EV	N/A	CC	8/2/2022	2023	Service Requested	N/A	N/A
LOS COCHES 1101	2223323	Agriculture	Agriculture	N/A	CC	7/13/2022	2023	Service Requested	N/A	N/A
LOS OSITOS 2101	2223546	Residential	Home Construction	N/A	CC	1/16/2022	2023	Service Requested	N/A	N/A
LOS OSITOS 2101	2222463	Residential	Home Construction	N/A	CC	12/21/2021	2023	Service Requested	N/A	N/A
LOS OSITOS 2101	2222122	Industrial	Cultivation	N/A	CC	3/9/2022	2023	Service Requested	N/A	N/A
LOS OSITOS 2101	2054411	Industrial	Cultivation	N/A	CC	2/2/2021	2023	Request Canceled	N/A	N/A
LOS OSITOS 2101	2053703	Commercial	Business	N/A	CC	12/14/2020	2023	Service Requested	N/A	N/A
LOS OSITOS 2101	1676164	Residential	Home Construction	N/A	CC	N/A	2023	Monitor Load	N/A	N/A
SOLEDAD 2101	1999704	Agriculture	Agriculture	N/A	CC	6/8/2020	2023	Monitor Load	N/A	N/A
SOLEDAD 2101	2222113	Residential	Home Construction	N/A	CC	10/14/2021	2023	Monitor Load	N/A	N/A
HOLLISTER 2101	2222996	Commercial	Business	N/A	CC	N/A	2023	Monitor Load	N/A	N/A
HOLLISTER 2102	2223545	Transportation	MD/HD EV	N/A	CC	9/23/2022	2023	Monitor Load	N/A	N/A
HOLLISTER 2102	2053118	Industrial	Facilities	N/A	CC	10/16/2020	2023	Service Requested	N/A	N/A
HOLLISTER 2103	1676231	Commercial	Business	N/A	CC	N/A	2023	Monitor Load	N/A	N/A
HOLLISTER 2103	2222925	Residential	Home Construction	N/A	CC	5/3/2022	2024	Service Requested	N/A	N/A
HOLLISTER 2105	2224016	Residential	Home Construction	N/A	CC	N/A	2024	Monitor Load	N/A	N/A
HOLLISTER 2105	2224017	Residential	Home Construction	N/A	CC	N/A	2025	Monitor Load	N/A	N/A
HOLLISTER 2105	2529705	Residential	Home Construction	N/A	CC	5/6/2022	2025	Service Requested	N/A	N/A
HOLLISTER 2105	2529806	Commercial	Business	N/A	CC	6/8/2022	2025	Service Requested	N/A	N/A
HOLLISTER 2105	2052833	Residential	Home Construction	N/A	CC	5/6/2022	2023	Service Requested	N/A	N/A
HOLLISTER 2105	1999706	Residential	Home Construction	N/A	CC	N/A	2023	Monitor Load	N/A	N/A
HOLLISTER 2105	2221539	Residential	Home Construction	N/A	CC	5/19/2022	2024	Service Requested	N/A	N/A
HOLLISTER 2105	2221540	Residential	Home Construction	N/A	CC	N/A	2024	Monitor Load	N/A	N/A
HOLLISTER 2105	2221541	Residential	Home Construction	N/A	CC	12/20/2019	2024	Monitor Load	N/A	N/A
HOLLISTER 2105	2221542	Residential	Home Construction	N/A	CC	5/6/2022	2024	Service Requested	N/A	N/A
HOLLISTER 2105	2053694	Commercial	Business	N/A	CC	2/4/2021	2023	Monitor Load	N/A	N/A
HOLLISTER 2105	2053878	Residential	Home Construction	N/A	CC	5/19/2022	2023	Service Requested	N/A	N/A
HOLLISTER 2104	2051942	Transportation	MD/HD EV	N/A	CC	N/A	2025	Monitor Load	N/A	N/A
HOLLISTER 2104	2052062	Industrial	Cultivation	N/A	CC	1/8/2019	2024	Monitor Load	N/A	N/A
HOLLISTER 2104	1676097	Commercial	Business	N/A	CC	11/18/2019	2023	Monitor Load	N/A	N/A
HOLLISTER 2104	823824	Industrial	Cultivation	N/A	CC	1/8/2019	2024	Service Requested	N/A	N/A
HOLLISTER 2104	2529783	Industrial	Facilities	N/A	CC	N/A	2025	Monitor Load	N/A	N/A

PG&E 2023 Distribution Deferral Opportunity Report (DDOR)

Appendix G: Known Load Project Tracking Data

Version Date: 8/15/2023

Public

Circuit	Unique Identifier	Type	Category	IEPR Status	Load Amount (MVA)	Initial Service Request Date	Current Expected In-Service Date	Status	Actual In-Service Date	Actual Load Amount
HOLLISTER 2104	2529792	Transportation	MD/HD EV	N/A	CC	6/29/2022	2024	Service Requested	N/A	N/A
HOLLISTER 2104	2529795	Commercial	Business	N/A	CC	N/A	2023	Monitor Load	N/A	N/A
HOLLISTER 2104	2529709	Commercial	Business	N/A	CC	N/A	2024	Monitor Load	N/A	N/A
HOLLISTER 2104	2529710	Industrial	Cultivation	N/A	CC	10/19/2021	2024	Service Requested	N/A	N/A
HOLLISTER 2104	2529725	Commercial	Business	N/A	CC	9/30/2022	2024	Service Requested	N/A	N/A
HOLLISTER 2104	2223836	Transportation	MD/HD EV	N/A	CC	N/A	2023	Monitor Load	N/A	N/A
HOLLISTER 2104	2223837	Transportation	MD/HD EV	N/A	CC	N/A	2024	Monitor Load	N/A	N/A
HOLLISTER 2104	2223838	Transportation	MD/HD EV	N/A	CC	N/A	2026	Monitor Load	N/A	N/A
HOLLISTER 2104	2529409	Commercial	Business	N/A	CC	N/A	2023	Monitor Load	N/A	N/A
HOLLISTER 2104	2529412	Commercial	Business	N/A	CC	N/A	2023	Monitor Load	N/A	N/A
HOLLISTER 2104	2397473	Industrial	Facilities	N/A	CC	3/23/2022	2023	Service Requested	N/A	N/A
HOLLISTER 2104	2397474	Agriculture	Agriculture	N/A	CC	1/25/2022	2024	Service Requested	N/A	N/A
HOLLISTER 2104	2222668	Commercial	Business	N/A	CC	5/4/2022	2024	Service Requested	N/A	N/A
KING CITY 1102	824494	Industrial	Cultivation	N/A	CC	8/22/2017	2023	Service Requested	N/A	N/A
KING CITY 1102	2221888	Industrial	Cultivation	N/A	CC	6/16/2021	2023	Request Canceled	N/A	N/A
KING CITY 1102	2221928	Industrial	Cultivation	N/A	CC	5/25/2021	2023	Request Canceled	N/A	N/A
KING CITY 1102	2221929	Commercial	Business	N/A	CC	6/16/2021	2023	Request Canceled	N/A	N/A
KING CITY 1101	2054049	Transportation	MD/HD EV	N/A	CC	10/12/2021	2023	Service Requested	N/A	N/A
KING CITY 1101	2223212	Transportation	MD/HD EV	N/A	CC	11/30/2021	2023	Service Requested	N/A	N/A
VIEJO 2202	2529570	Commercial	Business	N/A	CC	11/17/2022	2023	Service Requested	N/A	N/A
VIEJO 2202	2052462	Commercial	Business	N/A	CC	6/26/2020	2023	Monitor Load	N/A	N/A
VIEJO 2204	2223390	Transportation	MD/HD EV	N/A	CC	8/22/2022	2023	Service Requested	N/A	N/A
VIEJO 2203	2222563	Commercial	Business	N/A	CC	3/15/2021	2023	Service Requested	N/A	N/A
VIEJO 2203	2368666	Commercial	Business	N/A	CC	10/19/2020	2023	Service Requested	N/A	N/A
OILFIELDS 1102	2054430	Transportation	MD/HD EV	N/A	CC	11/5/2021	2023	Service Requested	N/A	N/A
CASTROVILLE 2104	2053876	Industrial	Cultivation	N/A	CC	10/30/2020	2024	Service Requested	N/A	N/A
CASTROVILLE 2104	2052730	Industrial	Cultivation	N/A	CC	4/10/2020	2023	Service Requested	N/A	N/A
CASTROVILLE 2104	2052731	Industrial	Cultivation	N/A	CC	2/15/2020	2023	Monitor Load	N/A	N/A
CASTROVILLE 2104	1676094	Industrial	Cultivation	N/A	CC	8/6/2020	2024	Service Requested	N/A	N/A
CASTROVILLE 2104	1676243	Agriculture	Agriculture	N/A	CC	7/9/2020	2023	Monitor Load	N/A	N/A
DOLAN ROAD 1103	2223774	Commercial	Business	N/A	CC	N/A	2023	Monitor Load	N/A	N/A
DOLAN ROAD 1103	2223775	Commercial	Business	N/A	CC	12/6/2021	2023	Service Requested	N/A	N/A
PRUNEDALE 1107	2529574	Transportation	MD/HD EV	N/A	CC	12/7/2022	2023	Service Requested	N/A	N/A
PRUNEDALE 1107	2053516	Transportation	MD/HD EV	N/A	CC	7/9/2021	2023	Service Requested	N/A	N/A
PRUNEDALE 1107	2053304	Transportation	MD/HD EV	N/A	CC	1/27/2020	2023	Service Requested	N/A	N/A
BORONDA 1101	2223668	Transportation	MD/HD EV	N/A	CC	N/A	2023	Monitor Load	N/A	N/A
BUENA VISTA 1101	1207708	Commercial	Business	N/A	CC	7/12/2018	2023	Monitor Load	N/A	N/A
BUENA VISTA 1102	823849	Industrial	Cultivation	N/A	CC	7/4/2017	2023	Monitor Load	N/A	N/A
BUENA VISTA 1104	2222052	Transportation	MD/HD EV	N/A	CC	1/26/2022	2023	Service Requested	N/A	N/A
GABILAN 1101	824031	Industrial	Cultivation	N/A	CC	3/14/2017	2023	Monitor Load	N/A	N/A

PG&E 2023 Distribution Deferral Opportunity Report (DDOR)

Appendix G: Known Load Project Tracking Data

Version Date: 8/15/2023

Public

Circuit	Unique Identifier	Type	Category	IEPR Status	Load Amount (MVA)	Initial Service Request Date	Current Expected In-Service Date	Status	Actual In-Service Date	Actual Load Amount
GABILAN 1101	2222554	Transportation	MD/HD EV	N/A	CC	3/2/2022	2023	Service Requested	N/A	N/A
GABILAN 1102	1671935	Industrial	Cultivation	N/A	CC	5/14/2019	2023	Monitor Load	N/A	N/A
INDUSTRIAL ACRES 0415	2051839	Transportation	MD/HD EV	N/A	CC	N/A	2023	Monitor Load	N/A	N/A
INDUSTRIAL ACRES 0412	2222577	Residential	Home Construction	N/A	CC	3/21/2022	2023	Service Requested	N/A	N/A
INDUSTRIAL ACRES 0411	2223414	Industrial	Facilities	N/A	CC	4/25/2022	2023	Monitor Load	N/A	N/A
INDUSTRIAL ACRES 0411	2529443	Commercial	Business	N/A	CC	4/25/2022	2023	Monitor Load	N/A	N/A
INDUSTRIAL ACRES 0411	1207489	Commercial	Business	N/A	CC	10/29/2018	2023	Monitor Load	N/A	N/A
SALINAS 1102	2221473	Residential	Home Construction	N/A	CC	10/1/2021	2023	Service Requested	N/A	N/A
SALINAS 1101	2223830	Transportation	MD/HD EV	N/A	CC	9/2/2022	2023	Service Requested	N/A	N/A
SALINAS 1106	2223907	Transportation	MD/HD EV	N/A	CC	10/27/2022	2023	Service Requested	N/A	N/A
SALINAS 1106	2223494	Transportation	MD/HD EV	N/A	CC	9/22/2022	2023	Service Requested	N/A	N/A
SALINAS 1106	2054344	Commercial	Business	N/A	CC	3/29/2021	2023	Service Requested	N/A	N/A
SALINAS 1106	2222115	Transportation	MD/HD EV	N/A	CC	10/11/2021	2023	Service Requested	N/A	N/A
SALINAS 1106	2053124	Commercial	Business	N/A	CC	1/4/2021	2023	Monitor Load	N/A	N/A
SALINAS 1107	2221973	Commercial	Business	N/A	CC	N/A	2023	Monitor Load	N/A	N/A
SALINAS 1103	2221985	Transportation	MD/HD EV	N/A	CC	12/13/2021	2023	Service Requested	N/A	N/A
SALINAS 1103	2053128	Residential	Home Construction	N/A	CC	N/A	2023	Monitor Load	N/A	N/A
SALINAS 1103	2397437	Transportation	MD/HD EV	N/A	CC	11/17/2022	2023	Monitor Load	N/A	N/A
SALINAS 1104	1207855	Commercial	Business	N/A	CC	4/18/2018	2023	Service Requested	N/A	N/A
SALINAS 1105	2529480	Commercial	Business	N/A	CC	N/A	2023	Monitor Load	N/A	N/A
SPENCE 1102	2223685	Industrial	Cultivation	N/A	CC	4/27/2020	2024	Monitor Load	N/A	N/A
SPENCE 1102	2223103	Agriculture	Agriculture	N/A	CC	4/13/2021	2027	Service Requested	N/A	N/A
SPENCE 1102	2223104	Agriculture	Agriculture	N/A	CC	4/13/2021	2027	Service Requested	N/A	N/A
SPENCE 1102	2052573	Industrial	Cultivation	N/A	CC	N/A	2024	Monitor Load	N/A	N/A
SPENCE 1102	2052576	Industrial	Cultivation	N/A	CC	4/27/2020	2023	Monitor Load	N/A	N/A
SPENCE 1102	2052577	Industrial	Cultivation	N/A	CC	9/16/2020	2024	Monitor Load	N/A	N/A
SPENCE 1102	2052578	Industrial	Cultivation	N/A	CC	6/25/2020	2024	Monitor Load	N/A	N/A
SPENCE 1102	2052581	Industrial	Cultivation	N/A	CC	6/3/2020	2024	Service Requested	N/A	N/A
SPENCE 1102	2052582	Industrial	Cultivation	N/A	CC	8/16/2021	2027	Service Requested	N/A	N/A
SPENCE 1102	2052583	Industrial	Cultivation	N/A	CC	8/16/2021	2027	Service Requested	N/A	N/A
SPENCE 1102	2052585	Industrial	Cultivation	N/A	CC	4/5/2017	2023	Service Requested	N/A	N/A
SPENCE 1102	2052587	Industrial	Cultivation	N/A	CC	4/30/2019	2024	Service Requested	N/A	N/A
SPENCE 1102	2054442	Industrial	Cultivation	N/A	CC	1/19/2021	2027	Service Requested	N/A	N/A
SPENCE 1102	2054443	Industrial	Cultivation	N/A	CC	1/19/2021	2027	Service Requested	N/A	N/A
SPENCE 1102	2054444	Industrial	Cultivation	N/A	CC	1/19/2021	2027	Service Requested	N/A	N/A
SPENCE 1102	2054445	Industrial	Cultivation	N/A	CC	1/19/2021	2027	Service Requested	N/A	N/A
SPENCE 1102	2054446	Industrial	Cultivation	N/A	CC	1/19/2021	2027	Service Requested	N/A	N/A
SPENCE 1102	2054447	Industrial	Cultivation	N/A	CC	1/19/2021	2027	Service Requested	N/A	N/A
SPENCE 1102	2054448	Industrial	Cultivation	N/A	CC	1/19/2021	2027	Service Requested	N/A	N/A
SPENCE 1104	2054449	Industrial	Cultivation	N/A	CC	1/21/2021	2027	Service Requested	N/A	N/A

PG&E 2023 Distribution Deferral Opportunity Report (DDOR)

Appendix G: Known Load Project Tracking Data

Version Date: 8/15/2023

Public

Circuit	Unique Identifier	Type	Category	IEPR Status	Load Amount (MVA)	Initial Service Request Date	Current Expected In-Service Date	Status	Actual In-Service Date	Actual Load Amount
SPENCE 1104	2221681	Industrial	Cultivation	N/A	CC	4/13/2021	2027	Service Requested	N/A	N/A
SPENCE 1104	2054025	Industrial	Cultivation	N/A	CC	10/20/2020	2027	Service Requested	N/A	N/A
SPENCE 1104	2052604	Industrial	Cultivation	N/A	CC	5/12/2020	2027	Service Requested	N/A	N/A
SPENCE 1104	2052605	Industrial	Cultivation	N/A	CC	7/30/2020	2024	Service Requested	N/A	N/A
SPENCE 1104	2052606	Industrial	Cultivation	N/A	CC	N/A	2027	Monitor Load	N/A	N/A
SPENCE 1104	2052607	Industrial	Cultivation	N/A	CC	7/29/2020	2024	Service Requested	N/A	N/A
SPENCE 1104	2052608	Industrial	Cultivation	N/A	CC	7/29/2020	2024	Service Requested	N/A	N/A
SPENCE 1104	2529448	Industrial	Cultivation	N/A	CC	2/15/2022	2027	Service Requested	N/A	N/A
SPENCE 1104	2529449	Industrial	Cultivation	N/A	CC	2/15/2022	2027	Service Requested	N/A	N/A
SPENCE 1105	2052609	Industrial	Cultivation	N/A	CC	8/17/2020	2024	Monitor Load	N/A	N/A
SPENCE 1105	2052612	Industrial	Cultivation	N/A	CC	3/23/2017	2024	Monitor Load	N/A	N/A
SPENCE 1105	2053393	Industrial	Cultivation	N/A	CC	3/23/2017	2024	Monitor Load	N/A	N/A
BEN LOMOND 0401	2529668	Transportation	MD/HD EV	N/A	CC	12/8/2021	2023	Service Requested	N/A	N/A
PAUL SWEET 2103	2529704	Transportation	MD/HD EV	N/A	CC	N/A	2023	Monitor Load	N/A	N/A
PAUL SWEET 2103	2223300	Transportation	MD/HD EV	N/A	CC	4/27/2021	2023	Service Requested	N/A	N/A
PAUL SWEET 2103	2222841	Transportation	MD/HD EV	N/A	CC	6/2/2022	2023	Service Requested	N/A	N/A
PAUL SWEET 2104	2223063	Transportation	MD/HD EV	N/A	CC	5/11/2022	2023	Monitor Load	N/A	N/A
PAUL SWEET 2104	2529582	Transportation	MD/HD EV	N/A	CC	12/7/2022	2023	Service Requested	N/A	N/A
PAUL SWEET 2104	2529352	Transportation	MD/HD EV	N/A	CC	11/11/2022	2023	Monitor Load	N/A	N/A
PAUL SWEET 2104	2221463	Transportation	MD/HD EV	N/A	CC	11/15/2021	2023	Service Requested	N/A	N/A
PAUL SWEET 2104	1207317	Commercial	Business	N/A	CC	10/8/2018	2023	Service Requested	N/A	N/A
PAUL SWEET 2104	1676297	Transportation	MD/HD EV	N/A	CC	4/22/2020	2023	Monitor Load	N/A	N/A
PAUL SWEET 2105	2053532	Commercial	Business	N/A	CC	9/10/2020	2023	Monitor Load	N/A	N/A
PAUL SWEET 2105	2292505	Transportation	MD/HD EV	N/A	CC	N/A	2023	Monitor Load	N/A	N/A
PAUL SWEET 2107	2397456	Residential	Home Construction	N/A	CC	10/12/2022	2023	Service Requested	N/A	N/A
PAUL SWEET 2107	2223095	Commercial	Business	N/A	CC	N/A	2023	Monitor Load	N/A	N/A
PAUL SWEET 2107	2223133	Commercial	Business	N/A	CC	8/1/2016	2023	Monitor Load	N/A	N/A
PAUL SWEET 2107	2223207	Industrial	Facilities	N/A	CC	11/16/2020	2023	Service Requested	N/A	N/A
PAUL SWEET 2106	2223667	Residential	Home Construction	N/A	CC	4/22/2022	2023	Service Requested	N/A	N/A
PAUL SWEET 2106	2529568	Transportation	MD/HD EV	N/A	CC	12/2/2022	2023	Service Requested	N/A	N/A
SOQUEL 0402	2223904	Commercial	Business	N/A	CC	N/A	2023	Monitor Load	N/A	N/A
DEL MONTE 2102	2223144	Commercial	Business	N/A	CC	N/A	2023	Monitor Load	N/A	N/A
DEL MONTE 2102	2223347	Transportation	MD/HD EV	N/A	CC	6/2/2022	2023	Service Requested	N/A	N/A
DEL MONTE 2102	2222945	Commercial	Business	N/A	CC	5/25/2021	2023	Service Requested	N/A	N/A
DEL MONTE 2102	2221481	Commercial	Business	N/A	CC	1/8/2020	2023	Service Requested	N/A	N/A
DEL MONTE 2102	2222040	Industrial	Facilities	N/A	CC	8/8/2021	2023	Service Requested	N/A	N/A
DEL MONTE 2102	2222041	Industrial	Facilities	N/A	CC	1/25/2022	2023	Service Requested	N/A	N/A
DEL MONTE 2102	2222216	Transportation	MD/HD EV	N/A	CC	2/14/2022	2023	Service Requested	N/A	N/A
DEL MONTE 2102	2053157	Residential	Home Construction	N/A	CC	8/5/2019	2023	Monitor Load	N/A	N/A
DEL MONTE 2104	1999688	Transportation	MD/HD EV	N/A	CC	10/21/2020	2023	Service Requested	N/A	N/A

PG&E 2023 Distribution Deferral Opportunity Report (DDOR)

Appendix G: Known Load Project Tracking Data

Version Date: 8/15/2023

Public

Circuit	Unique Identifier	Type	Category	IEPR Status	Load Amount (MVA)	Initial Service Request Date	Current Expected In-Service Date	Status	Actual In-Service Date	Actual Load Amount
DEL MONTE 2104	1676283	Commercial	Business	N/A	CC	12/2/2021	2023	Service Requested	N/A	N/A
DEL MONTE 2104	2053700	Commercial	Business	N/A	CC	1/20/2021	2023	Monitor Load	N/A	N/A
DEL MONTE 2104	2053668	Commercial	Business	N/A	CC	4/17/2020	2023	Monitor Load	N/A	N/A
DEL MONTE 2105	2529572	Transportation	MD/HD EV	N/A	CC	12/14/2022	2023	Service Requested	N/A	N/A
DEL MONTE 1101	2222947	Transportation	MD/HD EV	N/A	CC	6/14/2022	2023	Service Requested	N/A	N/A
DEL MONTE 1101	2223508	Residential	Home Construction	N/A	CC	9/13/2022	2023	Service Requested	N/A	N/A
FORT ORD 1101	2223143	Commercial	Business	N/A	CC	N/A	2023	Monitor Load	N/A	N/A
FORT ORD 1101	2222800	Transportation	MD/HD EV	N/A	CC	4/25/2022	2023	Monitor Load	N/A	N/A
GREEN VALLEY 2102	2223135	Residential	Home Construction	N/A	CC	3/21/2022	2025	Service Requested	N/A	N/A
GREEN VALLEY 2102	2223728	Residential	Home Construction	N/A	CC	2/28/2022	2024	Service Requested	N/A	N/A
GREEN VALLEY 2103	2223725	Transportation	LD EV	N/A	CC	5/11/2022	2024	Monitor Load	N/A	N/A
GREEN VALLEY 2103	2054413	Industrial	Cultivation	N/A	CC	8/31/2021	2025	Service Requested	N/A	N/A
GREEN VALLEY 2103	2054415	Industrial	Cultivation	N/A	CC	N/A	2023	Monitor Load	N/A	N/A
GREEN VALLEY 2103	1207699	Industrial	Cultivation	N/A	CC	11/13/2018	2024	Monitor Load	N/A	N/A
GREEN VALLEY 2104	1676146	Commercial	Business	N/A	CC	5/7/2020	2024	Service Requested	N/A	N/A
GREEN VALLEY 2104	2223308	Industrial	Facilities	N/A	CC	6/6/2022	2024	Service Requested	N/A	N/A
GREEN VALLEY 2101	1676234	Industrial	Cultivation	N/A	CC	5/21/2020	2023	Service Requested	N/A	N/A
GREEN VALLEY 2101	1207848	Industrial	Cultivation	N/A	CC	11/14/2018	2023	Monitor Load	N/A	N/A
GREEN VALLEY 2101	2053480	Industrial	Cultivation	N/A	CC	9/21/2020	2024	Service Requested	N/A	N/A
GREEN VALLEY 2101	2053481	Industrial	Cultivation	N/A	CC	5/6/2020	2024	Service Requested	N/A	N/A
GREEN VALLEY 2101	2053729	Industrial	Cultivation	N/A	CC	8/6/2020	2023	Monitor Load	N/A	N/A
WATSONVILLE 2101	2053730	Industrial	Cultivation	N/A	CC	N/A	2024	Monitor Load	N/A	N/A
WATSONVILLE 2101	2053731	Industrial	Cultivation	N/A	CC	N/A	2025	Monitor Load	N/A	N/A
WATSONVILLE 2101	2054068	Industrial	Cultivation	N/A	CC	10/30/2020	2025	Monitor Load	N/A	N/A
WATSONVILLE 2101	2054069	Industrial	Cultivation	N/A	CC	N/A	2025	Monitor Load	N/A	N/A
WATSONVILLE 2101	1207916	Industrial	Cultivation	N/A	CC	2/9/2019	2023	Service Requested	N/A	N/A
WATSONVILLE 2101	2222460	Industrial	Cultivation	N/A	CC	3/4/2022	2023	Service Requested	N/A	N/A
LOCKHEED NO 2 1103	2222219	Commercial	Business	N/A	CC	11/22/2021	2027	Service Requested	N/A	N/A
LOCKHEED NO 2 1103	2222220	Transportation	MD/HD EV	N/A	CC	11/22/2021	2026	Service Requested	N/A	N/A
LOCKHEED NO 2 1103	2222226	Commercial	Business	N/A	CC	11/22/2021	2025	Service Requested	N/A	N/A
SARATOGA 1103	2223646	Transportation	LD EV	N/A	CC	10/4/2022	2023	Service Requested	N/A	N/A
SARATOGA 1104	2221919	Industrial	Facilities	N/A	CC	N/A	2025	Monitor Load	N/A	N/A
SARATOGA 1104	1552	Industrial	Facilities	N/A	CC	N/A	2023	Monitor Load	N/A	N/A
SARATOGA 1104	2052722	Industrial	Facilities	N/A	CC	N/A	2024	Monitor Load	N/A	N/A
SARATOGA 1110	1676137	Transportation	MD/HD EV	N/A	CC	8/13/2020	2023	Monitor Load	N/A	N/A
SARATOGA 1110	1676050	Commercial	Business	N/A	CC	N/A	2023	Monitor Load	N/A	N/A
SARATOGA 1110	2223034	Transportation	MD/HD EV	N/A	CC	6/16/2022	2023	Service Requested	N/A	N/A
SARATOGA 1113	2222528	Transportation	MD/HD EV	N/A	CC	N/A	2023	Monitor Load	N/A	N/A
SARATOGA 1114	2222990	Transportation	MD/HD EV	N/A	CC	4/20/2022	2023	Service Requested	N/A	N/A
SARATOGA 1114	2223482	Transportation	MD/HD EV	N/A	CC	9/15/2022	2024	Monitor Load	N/A	N/A

PG&E 2023 Distribution Deferral Opportunity Report (DDOR)

Appendix G: Known Load Project Tracking Data

Version Date: 8/15/2023

Public

Circuit	Unique Identifier	Type	Category	IEPR Status	Load Amount (MVA)	Initial Service Request Date	Current Expected In-Service Date	Status	Actual In-Service Date	Actual Load Amount
SARATOGA 1114	2053667	Transportation	MD/HD EV	N/A	CC	5/12/2021	2023	Service Requested	N/A	N/A
WOLFE 1105	2529837	Commercial	Business	N/A	CC	N/A	2023	Monitor Load	N/A	N/A
WOLFE 1105	2529838	Commercial	Business	N/A	CC	N/A	2024	Monitor Load	N/A	N/A
WOLFE 1105	2529839	Commercial	Business	N/A	CC	N/A	2025	Monitor Load	N/A	N/A
WOLFE 1105	2529840	Commercial	Business	N/A	CC	N/A	2026	Monitor Load	N/A	N/A
WOLFE 1105	2529841	Commercial	Business	N/A	CC	N/A	2027	Monitor Load	N/A	N/A
WOLFE 1110	1672491	Commercial	Business	N/A	CC	9/24/2019	2023	Monitor Load	N/A	N/A
WOLFE 1109	2529646	Commercial	Business	N/A	CC	N/A	2023	Monitor Load	N/A	N/A
WOLFE 1109	2529647	Commercial	Business	N/A	CC	N/A	2024	Monitor Load	N/A	N/A
WOLFE 1109	2529648	Commercial	Business	N/A	CC	N/A	2025	Monitor Load	N/A	N/A
WOLFE 1109	2529649	Commercial	Business	N/A	CC	N/A	2026	Monitor Load	N/A	N/A
WOLFE 1109	2529650	Commercial	Business	N/A	CC	N/A	2027	Monitor Load	N/A	N/A
WOLFE 1109	2499612	Transportation	LD EV	N/A	CC	N/A	2027	Monitor Load	N/A	N/A
WOLFE 1107	2223647	Transportation	LD EV	N/A	CC	10/5/2022	2023	Monitor Load	N/A	N/A
WOLFE 1114	1672468	Commercial	Business	N/A	CC	1/9/2020	2024	Service Requested	N/A	N/A
WOLFE 1114	2053666	Transportation	MD/HD EV	N/A	CC	8/24/2021	2023	Monitor Load	N/A	N/A
WOLFE 1113	1672545	Residential	Home Construction	N/A	CC	N/A	2023	Monitor Load	N/A	N/A
LOS ALTOS 1105	2222447	Transportation	MD/HD EV	N/A	CC	4/14/2022	2023	Monitor Load	N/A	N/A
STELLING 1105	2222991	Transportation	MD/HD EV	N/A	CC	7/1/2022	2023	Monitor Load	N/A	N/A
STELLING 1105	2222992	Transportation	MD/HD EV	N/A	CC	6/16/2022	2023	Monitor Load	N/A	N/A
STELLING 1107	2223172	Residential	Home Construction	N/A	CC	8/12/2021	2023	Service Requested	N/A	N/A
STELLING 1107	2224084	Residential	Home Construction	N/A	CC	7/26/2022	2023	Service Requested	N/A	N/A
STELLING 1113	2224076	Transportation	LD EV	N/A	CC	11/9/2022	2023	Monitor Load	N/A	N/A
STELLING 1112	2529591	Commercial	Business	N/A	CC	N/A	2023	Monitor Load	N/A	N/A
STELLING 1112	2529592	Commercial	Business	N/A	CC	4/6/2022	2023	Service Requested	N/A	N/A
STELLING 1112	2529594	Commercial	Business	N/A	CC	4/6/2022	2024	Service Requested	N/A	N/A
STELLING 1112	2529595	Transportation	LD EV	N/A	CC	4/6/2022	2025	Service Requested	N/A	N/A
LOS GATOS 1101	1672206	Commercial	Business	N/A	CC	N/A	2023	Monitor Load	N/A	N/A
VASONA 1103	2052723	Transportation	MD/HD EV	N/A	CC	2/18/2021	2023	Monitor Load	N/A	N/A
VASONA 1104	2051923	Commercial	Business	N/A	CC	N/A	2024	Monitor Load	N/A	N/A
VASONA 1101	2223978	Transportation	LD EV	N/A	CC	10/20/2022	2023	Monitor Load	N/A	N/A
VASONA 1102	2053863	Transportation	MD/HD EV	N/A	CC	11/3/2021	2023	Service Requested	N/A	N/A
AMES 1101	2221640	Commercial	Business	N/A	CC	3/25/2016	2024	Monitor Load	N/A	N/A
AMES 1101	1672043	Commercial	Business	N/A	CC	3/25/2016	2023	Monitor Load	N/A	N/A
AMES 1102	1207496	Commercial	Business	N/A	CC	N/A	2024	Monitor Load	N/A	N/A
AMES 1102	2223244	Commercial	Business	N/A	CC	N/A	2024	Monitor Load	N/A	N/A
MOUNTAIN VIEW 1106	1672519	Transportation	MD/HD EV	N/A	CC	5/27/2020	2023	Service Requested	N/A	N/A
MOUNTAIN VIEW 1107	2222944	Transportation	MD/HD EV	N/A	CC	6/29/2022	2023	Monitor Load	N/A	N/A
MOUNTAIN VIEW 1107	2222849	Transportation	MD/HD EV	N/A	CC	6/16/2022	2023	Monitor Load	N/A	N/A
MOUNTAIN VIEW 1109	824410	Transportation	MD/HD EV	N/A	CC	5/11/2022	2023	Service Requested	N/A	N/A

PG&E 2023 Distribution Deferral Opportunity Report (DDOR)

Appendix G: Known Load Project Tracking Data

Version Date: 8/15/2023

Public

Circuit	Unique Identifier	Type	Category	IEPR Status	Load Amount (MVA)	Initial Service Request Date	Current Expected In-Service Date	Status	Actual In-Service Date	Actual Load Amount
MOUNTAIN VIEW 1102	2221479	Commercial	Business	N/A	CC	5/3/2021	2024	Service Requested	N/A	N/A
MOUNTAIN VIEW 1102	2222306	Transportation	MD/HD EV	N/A	CC	3/28/2022	2023	Monitor Load	N/A	N/A
MOUNTAIN VIEW 1104	1207567	Residential	Home Construction	N/A	CC	N/A	2024	Monitor Load	N/A	N/A
MOUNTAIN VIEW 1113	1672459	Commercial	Business	N/A	CC	N/A	2024	Monitor Load	N/A	N/A
MOUNTAIN VIEW 1113	1672460	Commercial	Business	N/A	CC	N/A	2024	Monitor Load	N/A	N/A
WHISMAN 1102	2053311	Commercial	Business	N/A	CC	1/19/2021	2024	Service Requested	N/A	N/A
WHISMAN 1102	2053312	Transportation	MD/HD EV	N/A	CC	N/A	2024	Monitor Load	N/A	N/A
WHISMAN 1101	2223351	Transportation	MD/HD EV	N/A	CC	5/20/2022	2023	Service Requested	N/A	N/A
WHISMAN 1104	2053708	Commercial	Business	N/A	CC	8/14/2019	2024	Monitor Load	N/A	N/A
WHISMAN 1104	2053709	Transportation	MD/HD EV	N/A	CC	8/14/2019	2024	Monitor Load	N/A	N/A
WHISMAN 1108	2223451	Residential	Home Construction	N/A	CC	2/18/2021	2026	Service Requested	N/A	N/A
WHISMAN 1108	2223848	Transportation	LD EV	N/A	CC	2/18/2021	2026	Service Requested	N/A	N/A
WHISMAN 1106	2053328	Transportation	MD/HD EV	N/A	CC	7/6/2020	2023	Monitor Load	N/A	N/A
WHISMAN 1105	1207498	Commercial	Business	N/A	CC	N/A	2024	Monitor Load	N/A	N/A
WHISMAN 1111	823954	Commercial	Business	N/A	CC	N/A	2023	Monitor Load	N/A	N/A
WHISMAN 1111	2397472	Commercial	Business	N/A	CC	4/28/2021	2024	Service Requested	N/A	N/A
WHISMAN 1110	2529530	Commercial	Business	N/A	CC	10/24/2018	2029	Service Requested	N/A	N/A
WHISMAN 1110	2223909	Residential	Home Construction	N/A	CC	2/18/2021	2025	Service Requested	N/A	N/A
WHISMAN 1110	2223452	Residential	Home Construction	N/A	CC	2/18/2021	2024	Service Requested	N/A	N/A
WHISMAN 1110	2223453	Transportation	LD EV	N/A	CC	2/18/2021	2025	Service Requested	N/A	N/A
WHISMAN 1110	1207781	Commercial	Business	N/A	CC	10/24/2018	2026	Service Requested	N/A	N/A
WHISMAN 1110	1207782	Commercial	Business	N/A	CC	10/24/2018	2027	Service Requested	N/A	N/A
EVERGREEN 2101	2221693	Transportation	MD/HD EV	N/A	CC	11/15/2021	2023	Service Requested	N/A	N/A
EVERGREEN 2101	2223528	Transportation	MD/HD EV	N/A	CC	11/15/2021	2023	Service Requested	N/A	N/A
EVERGREEN 2103	2223375	Transportation	MD/HD EV	N/A	CC	8/19/2022	2023	Service Requested	N/A	N/A
EVERGREEN 2103	2221821	Transportation	MD/HD EV	N/A	CC	11/29/2021	2023	Service Requested	N/A	N/A
EL PATIO 1119 (previously 1103)	2224059	Residential	Home Construction	N/A	CC	10/5/2022	2023	Service Requested	N/A	N/A
EL PATIO 1103	2529671	Transportation	MD/HD EV	N/A	CC	11/22/2022	2024	Monitor Load	N/A	N/A
EL PATIO 1103	2223031	Transportation	MD/HD EV	N/A	CC	6/17/2022	2023	Monitor Load	N/A	N/A
EL PATIO 1103	2223032	Transportation	MD/HD EV	N/A	CC	6/23/2022	2023	Monitor Load	N/A	N/A
EL PATIO 1116 (previously 1103)	2529843	Transportation	LD EV	N/A	CC	1/20/2023	2024	Service Requested	N/A	N/A
EL PATIO 1112	453302	Residential	Home Construction	N/A	CC	3/28/2020	2024	Service Requested	N/A	N/A
EL PATIO 1112	1672438	Transportation	MD/HD EV	N/A	CC	10/4/2019	2023	Monitor Load	N/A	N/A
EL PATIO 1113	2054439	Transportation	MD/HD EV	N/A	CC	11/23/2021	2023	Monitor Load	N/A	N/A
EL PATIO 1113	2222448	Transportation	MD/HD EV	N/A	CC	4/15/2022	2023	Monitor Load	N/A	N/A
EL PATIO 1114 (previously 1103)	2223415	Commercial	Business	N/A	CC	N/A	2023	Monitor Load	N/A	N/A
EL PATIO 1114 (previously 1103)	1676064	Residential	Home Construction	N/A	CC	10/8/2019	2024	Service Requested	N/A	N/A
EL PATIO 1114 (previously 1103)	1676065	Commercial	Business	N/A	CC	10/9/2019	2025	Service Requested	N/A	N/A
BRITTON 1106	2052869	Transportation	MD/HD EV	N/A	CC	2/18/2021	2023	Monitor Load	N/A	N/A
BRITTON 1106	2054293	Residential	Home Construction	N/A	CC	N/A	2024	Monitor Load	N/A	N/A

PG&E 2023 Distribution Deferral Opportunity Report (DDOR)

Appendix G: Known Load Project Tracking Data

Version Date: 8/15/2023

Public

Circuit	Unique Identifier	Type	Category	IEPR Status	Load Amount (MVA)	Initial Service Request Date	Current Expected In-Service Date	Status	Actual In-Service Date	Actual Load Amount
BRITTON 1106	2221752	Commercial	Business	N/A	CC	N/A	2024	Monitor Load	N/A	N/A
BRITTON 1106	2221753	Commercial	Business	N/A	CC	N/A	2026	Monitor Load	N/A	N/A
BRITTON 1106	2221754	Transportation	MD/HD EV	N/A	CC	N/A	2025	Monitor Load	N/A	N/A
BRITTON 1106	2222005	Residential	Home Construction	N/A	CC	N/A	2025	Monitor Load	N/A	N/A
BRITTON 1106	2224018	Transportation	LD EV	N/A	CC	2/7/2022	2023	Service Requested	N/A	N/A
BRITTON 1105	2052867	Transportation	MD/HD EV	N/A	CC	2/18/2021	2023	Service Requested	N/A	N/A
BRITTON 1105	1672108	Commercial	Business	N/A	CC	N/A	2024	Monitor Load	N/A	N/A
BRITTON 1108	2053166	Transportation	MD/HD EV	N/A	CC	4/13/2021	2024	Service Requested	N/A	N/A
BRITTON 1108	2222753	Industrial	Facilities	N/A	CC	1/31/2022	2025	Service Requested	N/A	N/A
BRITTON 1108	2222754	Industrial	Facilities	N/A	CC	N/A	2027	Monitor Load	N/A	N/A
BRITTON 1108	2222755	Industrial	Facilities	N/A	CC	N/A	2026	Monitor Load	N/A	N/A
BRITTON 1111	2223495	Industrial	Facilities	N/A	CC	7/12/2021	2026	Service Requested	N/A	N/A
BRITTON 1111	2223496	Industrial	Facilities	N/A	CC	7/12/2021	2027	Service Requested	N/A	N/A
BRITTON 1111	2223497	Transportation	MD/HD EV	N/A	CC	7/12/2021	2026	Service Requested	N/A	N/A
BRITTON 1111	2223498	Transportation	MD/HD EV	N/A	CC	7/12/2021	2027	Service Requested	N/A	N/A
BRITTON 1111	2529713	Industrial	Facilities	N/A	CC	7/12/2021	2028	Service Requested	N/A	N/A
BRITTON 1111	2529714	Transportation	MD/HD EV	N/A	CC	7/12/2021	2028	Service Requested	N/A	N/A
BRITTON 1111	2053032	Transportation	MD/HD EV	N/A	CC	4/13/2021	2024	Service Requested	N/A	N/A
BRITTON 1111	2222008	Transportation	MD/HD EV	N/A	CC	12/1/2021	2025	Service Requested	N/A	N/A
BRITTON 1111	2194717	Industrial	Facilities	N/A	CC	N/A	2023	Monitor Load	N/A	N/A
BRITTON 1109	1672548	Commercial	Business	N/A	CC	N/A	2024	Monitor Load	N/A	N/A
BRITTON 1109	824475	Commercial	Business	N/A	CC	2/14/2019	2023	Monitor Load	N/A	N/A
BRITTON 1112	2223138	Transportation	MD/HD EV	N/A	CC	5/18/2022	2024	Service Requested	N/A	N/A
BRITTON 1112	2223139	Transportation	MD/HD EV	N/A	CC	5/18/2022	2027	Service Requested	N/A	N/A
BRITTON 1112	2223134	Commercial	Business	N/A	CC	5/18/2022	2024	Service Requested	N/A	N/A
BRITTON 1113	2222500	Industrial	Facilities	N/A	CC	4/10/2020	2023	Monitor Load	N/A	N/A
BRITTON 1113	2222536	Industrial	Facilities	N/A	CC	4/10/2020	2025	Monitor Load	N/A	N/A
BRITTON 1114	2223275	Transportation	MD/HD EV	N/A	CC	8/17/2022	2024	Service Requested	N/A	N/A
LAWRENCE 1106	1676208	Commercial	Business	N/A	CC	N/A	2023	Monitor Load	N/A	N/A
LAWRENCE 1106	2054288	Commercial	Business	N/A	CC	N/A	2024	Monitor Load	N/A	N/A
LAWRENCE 1103	2053198	Transportation	MD/HD EV	N/A	CC	5/6/2021	2023	Monitor Load	N/A	N/A
LAWRENCE 1105	2221520	Commercial	Business	N/A	CC	N/A	2024	Monitor Load	N/A	N/A
LAWRENCE 1105	2529395	Transportation	MD/HD EV	N/A	CC	10/22/2021	2024	Service Requested	N/A	N/A
LAWRENCE 1110	2053224	Commercial	Business	N/A	CC	3/25/2021	2024	Service Requested	N/A	N/A
LAWRENCE 1111	2222905	Industrial	Facilities	N/A	CC	2/18/2022	2024	Service Requested	N/A	N/A
LAWRENCE 1112	1672063	Residential	Home Construction	N/A	CC	N/A	2023	Monitor Load	N/A	N/A
LAWRENCE 1112	1672323	Residential	Home Construction	N/A	CC	N/A	2024	Monitor Load	N/A	N/A
LAWRENCE 1112	1672324	Residential	Home Construction	N/A	CC	N/A	2024	Monitor Load	N/A	N/A
LAWRENCE 1112	1207469	Residential	Home Construction	N/A	CC	N/A	2023	Monitor Load	N/A	N/A
CLAYTON 2216	1672354	Residential	Home Construction	N/A	CC	7/8/2016	2023	Monitor Load	N/A	N/A

PG&E 2023 Distribution Deferral Opportunity Report (DDOR)

Appendix G: Known Load Project Tracking Data

Version Date: 8/15/2023

Public

Circuit	Unique Identifier	Type	Category	IEPR Status	Load Amount (MVA)	Initial Service Request Date	Current Expected In-Service Date	Status	Actual In-Service Date	Actual Load Amount
CLAYTON 2214	1672453	Residential	Home Construction	N/A	CC	N/A	2023	Monitor Load	N/A	N/A
CLAYTON 2211	1207342	Transportation	MD/HD EV	N/A	CC	12/14/2018	2023	Monitor Load	N/A	N/A
LAKWOOD 2225	824058	Residential	Home Construction	N/A	CC	N/A	2023	Monitor Load	N/A	N/A
LAKWOOD 2225	1672281	Residential	Home Construction	N/A	CC	9/10/2019	2024	Monitor Load	N/A	N/A
LAKWOOD 2225	1672182	Industrial	Facilities	N/A	CC	9/10/2019	2023	Monitor Load	N/A	N/A
LAKWOOD 2107	1672186	Transportation	MD/HD EV	N/A	CC	2/1/2019	2023	Monitor Load	N/A	N/A
MEADOW LANE 2104	2292463	Transportation	MD/HD EV	N/A	CC	4/15/2022	2026	Service Requested	N/A	N/A
MEADOW LANE 2103	1672280	Commercial	Business	N/A	CC	N/A	2023	Monitor Load	N/A	N/A
MEADOW LANE 2103	1671826	Commercial	Business	N/A	CC	N/A	2023	Monitor Load	N/A	N/A
MEADOW LANE 2106	1672233	Residential	Home Construction	N/A	CC	N/A	2023	Monitor Load	N/A	N/A
MEADOW LANE 2108	2223387	Transportation	MD/HD EV	N/A	CC	8/23/2022	2024	Service Requested	N/A	N/A
MEADOW LANE 2109	1207376	Transportation	MD/HD EV	N/A	CC	N/A	2023	Monitor Load	N/A	N/A
TIDEWATER 2106	1672521	Industrial	Facilities	N/A	CC	N/A	2024	Monitor Load	N/A	N/A
TIDEWATER 2106	2053257	Industrial	Facilities	N/A	CC	5/6/2021	2024	Monitor Load	N/A	N/A
TIDEWATER 2106	2053258	Industrial	Facilities	N/A	CC	5/6/2021	2027	Monitor Load	N/A	N/A
TIDEWATER 2106	2053809	Industrial	Facilities	N/A	CC	7/20/2021	2023	Service Requested	N/A	N/A
TIDEWATER 2106	2224081	Industrial	Facilities	N/A	CC	N/A	2023	Monitor Load	N/A	N/A
TIDEWATER 2104	1207712	Commercial	Business	N/A	CC	12/7/2018	2023	Service Requested	N/A	N/A
TIDEWATER 2107	1207425	Residential	Home Construction	N/A	CC	N/A	2023	Monitor Load	N/A	N/A
TIDEWATER 2108	2053938	Residential	Home Construction	N/A	CC	N/A	2023	Monitor Load	N/A	N/A
TIDEWATER 2108	2053939	Residential	Home Construction	N/A	CC	N/A	2024	Monitor Load	N/A	N/A
TIDEWATER 2108	2053940	Residential	Home Construction	N/A	CC	N/A	2025	Monitor Load	N/A	N/A
BALFOUR 1101	2053385	Industrial	Facilities	N/A	CC	10/14/2020	2023	Monitor Load	N/A	N/A
BRENTWOOD 2109	2054038	Residential	Home Construction	N/A	CC	N/A	2023	Monitor Load	N/A	N/A
BRENTWOOD 2109	2054039	Residential	Home Construction	N/A	CC	N/A	2024	Monitor Load	N/A	N/A
BRENTWOOD 2113	2222569	Residential	Home Construction	N/A	CC	N/A	2023	Monitor Load	N/A	N/A
BRENTWOOD 2113	2222570	Residential	Home Construction	N/A	CC	12/22/2021	2023	Service Requested	N/A	N/A
BRENTWOOD 2113	2222571	Residential	Home Construction	N/A	CC	N/A	2023	Monitor Load	N/A	N/A
BRENTWOOD 2113	2222572	Residential	Home Construction	N/A	CC	12/22/2021	2024	Service Requested	N/A	N/A
BRENTWOOD 2113	2222573	Residential	Home Construction	N/A	CC	12/22/2021	2025	Service Requested	N/A	N/A
BRENTWOOD 2112	2223355	Residential	Home Construction	N/A	CC	6/22/2022	2024	Service Requested	N/A	N/A
BRENTWOOD 2112	2054043	Residential	Home Construction	N/A	CC	N/A	2023	Monitor Load	N/A	N/A
BRENTWOOD 2112	2054044	Residential	Home Construction	N/A	CC	N/A	2024	Monitor Load	N/A	N/A
BRENTWOOD 2112	2054407	Commercial	Business	N/A	CC	3/23/2021	2023	Monitor Load	N/A	N/A
BRENTWOOD 2112	1207728	Residential	Home Construction	N/A	CC	N/A	2023	Monitor Load	N/A	N/A
BRENTWOOD 2112	1207961	Commercial	Business	N/A	CC	N/A	2023	Monitor Load	N/A	N/A
BRENTWOOD 2112	824546	Industrial	Facilities	N/A	CC	3/18/2015	2023	Service Requested	N/A	N/A
BRENTWOOD 2112	1672208	Industrial	Facilities	N/A	CC	1/31/2020	2023	Monitor Load	N/A	N/A
CONTRA COSTA 2103	1676110	Industrial	Facilities	N/A	CC	6/23/2020	2023	Monitor Load	N/A	N/A
CONTRA COSTA 2103	2052898	Commercial	Business	N/A	CC	N/A	2023	Monitor Load	N/A	N/A

PG&E 2023 Distribution Deferral Opportunity Report (DDOR)

Appendix G: Known Load Project Tracking Data

Version Date: 8/15/2023

Public

Circuit	Unique Identifier	Type	Category	IEPR Status	Load Amount (MVA)	Initial Service Request Date	Current Expected In-Service Date	Status	Actual In-Service Date	Actual Load Amount
CONTRA COSTA 2103	2053511	Commercial	Business	N/A	CC	N/A	2023	Monitor Load	N/A	N/A
CONTRA COSTA 2103	2053512	Commercial	Business	N/A	CC	9/15/2021	2023	Service Requested	N/A	N/A
CONTRA COSTA 2103	2223763	Transportation	MD/HD EV	N/A	CC	N/A	2023	Monitor Load	N/A	N/A
CONTRA COSTA 2103	2222645	Commercial	Business	N/A	CC	4/29/2021	2024	Service Requested	N/A	N/A
CONTRA COSTA 2116 (Previous)	2222815	Transportation	MD/HD EV	N/A	CC	5/11/2022	2023	Monitor Load	N/A	N/A
CONTRA COSTA 2116 (Previous)	2051891	Industrial	Facilities	N/A	CC	3/15/2019	2023	Service Requested	N/A	N/A
CONTRA COSTA 2104	2222604	Transportation	MD/HD EV	N/A	CC	5/17/2022	2023	Monitor Load	N/A	N/A
CONTRA COSTA 2115 (Previous)	2223839	Transportation	LD EV	N/A	CC	10/21/2022	2023	Monitor Load	N/A	N/A
CONTRA COSTA 2107	2222758	Transportation	MD/HD EV	N/A	CC	5/11/2022	2023	Monitor Load	N/A	N/A
CONTRA COSTA 2107	2223087	Transportation	MD/HD EV	N/A	CC	6/26/2022	2023	Monitor Load	N/A	N/A
CONTRA COSTA 2107	1676154	Residential	Home Construction	N/A	CC	N/A	2023	Monitor Load	N/A	N/A
CONTRA COSTA 2107	1672221	Industrial	Facilities	N/A	CC	11/12/2019	2023	Service Requested	N/A	N/A
CONTRA COSTA 2107	1672375	Residential	Home Construction	N/A	CC	10/23/2019	2023	Monitor Load	N/A	N/A
CONTRA COSTA 2107	2053734	Residential	Home Construction	N/A	CC	N/A	2023	Monitor Load	N/A	N/A
CONTRA COSTA 2107	2053735	Residential	Home Construction	N/A	CC	N/A	2024	Monitor Load	N/A	N/A
CONTRA COSTA 2107	2221686	Transportation	MD/HD EV	N/A	CC	9/22/2022	2023	Service Requested	N/A	N/A
CONTRA COSTA 2110	2222869	Transportation	MD/HD EV	N/A	CC	3/28/2022	2023	Monitor Load	N/A	N/A
CONTRA COSTA 2112	2054076	Residential	Home Construction	N/A	CC	8/11/2021	2023	Monitor Load	N/A	N/A
CONTRA COSTA 2112	2054077	Residential	Home Construction	N/A	CC	8/11/2021	2024	Monitor Load	N/A	N/A
CONTRA COSTA 2112	2054060	Residential	Home Construction	N/A	CC	N/A	2023	Monitor Load	N/A	N/A
CONTRA COSTA 2112	2053487	Residential	Home Construction	N/A	CC	N/A	2023	Monitor Load	N/A	N/A
CONTRA COSTA 2112	2053489	Residential	Home Construction	N/A	CC	N/A	2023	Monitor Load	N/A	N/A
CONTRA COSTA 2112	1672527	Residential	Home Construction	N/A	CC	N/A	2023	Monitor Load	N/A	N/A
CONTRA COSTA 2109	2223917	Commercial	Business	N/A	CC	4/11/2022	2023	Service Requested	N/A	N/A
CONTRA COSTA 2113	2529358	Residential	Home Construction	N/A	CC	2/16/2022	2023	Service Requested	N/A	N/A
CONTRA COSTA 2113	2529359	Residential	Home Construction	N/A	CC	2/16/2022	2024	Service Requested	N/A	N/A
CONTRA COSTA 2113	2223718	Residential	Home Construction	N/A	CC	12/3/2019	2023	Monitor Load	N/A	N/A
CONTRA COSTA 2113	1672306	Commercial	Business	N/A	CC	10/22/2019	2023	Monitor Load	N/A	N/A
CONTRA COSTA 2113	1999718	Residential	Home Construction	N/A	CC	8/3/2020	2023	Monitor Load	N/A	N/A
CONTRA COSTA 2113	1999719	Residential	Home Construction	N/A	CC	8/3/2020	2024	Monitor Load	N/A	N/A
CONTRA COSTA 2113	2054041	Residential	Home Construction	N/A	CC	N/A	2023	Monitor Load	N/A	N/A
CONTRA COSTA 2114 (Previous)	2222891	Transportation	MD/HD EV	N/A	CC	4/13/2022	2023	Monitor Load	N/A	N/A
CONTRA COSTA 2114 (Previous)	2222360	Commercial	Business	N/A	CC	2/4/2022	2023	Service Requested	N/A	N/A
KIRKER 2103	2222625	Transportation	MD/HD EV	N/A	CC	4/27/2022	2023	Service Requested	N/A	N/A
KIRKER 2103	2222871	Transportation	MD/HD EV	N/A	CC	4/13/2022	2023	Monitor Load	N/A	N/A
KIRKER 2103	2054058	Residential	Home Construction	N/A	CC	7/20/2020	2023	Service Requested	N/A	N/A
KIRKER 2103	2054059	Residential	Home Construction	N/A	CC	7/20/2020	2024	Service Requested	N/A	N/A
KIRKER 2106	1672205	Commercial	Business	N/A	CC	12/16/2019	2023	Service Requested	N/A	N/A
KIRKER 2106	2223535	Commercial	Business	N/A	CC	2/11/2022	2023	Service Requested	N/A	N/A
KIRKER 2106	2223533	Industrial	Facilities	N/A	CC	N/A	2023	Monitor Load	N/A	N/A

PG&E 2023 Distribution Deferral Opportunity Report (DDOR)

Appendix G: Known Load Project Tracking Data

Version Date: 8/15/2023

Public

Circuit	Unique Identifier	Type	Category	IEPR Status	Load Amount (MVA)	Initial Service Request Date	Current Expected In-Service Date	Status	Actual In-Service Date	Actual Load Amount
KIRKER 2106	2223162	Transportation	MD/HD EV	N/A	CC	N/A	2023	Monitor Load	N/A	N/A
KIRKER 2105	2223254	Transportation	MD/HD EV	N/A	CC	8/9/2022	2023	Monitor Load	N/A	N/A
KIRKER 2105	1672404	Residential	Home Construction	N/A	CC	10/28/2019	2023	Service Requested	N/A	N/A
KIRKER 2105	1672405	Residential	Home Construction	N/A	CC	10/28/2019	2024	Service Requested	N/A	N/A
KIRKER 2108	2223295	Commercial	Business	N/A	CC	2/24/2022	2024	Service Requested	N/A	N/A
KIRKER 2109	2223123	Transportation	MD/HD EV	N/A	CC	1/25/2022	2023	Service Requested	N/A	N/A
KIRKER 2109	2222901	Transportation	MD/HD EV	N/A	CC	4/13/2022	2023	Monitor Load	N/A	N/A
KIRKER 2109	2222902	Commercial	Business	N/A	CC	1/25/2022	2023	Service Requested	N/A	N/A
KIRKER 2107	2222519	Commercial	Business	N/A	CC	N/A	2023	Monitor Load	N/A	N/A
KIRKER 2107	1676305	Residential	Home Construction	N/A	CC	N/A	2023	Monitor Load	N/A	N/A
KIRKER 2107	1676306	Residential	Home Construction	N/A	CC	N/A	2024	Monitor Load	N/A	N/A
LAKEWOOD 1103	1092848	Transportation	MD/HD EV	N/A	CC	6/25/2017	2023	Monitor Load	N/A	N/A
LAKEWOOD 1103	2223633	Transportation	MD/HD EV	N/A	CC	1/19/2022	2023	Service Requested	N/A	N/A
LAKEWOOD 1104	2223637	Transportation	MD/HD EV	N/A	CC	8/5/2022	2025	Monitor Load	N/A	N/A
LAKEWOOD 1102	2223629	Residential	Home Construction	N/A	CC	N/A	2023	Monitor Load	N/A	N/A
LAKEWOOD 1102	2223631	Transportation	MD/HD EV	N/A	CC	1/3/2022	2023	Service Requested	N/A	N/A
LAKEWOOD 1102	2223632	Transportation	MD/HD EV	N/A	CC	1/24/2022	2025	Service Requested	N/A	N/A
MORAGA 1102	2223628	Transportation	MD/HD EV	N/A	CC	3/22/2021	2023	Service Requested	N/A	N/A
MORAGA 1104	2223634	Commercial	Business	N/A	CC	10/18/2021	2023	Monitor Load	N/A	N/A
ROSSMOOR 1105	2223784	Transportation	MD/HD EV	N/A	CC	12/9/2021	2023	Monitor Load	N/A	N/A
ROSSMOOR 1107	2223782	Transportation	MD/HD EV	N/A	CC	1/27/2021	2023	Service Requested	N/A	N/A
ROSSMOOR 1108	2223635	Transportation	MD/HD EV	N/A	CC	4/14/2022	2023	Monitor Load	N/A	N/A
SOBRANTE 1101	2223630	Commercial	Business	N/A	CC	5/25/2021	2023	Monitor Load	N/A	N/A
SOBRANTE 1101	2223783	Transportation	MD/HD EV	N/A	CC	7/23/2021	2023	Service Requested	N/A	N/A
SOBRANTE 1101	2223785	Residential	Home Construction	N/A	CC	10/20/2021	2023	Service Requested	N/A	N/A
SOBRANTE 1101	2223786	Transportation	MD/HD EV	N/A	CC	5/11/2022	2025	Monitor Load	N/A	N/A
SOBRANTE 1101	824459	Residential	Home Construction	N/A	CC	N/A	2023	Monitor Load	N/A	N/A
SOBRANTE 1101	824009	Residential	Home Construction	N/A	CC	N/A	2023	Monitor Load	N/A	N/A
LAKEWOOD 2223	1671913	Commercial	Business	N/A	CC	N/A	2023	Monitor Load	N/A	N/A
LAKEWOOD 2223	1671915	Residential	Home Construction	N/A	CC	N/A	2024	Monitor Load	N/A	N/A
LAKEWOOD 2108	1207280	Residential	Home Construction	N/A	CC	N/A	2023	Monitor Load	N/A	N/A
LAKEWOOD 2108	1207687	Residential	Home Construction	N/A	CC	N/A	2023	Monitor Load	N/A	N/A
LAKEWOOD 2111	1207281	Residential	Home Construction	N/A	CC	N/A	2023	Monitor Load	N/A	N/A
OAKLAND C 1109	824182	Residential	Home Construction	N/A	CC	10/23/2019	2024	Monitor Load	N/A	N/A
OAKLAND C 1109	2397447	Residential	Home Construction	N/A	CC	8/30/2022	2024	Service Requested	N/A	N/A
OAKLAND C 1109	2397448	Commercial	Business	N/A	CC	8/19/2021	2024	Service Requested	N/A	N/A
OAKLAND C 1109	2397450	Commercial	Business	N/A	CC	5/25/2022	2024	Service Requested	N/A	N/A
OAKLAND C 1109	2397451	Residential	Home Construction	N/A	CC	N/A	2024	Monitor Load	N/A	N/A
OAKLAND C 1109	2222910	Commercial	Business	N/A	CC	9/24/2021	2023	Monitor Load	N/A	N/A
OAKLAND C 1109	2223009	Residential	Home Construction	N/A	CC	N/A	2023	Monitor Load	N/A	N/A

PG&E 2023 Distribution Deferral Opportunity Report (DDOR)

Appendix G: Known Load Project Tracking Data

Version Date: 8/15/2023

Public

Circuit	Unique Identifier	Type	Category	IEPR Status	Load Amount (MVA)	Initial Service Request Date	Current Expected In-Service Date	Status	Actual In-Service Date	Actual Load Amount
OAKLAND C 1109	2223010	Residential	Home Construction	N/A	CC	3/31/2020	2023	Monitor Load	N/A	N/A
OAKLAND C 1109	2223012	Residential	Home Construction	N/A	CC	12/1/2021	2024	Service Requested	N/A	N/A
OAKLAND C 1109	2223013	Residential	Home Construction	N/A	CC	3/19/2020	2024	Service Requested	N/A	N/A
OAKLAND C 1113	2223892	Commercial	Business	N/A	CC	N/A	2023	Monitor Load	N/A	N/A
OAKLAND C 1113	2223894	Commercial	Business	N/A	CC	3/20/2022	2023	Monitor Load	N/A	N/A
OAKLAND C 1113	2223895	Residential	Home Construction	N/A	CC	2/18/2022	2023	Service Requested	N/A	N/A
OAKLAND C 1113	2053600	Transportation	MD/HD EV	N/A	CC	3/16/2021	2023	Monitor Load	N/A	N/A
OAKLAND C 1114	824180	Transportation	MD/HD EV	N/A	CC	4/4/2018	2023	Monitor Load	N/A	N/A
OAKLAND C 1117	2223141	Industrial	Cultivation	N/A	CC	5/24/2022	2024	Service Requested	N/A	N/A
OAKLAND C 1118	2223891	Commercial	Business	N/A	CC	N/A	2023	Monitor Load	N/A	N/A
OAKLAND C 1118	2053658	Industrial	Cultivation	N/A	CC	10/14/2020	2023	Monitor Load	N/A	N/A
OAKLAND C 1120	2222254	Industrial	Cultivation	N/A	CC	11/30/2020	2023	Service Requested	N/A	N/A
OAKLAND C 1121	1672125	Transportation	MD/HD EV	N/A	CC	N/A	2023	Monitor Load	N/A	N/A
OAKLAND D 1115	2052710	Industrial	Facilities	N/A	CC	5/8/2020	2023	Monitor Load	N/A	N/A
OAKLAND D 1106	2221538	Commercial	Business	N/A	CC	5/18/2021	2024	Service Requested	N/A	N/A
OAKLAND D 1106	2223199	Commercial	Business	N/A	CC	12/16/2021	2024	Service Requested	N/A	N/A
OAKLAND D 1110	1092847	Residential	Home Construction	N/A	CC	N/A	2023	Monitor Load	N/A	N/A
OAKLAND D 1111	2222904	Transportation	MD/HD EV	N/A	CC	6/22/2022	2024	Service Requested	N/A	N/A
OAKLAND D 1111	2223896	Transportation	MD/HD EV	N/A	CC	4/5/2022	2024	Monitor Load	N/A	N/A
OAKLAND D 1102	2053563	Transportation	MD/HD EV	N/A	CC	N/A	2023	Monitor Load	N/A	N/A
OAKLAND D 1102	2053377	Commercial	Business	N/A	CC	2/25/2021	2023	Service Requested	N/A	N/A
OAKLAND D 1102	2053378	Commercial	Business	N/A	CC	9/15/2020	2023	Service Requested	N/A	N/A
OAKLAND D 1116	2053881	Commercial	Business	N/A	CC	5/21/2021	2023	Service Requested	N/A	N/A
OAKLAND D 1116	2053883	Commercial	Business	N/A	CC	8/3/2021	2023	Service Requested	N/A	N/A
OAKLAND D 1132 (previously	2053834	Commercial	Business	N/A	CC	8/24/2021	2023	Service Requested	N/A	N/A
OAKLAND D 1132 (previously	2053537	Transportation	MD/HD EV	N/A	CC	N/A	2023	Monitor Load	N/A	N/A
OAKLAND D 1132 (previously	2222764	Transportation	MD/HD EV	N/A	CC	4/7/2022	2023	Monitor Load	N/A	N/A
OAKLAND D 1101	2053836	Commercial	Business	N/A	CC	N/A	2023	Monitor Load	N/A	N/A
OAKLAND D 1101	2053837	Industrial	Facilities	N/A	CC	N/A	2023	Monitor Load	N/A	N/A
OAKLAND L 1101	1207823	Industrial	Cultivation	N/A	CC	5/13/2019	2023	Monitor Load	N/A	N/A
OAKLAND L 1104	1092845	Commercial	Business	N/A	CC	11/2/2015	2023	Monitor Load	N/A	N/A
OAKLAND L 1104	2053688	Commercial	Business	N/A	CC	N/A	2023	Monitor Load	N/A	N/A
OAKLAND L 1105	1207504	Residential	Home Construction	N/A	CC	N/A	2023	Monitor Load	N/A	N/A
OAKLAND L 1105	1676218	Commercial	Business	N/A	CC	9/4/2020	2023	Monitor Load	N/A	N/A
EDES 1101	2223458	Industrial	Cultivation	N/A	CC	9/4/2020	2024	Service Requested	N/A	N/A
EDES 1103	1092846	Residential	Home Construction	N/A	CC	N/A	2023	Monitor Load	N/A	N/A
EDES 1103	2221567	Industrial	Cultivation	N/A	CC	1/21/2021	2023	Monitor Load	N/A	N/A
EDES 1105	2221643	Industrial	Cultivation	N/A	CC	2/22/2021	2023	Monitor Load	N/A	N/A
EDES 1105	2221644	Industrial	Cultivation	N/A	CC	2/22/2021	2024	Monitor Load	N/A	N/A
EDES 1105	1092841	Industrial	Cultivation	N/A	CC	12/6/2017	2023	Monitor Load	N/A	N/A

PG&E 2023 Distribution Deferral Opportunity Report (DDOR)

Appendix G: Known Load Project Tracking Data

Version Date: 8/15/2023

Public

Circuit	Unique Identifier	Type	Category	IEPR Status	Load Amount (MVA)	Initial Service Request Date	Current Expected In-Service Date	Status	Actual In-Service Date	Actual Load Amount
EDES 1105	824066	Industrial	Cultivation	N/A	CC	6/5/2017	2024	Service Requested	N/A	N/A
EDES 1111	824067	Industrial	Cultivation	N/A	CC	3/24/2017	2024	Service Requested	N/A	N/A
EDES 1111	1207463	Industrial	Facilities	N/A	CC	6/27/2018	2023	Monitor Load	N/A	N/A
EDES 1111	1207464	Industrial	Facilities	N/A	CC	6/27/2018	2024	Monitor Load	N/A	N/A
EDES 1111	1999711	Industrial	Cultivation	N/A	CC	10/8/2020	2023	Service Requested	N/A	N/A
EDES 1113	2052471	Commercial	Business	N/A	CC	8/31/2020	2023	Service Requested	N/A	N/A
EDES 1113	1092839	Industrial	Cultivation	N/A	CC	12/16/2020	2023	Monitor Load	N/A	N/A
EDES 1113	2053192	Industrial	Cultivation	N/A	CC	8/20/2020	2023	Service Requested	N/A	N/A
EDES 1114	2529645	Industrial	Cultivation	N/A	CC	4/23/2021	2024	Service Requested	N/A	N/A
EDES 1110	2221678	Industrial	Facilities	N/A	CC	2/9/2021	2023	Service Requested	N/A	N/A
EDES 1110	2221530	Transportation	MD/HD EV	N/A	CC	N/A	2023	Monitor Load	N/A	N/A
EDES 1110	1207736	Industrial	Facilities	N/A	CC	3/28/2019	2023	Monitor Load	N/A	N/A
OAKLAND J 1104	1207653	Industrial	Cultivation	N/A	CC	4/13/2017	2023	Monitor Load	N/A	N/A
OAKLAND J 1104	1207654	Industrial	Cultivation	N/A	CC	4/13/2018	2023	Service Requested	N/A	N/A
OAKLAND J 1104	1676205	Industrial	Cultivation	N/A	CC	6/9/2020	2023	Service Requested	N/A	N/A
OAKLAND J 1104	2052567	Commercial	Business	N/A	CC	9/14/2020	2023	Service Requested	N/A	N/A
OAKLAND J 1112	2223305	Industrial	Cultivation	N/A	CC	8/16/2021	2024	Service Requested	N/A	N/A
OAKLAND J 1101	1207655	Industrial	Cultivation	N/A	CC	4/13/2018	2023	Service Requested	N/A	N/A
OAKLAND J 1108	2223806	Commercial	Business	N/A	CC	3/22/2022	2023	Service Requested	N/A	N/A
OAKLAND J 1116	1207652	Industrial	Cultivation	N/A	CC	8/9/2018	2023	Monitor Load	N/A	N/A
OAKLAND J 1116	1676389	Residential	Home Construction	N/A	CC	6/11/2020	2023	Service Requested	N/A	N/A
OAKLAND J 1116	2053979	Commercial	Business	N/A	CC	4/21/2021	2023	Service Requested	N/A	N/A
OAKLAND J 1117	2222081	Industrial	Cultivation	N/A	CC	N/A	2023	Monitor Load	N/A	N/A
OAKLAND J 1117	1207656	Industrial	Cultivation	N/A	CC	4/13/2018	2024	Service Requested	N/A	N/A
OAKLAND J 1111	823903	Industrial	Cultivation	N/A	CC	12/28/2016	2023	Monitor Load	N/A	N/A
OAKLAND J 1110	824447	Industrial	Cultivation	N/A	CC	4/1/2018	2023	Service Requested	N/A	N/A
OAKLAND J 1110	1676237	Industrial	Cultivation	N/A	CC	3/22/2020	2023	Monitor Load	N/A	N/A
OAKLAND J 1110	1676275	Industrial	Cultivation	N/A	CC	8/14/2020	2023	Service Requested	N/A	N/A
OAKLAND J 1110	1676276	Industrial	Cultivation	N/A	CC	3/26/2020	2023	Monitor Load	N/A	N/A
OAKLAND J 1110	2053981	Industrial	Cultivation	N/A	CC	9/11/2020	2024	Service Requested	N/A	N/A
OAKLAND J 1110	2223127	Industrial	Facilities	N/A	CC	10/21/2021	2023	Monitor Load	N/A	N/A
OAKLAND J 1110	2222539	Industrial	Cultivation	N/A	CC	7/7/2021	2024	Service Requested	N/A	N/A
HOLLYWOOD 0401	2445614	Transportation	LD EV	N/A	CC	N/A	2023	Monitor Load	N/A	N/A
HOLLYWOOD 0401	2445615	Transportation	LD EV	N/A	CC	N/A	2024	Monitor Load	N/A	N/A
HOLLYWOOD 0401	2445616	Transportation	LD EV	N/A	CC	N/A	2025	Monitor Load	N/A	N/A
HOLLYWOOD 0401	2445617	Transportation	LD EV	N/A	CC	N/A	2026	Monitor Load	N/A	N/A
HOLLYWOOD 0401	2445618	Transportation	LD EV	N/A	CC	N/A	2027	Monitor Load	N/A	N/A
HOLLYWOOD 0401	2445619	Transportation	LD EV	N/A	CC	N/A	2028	Monitor Load	N/A	N/A
HOLLYWOOD 0401	2445620	Transportation	LD EV	N/A	CC	N/A	2029	Monitor Load	N/A	N/A
HOLLYWOOD 0401	2445621	Transportation	LD EV	N/A	CC	N/A	2030	Monitor Load	N/A	N/A

PG&E 2023 Distribution Deferral Opportunity Report (DDOR)

Appendix G: Known Load Project Tracking Data

Version Date: 8/15/2023

Public

Circuit	Unique Identifier	Type	Category	IEPR Status	Load Amount (MVA)	Initial Service Request Date	Current Expected In-Service Date	Status	Actual In-Service Date	Actual Load Amount
HOLLYWOOD 0401	2445622	Transportation	LD EV	N/A	CC	N/A	2031	Monitor Load	N/A	N/A
HOLLYWOOD 0401	2445623	Transportation	LD EV	N/A	CC	N/A	2032	Monitor Load	N/A	N/A
HOLLYWOOD 0401	2445624	Transportation	LD EV	N/A	CC	N/A	2033	Monitor Load	N/A	N/A
HOLLYWOOD 0401	2445625	Transportation	LD EV	N/A	CC	N/A	2034	Monitor Load	N/A	N/A
HOLLYWOOD 0401	2445626	Transportation	LD EV	N/A	CC	N/A	2035	Monitor Load	N/A	N/A
HOLLYWOOD 0401	2512994	Transportation	LD EV	N/A	CC	N/A	2023	Monitor Load	N/A	N/A
HOLLYWOOD 0401	2512995	Transportation	LD EV	N/A	CC	N/A	2024	Monitor Load	N/A	N/A
HOLLYWOOD 0401	2512996	Transportation	LD EV	N/A	CC	N/A	2025	Monitor Load	N/A	N/A
HOLLYWOOD 0401	2512997	Transportation	LD EV	N/A	CC	N/A	2026	Monitor Load	N/A	N/A
HOLLYWOOD 0401	2512998	Transportation	LD EV	N/A	CC	N/A	2027	Monitor Load	N/A	N/A
HOLLYWOOD 0401	2512999	Transportation	LD EV	N/A	CC	N/A	2028	Monitor Load	N/A	N/A
HOLLYWOOD 0401	2513000	Transportation	LD EV	N/A	CC	N/A	2029	Monitor Load	N/A	N/A
HOLLYWOOD 0401	2513001	Transportation	LD EV	N/A	CC	N/A	2030	Monitor Load	N/A	N/A
HOLLYWOOD 0401	2513002	Transportation	LD EV	N/A	CC	N/A	2031	Monitor Load	N/A	N/A
HOLLYWOOD 0401	2513003	Transportation	LD EV	N/A	CC	N/A	2032	Monitor Load	N/A	N/A
HOLLYWOOD 0401	2513004	Transportation	LD EV	N/A	CC	N/A	2033	Monitor Load	N/A	N/A
HOLLYWOOD 0401	2513005	Transportation	LD EV	N/A	CC	N/A	2034	Monitor Load	N/A	N/A
OAKLAND X 1114	2397449	Transportation	MD/HD EV	N/A	CC	9/21/2022	2024	Monitor Load	N/A	N/A
OAKLAND X 1106	2223638	Commercial	Business	N/A	CC	7/23/2019	2023	Service Requested	N/A	N/A
OAKLAND X 1105	2223639	Transportation	MD/HD EV	N/A	CC	9/3/2021	2023	Monitor Load	N/A	N/A
OAKLAND X 1105	2292514	Transportation	MD/HD EV	N/A	CC	11/9/2022	2024	Monitor Load	N/A	N/A
OAKLAND X 1104	2223787	Residential	Home Construction	N/A	CC	5/24/2022	2023	Service Requested	N/A	N/A
OAKLAND X 1102	2223640	Commercial	Business	N/A	CC	7/13/2022	2024	Service Requested	N/A	N/A
FRANKLIN 1102	1671931	Transportation	MD/HD EV	N/A	CC	6/14/2021	2023	Service Requested	N/A	N/A
FRANKLIN 1102	1999847	Transportation	MD/HD EV	N/A	CC	9/24/2020	2023	Monitor Load	N/A	N/A
POINT PINOLE 1101	1671933	Transportation	MD/HD EV	N/A	CC	N/A	2023	Monitor Load	N/A	N/A
POINT PINOLE 1101	2053523	Residential	Home Construction	N/A	CC	6/10/2021	2024	Service Requested	N/A	N/A
POINT PINOLE 1102	2222175	Commercial	Business	N/A	CC	10/7/2020	2024	Monitor Load	N/A	N/A
POINT PINOLE 1102	2222176	Residential	Home Construction	N/A	CC	1/28/2021	2023	Service Requested	N/A	N/A
POINT PINOLE 1102	2222177	Residential	Home Construction	N/A	CC	1/28/2021	2024	Service Requested	N/A	N/A
POINT PINOLE 1102	2222178	Commercial	Business	N/A	CC	N/A	2023	Monitor Load	N/A	N/A
POINT PINOLE 1102	2222179	Commercial	Business	N/A	CC	N/A	2024	Monitor Load	N/A	N/A
POINT PINOLE 1102	2052435	Transportation	MD/HD EV	N/A	CC	N/A	2023	Monitor Load	N/A	N/A
POINT PINOLE 1102	2052436	Transportation	MD/HD EV	N/A	CC	N/A	2023	Monitor Load	N/A	N/A
POINT PINOLE 1102	2052437	Transportation	MD/HD EV	N/A	CC	N/A	2024	Monitor Load	N/A	N/A
POINT PINOLE 1102	2223602	Transportation	MD/HD EV	N/A	CC	6/21/2022	2023	Monitor Load	N/A	N/A
POINT PINOLE 1102	2223603	Transportation	MD/HD EV	N/A	CC	4/25/2022	2023	Monitor Load	N/A	N/A
SAN PABLO 1106	1672352	Transportation	MD/HD EV	N/A	CC	10/26/2022	2023	Monitor Load	N/A	N/A
SAN PABLO 1106	2221845	Commercial	Business	N/A	CC	6/12/2020	2023	Monitor Load	N/A	N/A
VALLEY VIEW 1106	2457799	Transportation	LD EV	N/A	CC	N/A	2023	Monitor Load	N/A	N/A

PG&E 2023 Distribution Deferral Opportunity Report (DDOR)

Appendix G: Known Load Project Tracking Data

Version Date: 8/15/2023

Public

Circuit	Unique Identifier	Type	Category	IEPR Status	Load Amount (MVA)	Initial Service Request Date	Current Expected In-Service Date	Status	Actual In-Service Date	Actual Load Amount
VALLEY VIEW 1106	2457800	Transportation	LD EV	N/A	CC	N/A	2024	Monitor Load	N/A	N/A
VALLEY VIEW 1106	2457801	Transportation	LD EV	N/A	CC	N/A	2025	Monitor Load	N/A	N/A
VALLEY VIEW 1106	2457802	Transportation	LD EV	N/A	CC	N/A	2026	Monitor Load	N/A	N/A
VALLEY VIEW 1106	2457803	Transportation	LD EV	N/A	CC	N/A	2027	Monitor Load	N/A	N/A
VALLEY VIEW 1106	2525419	Transportation	LD EV	N/A	CC	N/A	2023	Monitor Load	N/A	N/A
VALLEY VIEW 1106	2525420	Transportation	LD EV	N/A	CC	N/A	2024	Monitor Load	N/A	N/A
VALLEY VIEW 1106	2525421	Transportation	LD EV	N/A	CC	N/A	2025	Monitor Load	N/A	N/A
VALLEY VIEW 1106	2525422	Transportation	LD EV	N/A	CC	N/A	2026	Monitor Load	N/A	N/A
VALLEY VIEW 1106	2525423	Transportation	LD EV	N/A	CC	N/A	2027	Monitor Load	N/A	N/A
VALLEY VIEW 1105	2053880	Residential	Home Construction	N/A	CC	N/A	2023	Monitor Load	N/A	N/A
RICHMOND R 1126	2397468	Transportation	MD/HD EV	N/A	CC	10/7/2022	2023	Service Requested	N/A	N/A
RICHMOND R 1126	2397469	Transportation	MD/HD EV	N/A	CC	4/12/2021	2023	Service Requested	N/A	N/A
RICHMOND R 1125	2221859	Residential	Home Construction	N/A	CC	6/17/2021	2023	Service Requested	N/A	N/A
RICHMOND R 1125	2054390	Commercial	Business	N/A	CC	6/17/2021	2023	Service Requested	N/A	N/A
RICHMOND R 1119	2221855	Residential	Home Construction	N/A	CC	2/9/2021	2023	Monitor Load	N/A	N/A
RICHMOND R 1121	2221838	Industrial	Cultivation	N/A	CC	3/29/2021	2024	Monitor Load	N/A	N/A
RICHMOND R 1121	2053638	Industrial	Cultivation	N/A	CC	3/29/2021	2023	Monitor Load	N/A	N/A
RICHMOND R 1130	2221844	Residential	Home Construction	N/A	CC	N/A	2023	Monitor Load	N/A	N/A
RICHMOND R 1127	2221861	Industrial	Cultivation	N/A	CC	2/8/2021	2023	Service Requested	N/A	N/A
RICHMOND R 1127	1676345	Industrial	Cultivation	N/A	CC	8/13/2020	2023	Service Requested	N/A	N/A
RICHMOND R 1127	1676227	Industrial	Cultivation	N/A	CC	8/17/2020	2023	Service Requested	N/A	N/A
RICHMOND R 1127	2052454	Industrial	Cultivation	N/A	CC	8/17/2020	2023	Service Requested	N/A	N/A
RICHMOND R 1129	2222270	Industrial	Facilities	N/A	CC	N/A	2023	Monitor Load	N/A	N/A
RICHMOND R 1129	2054398	Transportation	MD/HD EV	N/A	CC	4/12/2021	2028	Service Requested	N/A	N/A
RICHMOND R 1129	2223394	Transportation	MD/HD EV	N/A	CC	3/3/2022	2023	Service Requested	N/A	N/A
RICHMOND R 1129	2223395	Transportation	MD/HD EV	N/A	CC	3/3/2022	2025	Service Requested	N/A	N/A
RICHMOND R 1129	2223396	Industrial	Cultivation	N/A	CC	2/28/2022	2023	Service Requested	N/A	N/A
RICHMOND R 1129	2222385	Industrial	Facilities	N/A	CC	6/11/2021	2025	Service Requested	N/A	N/A
BERKELEY F 1104 (FT2/F115)	2221860	Residential	Home Construction	N/A	CC	N/A	2023	Monitor Load	N/A	N/A
BERKELEY F 1102	2221857	Residential	Home Construction	N/A	CC	4/19/2021	2023	Service Requested	N/A	N/A
BERKELEY F 1102	1676011	Residential	Home Construction	N/A	CC	N/A	2023	Monitor Load	N/A	N/A
BERKELEY F 1105	2221850	Transportation	MD/HD EV	N/A	CC	2/10/2021	2023	Service Requested	N/A	N/A
BERKELEY F 1103	2221852	Residential	Home Construction	N/A	CC	N/A	2023	Monitor Load	N/A	N/A
EL CERRITO G 1103	2221854	Residential	Home Construction	N/A	CC	4/15/2021	2023	Service Requested	N/A	N/A
EL CERRITO G 1113	2221856	Transportation	MD/HD EV	N/A	CC	6/29/2021	2023	Monitor Load	N/A	N/A
EL CERRITO G 1113	2223337	Transportation	MD/HD EV	N/A	CC	8/8/2022	2023	Monitor Load	N/A	N/A
EL CERRITO G 1101	2221853	Residential	Home Construction	N/A	CC	3/22/2021	2023	Service Requested	N/A	N/A
EL CERRITO G 1101	2221846	Industrial	Cultivation	N/A	CC	9/9/2020	2023	Service Requested	N/A	N/A
EL CERRITO G 1101	2221847	Industrial	Cultivation	N/A	CC	9/9/2020	2023	Service Requested	N/A	N/A
EL CERRITO G 1106	2051752	Transportation	MD/HD EV	N/A	CC	9/1/2020	2023	Service Requested	N/A	N/A

PG&E 2023 Distribution Deferral Opportunity Report (DDOR)

Appendix G: Known Load Project Tracking Data

Version Date: 8/15/2023

Public

Circuit	Unique Identifier	Type	Category	IEPR Status	Load Amount (MVA)	Initial Service Request Date	Current Expected In-Service Date	Status	Actual In-Service Date	Actual Load Amount
EL CERRITO G 1110	1999742	Commercial	Business	N/A	CC	9/2/2020	2023	Service Requested	N/A	N/A
DEVILS DEN 1101	1672379	Agriculture	Agriculture	N/A	CC	11/29/2018	2023	Monitor Load	N/A	N/A
DEVILS DEN 1101	1672380	Agriculture	Agriculture	N/A	CC	8/15/2018	2023	Service Requested	N/A	N/A
DEVILS DEN 1101	1672381	Agriculture	Agriculture	N/A	CC	2/25/2020	2023	Service Requested	N/A	N/A
DEVILS DEN 1101	1671912	Agriculture	Agriculture	N/A	CC	4/12/2019	2023	Service Requested	N/A	N/A
DEVILS DEN 1101	1671916	Agriculture	Agriculture	N/A	CC	4/12/2019	2023	Service Requested	N/A	N/A
DEVILS DEN 1101	1671917	Agriculture	Agriculture	N/A	CC	4/12/2019	2023	Service Requested	N/A	N/A
DEVILS DEN 1101	1671919	Agriculture	Agriculture	N/A	CC	11/12/2018	2023	Service Requested	N/A	N/A
DEVILS DEN 1101	1671921	Agriculture	Agriculture	N/A	CC	4/12/2019	2023	Service Requested	N/A	N/A
DEVILS DEN 1101	1671922	Agriculture	Agriculture	N/A	CC	4/12/2019	2023	Service Requested	N/A	N/A
DEVILS DEN 1101	1671923	Agriculture	Agriculture	N/A	CC	11/12/2018	2023	Service Requested	N/A	N/A
DEVILS DEN 1101	1671929	Agriculture	Agriculture	N/A	CC	8/15/2018	2023	Monitor Load	N/A	N/A
DEVILS DEN 1101	2292511	Agriculture	Agriculture	N/A	CC	6/13/2022	2023	Service Requested	N/A	N/A
DEVILS DEN 1102	1671927	Agriculture	Agriculture	N/A	CC	8/15/2018	2023	Service Requested	N/A	N/A
DEVILS DEN 1102	1676292	Agriculture	Agriculture	N/A	CC	4/2/2020	2023	Service Requested	N/A	N/A
ASHLAN AVENUE 1107	2052994	Commercial	Business	N/A	CC	N/A	2023	Monitor Load	N/A	N/A
ASHLAN AVENUE 1113	2052391	Transportation	MD/HD EV	N/A	CC	N/A	2023	Monitor Load	N/A	N/A
ASHLAN AVENUE 1113	2052392	Residential	Home Construction	N/A	CC	N/A	2025	Monitor Load	N/A	N/A
ASHLAN AVENUE 1113	2052393	Residential	Home Construction	N/A	CC	N/A	2024	Monitor Load	N/A	N/A
ASHLAN AVENUE 1113	2052394	Residential	Home Construction	N/A	CC	N/A	2023	Monitor Load	N/A	N/A
ASHLAN AVENUE 1113	2053636	Residential	Home Construction	N/A	CC	N/A	2023	Monitor Load	N/A	N/A
ASHLAN AVENUE 1113	2529559	Residential	Home Construction	N/A	CC	N/A	2023	Monitor Load	N/A	N/A
ASHLAN AVENUE 1113	2529560	Residential	Home Construction	N/A	CC	N/A	2024	Monitor Load	N/A	N/A
ASHLAN AVENUE 1113	2529561	Residential	Home Construction	N/A	CC	N/A	2023	Monitor Load	N/A	N/A
ASHLAN AVENUE 1113	2529562	Residential	Home Construction	N/A	CC	N/A	2024	Monitor Load	N/A	N/A
ASHLAN AVENUE 1113	2223169	Residential	Home Construction	N/A	CC	5/2/2022	2023	Service Requested	N/A	N/A
ASHLAN AVENUE 1113	2223170	Residential	Home Construction	N/A	CC	5/2/2022	2024	Service Requested	N/A	N/A
ASHLAN AVENUE 1113	2222873	Residential	Home Construction	N/A	CC	12/6/2021	2023	Service Requested	N/A	N/A
ASHLAN AVENUE 1113	2222874	Residential	Home Construction	N/A	CC	12/6/2021	2024	Service Requested	N/A	N/A
ASHLAN AVENUE 1113	2222875	Residential	Home Construction	N/A	CC	12/6/2021	2025	Service Requested	N/A	N/A
ASHLAN AVENUE 1106	2053756	Commercial	Business	N/A	CC	4/7/2021	2023	Monitor Load	N/A	N/A
ASHLAN AVENUE 1104	2221839	Residential	Home Construction	N/A	CC	9/15/2021	2023	Monitor Load	N/A	N/A
ASHLAN AVENUE 1104	2222213	Commercial	Business	N/A	CC	12/15/2021	2023	Service Requested	N/A	N/A
ASHLAN AVENUE 1108	2054019	Transportation	MD/HD EV	N/A	CC	N/A	2025	Monitor Load	N/A	N/A
ASHLAN AVENUE 1108	2053381	Transportation	MD/HD EV	N/A	CC	N/A	2026	Monitor Load	N/A	N/A
ASHLAN AVENUE 1108	2053382	Transportation	MD/HD EV	N/A	CC	N/A	2023	Monitor Load	N/A	N/A
ASHLAN AVENUE 1108	2053384	Transportation	MD/HD EV	N/A	CC	N/A	2024	Monitor Load	N/A	N/A
BARTON 1108	2222351	Commercial	Business	N/A	CC	2/2/2022	2023	Service Requested	N/A	N/A
BARTON 1102	2222116	Commercial	Business	N/A	CC	2/7/2022	2023	Service Requested	N/A	N/A
BARTON 1102	1207861	Commercial	Business	N/A	CC	2/5/2019	2023	Service Requested	N/A	N/A

PG&E 2023 Distribution Deferral Opportunity Report (DDOR)

Appendix G: Known Load Project Tracking Data

Version Date: 8/15/2023

Public

Circuit	Unique Identifier	Type	Category	IEPR Status	Load Amount (MVA)	Initial Service Request Date	Current Expected In-Service Date	Status	Actual In-Service Date	Actual Load Amount
BARTON 1105	2054410	Residential	Home Construction	N/A	CC	3/6/2019	2023	Monitor Load	N/A	N/A
BARTON 1105	2053349	Commercial	Business	N/A	CC	12/15/2020	2023	Monitor Load	N/A	N/A
BARTON 1105	2053841	Commercial	Business	N/A	CC	2/16/2021	2023	Service Requested	N/A	N/A
BARTON 1105	2223171	Transportation	MD/HD EV	N/A	CC	6/8/2022	2023	Service Requested	N/A	N/A
BARTON 1105	2223146	Commercial	Business	N/A	CC	2/17/2022	2024	Service Requested	N/A	N/A
BARTON 1105	2223429	Residential	Home Construction	N/A	CC	N/A	2023	Monitor Load	N/A	N/A
BARTON 1105	2223430	Residential	Home Construction	N/A	CC	N/A	2024	Monitor Load	N/A	N/A
BARTON 1105	2223431	Residential	Home Construction	N/A	CC	N/A	2025	Monitor Load	N/A	N/A
BARTON 1101	2222518	Commercial	Business	N/A	CC	4/21/2022	2023	Service Requested	N/A	N/A
BARTON 1109	2223684	Transportation	MD/HD EV	N/A	CC	10/10/2022	2023	Service Requested	N/A	N/A
BARTON 1111	2221744	Residential	Home Construction	N/A	CC	N/A	2024	Monitor Load	N/A	N/A
BARTON 1112	2221545	Commercial	Business	N/A	CC	6/4/2021	2023	Service Requested	N/A	N/A
BARTON 1112	2222086	Commercial	Business	N/A	CC	6/17/2021	2024	Service Requested	N/A	N/A
BARTON 1112	2053368	Transportation	MD/HD EV	N/A	CC	5/24/2021	2023	Service Requested	N/A	N/A
BARTON 1112	2053370	Transportation	MD/HD EV	N/A	CC	5/24/2021	2024	Service Requested	N/A	N/A
BARTON 1112	2223752	Transportation	MD/HD EV	N/A	CC	5/24/2021	2025	Service Requested	N/A	N/A
BARTON 1112	2223753	Transportation	MD/HD EV	N/A	CC	5/24/2021	2026	Service Requested	N/A	N/A
BARTON 1112	2397471	Transportation	MD/HD EV	N/A	CC	10/19/2022	2024	Service Requested	N/A	N/A
BARTON 1112	2529640	Transportation	MD/HD EV	N/A	CC	5/24/2021	2027	Service Requested	N/A	N/A
BARTON 1110	2221505	Commercial	Business	N/A	CC	4/1/2021	2023	Service Requested	N/A	N/A
BARTON 1114	2222034	Commercial	Business	N/A	CC	7/14/2021	2023	Service Requested	N/A	N/A
BARTON 1115	2221662	Industrial	Facilities	N/A	CC	N/A	2023	Monitor Load	N/A	N/A
BARTON 1115	2053398	Commercial	Business	N/A	CC	5/22/2020	2023	Monitor Load	N/A	N/A
BARTON 1115	2053446	Residential	Home Construction	N/A	CC	4/6/2021	2024	Service Requested	N/A	N/A
BARTON 1115	2053447	Residential	Home Construction	N/A	CC	4/6/2021	2023	Service Requested	N/A	N/A
BARTON 1115	2053448	Residential	Home Construction	N/A	CC	N/A	2023	Monitor Load	N/A	N/A
BARTON 1115	2053963	Commercial	Business	N/A	CC	3/2/2020	2023	Monitor Load	N/A	N/A
BARTON 1115	2053747	Residential	Home Construction	N/A	CC	4/6/2021	2025	Service Requested	N/A	N/A
BARTON 1115	2053748	Commercial	Business	N/A	CC	N/A	2023	Monitor Load	N/A	N/A
BARTON 1115	2054003	Commercial	Business	N/A	CC	N/A	2023	Monitor Load	N/A	N/A
BARTON 1115	1999733	Residential	Home Construction	N/A	CC	6/6/2020	2023	Monitor Load	N/A	N/A
BARTON 1115	2529815	Industrial	Facilities	N/A	CC	N/A	2023	Monitor Load	N/A	N/A
BARTON 1115	2529586	Residential	Home Construction	N/A	CC	4/6/2021	2026	Service Requested	N/A	N/A
BULLARD 1107	2529726	Commercial	Business	N/A	CC	3/7/2022	2023	Service Requested	N/A	N/A
BULLARD 1110	2052399	Residential	Home Construction	N/A	CC	N/A	2023	Monitor Load	N/A	N/A
BULLARD 1110	2221989	Commercial	Business	N/A	CC	4/13/2021	2023	Service Requested	N/A	N/A
BULLARD 1101	2053892	Residential	Home Construction	N/A	CC	2/24/2021	2023	Monitor Load	N/A	N/A
BULLARD 1113	2053539	Residential	Home Construction	N/A	CC	N/A	2023	Monitor Load	N/A	N/A
BULLARD 1113	2223484	Transportation	MD/HD EV	N/A	CC	9/13/2022	2023	Monitor Load	N/A	N/A
MANCHESTER 1103	2222903	Residential	Home Construction	N/A	CC	N/A	2023	Monitor Load	N/A	N/A

PG&E 2023 Distribution Deferral Opportunity Report (DDOR)

Appendix G: Known Load Project Tracking Data

Version Date: 8/15/2023

Public

Circuit	Unique Identifier	Type	Category	IEPR Status	Load Amount (MVA)	Initial Service Request Date	Current Expected In-Service Date	Status	Actual In-Service Date	Actual Load Amount
MANCHESTER 1104	2222033	Commercial	Business	N/A	CC	6/17/2021	2023	Service Requested	N/A	N/A
MANCHESTER 1102	2054105	Commercial	Business	N/A	CC	6/24/2021	2023	Monitor Load	N/A	N/A
MANCHESTER 1105	2052993	Commercial	Business	N/A	CC	4/13/2021	2023	Service Requested	N/A	N/A
MANCHESTER 1105	2222997	Commercial	Business	N/A	CC	2/15/2022	2023	Service Requested	N/A	N/A
MANCHESTER 1105	2222999	Transportation	MD/HD EV	N/A	CC	7/8/2022	2023	Monitor Load	N/A	N/A
MANCHESTER 1110	2223346	Commercial	Business	N/A	CC	7/12/2022	2023	Service Requested	N/A	N/A
MANCHESTER 1109	2223593	Residential	Home Construction	N/A	CC	2/9/2022	2023	Service Requested	N/A	N/A
MANCHESTER 1109	2223594	Residential	Home Construction	N/A	CC	2/9/2022	2024	Service Requested	N/A	N/A
MANCHESTER 1109	2223595	Residential	Home Construction	N/A	CC	2/9/2022	2025	Service Requested	N/A	N/A
MANCHESTER 1109	2222946	Commercial	Business	N/A	CC	3/31/2022	2023	Service Requested	N/A	N/A
MANCHESTER 1109	2529856	Residential	Home Construction	N/A	CC	9/23/2021	2023	Service Requested	N/A	N/A
MANCHESTER 1109	2529857	Residential	Home Construction	N/A	CC	9/23/2021	2024	Service Requested	N/A	N/A
MANCHESTER 1109	2529858	Residential	Home Construction	N/A	CC	9/23/2021	2025	Service Requested	N/A	N/A
MANCHESTER 1109	2223780	Residential	Home Construction	N/A	CC	N/A	2023	Monitor Load	N/A	N/A
MANCHESTER 1109	2052402	Commercial	Business	N/A	CC	N/A	2023	Monitor Load	N/A	N/A
MANCHESTER 1109	2053814	Transportation	MD/HD EV	N/A	CC	9/3/2021	2023	Service Requested	N/A	N/A
MANCHESTER 1109	2053267	Commercial	Business	N/A	CC	3/3/2021	2023	Service Requested	N/A	N/A
MANCHESTER 1111	2222158	Commercial	Business	N/A	CC	N/A	2023	Monitor Load	N/A	N/A
MANCHESTER 1111	2222561	Commercial	Business	N/A	CC	4/26/2022	2023	Service Requested	N/A	N/A
CLOVIS 1107	2223507	Residential	Home Construction	N/A	CC	N/A	2023	Monitor Load	N/A	N/A
CLOVIS 1107	2292512	Commercial	Business	N/A	CC	8/30/2022	2023	Service Requested	N/A	N/A
CLOVIS 1107	2224044	Residential	Home Construction	N/A	CC	N/A	2023	Monitor Load	N/A	N/A
CLOVIS 1107	2529465	Commercial	Business	N/A	CC	N/A	2023	Monitor Load	N/A	N/A
CLOVIS 1107	2529466	Commercial	Business	N/A	CC	N/A	2023	Monitor Load	N/A	N/A
CLOVIS 1107	824512	Industrial	Facilities	N/A	CC	5/25/2018	2025	Monitor Load	N/A	N/A
CLOVIS 1107	824513	Industrial	Facilities	N/A	CC	5/25/2018	2027	Monitor Load	N/A	N/A
COPPERMINE 1104	2052877	Residential	Home Construction	N/A	CC	N/A	2023	Monitor Load	N/A	N/A
COPPERMINE 1104	2292473	Transportation	LD EV	N/A	CC	N/A	2023	Monitor Load	N/A	N/A
COALINGA NO 1 1108	2223738	Commercial	Business	N/A	CC	N/A	2023	Monitor Load	N/A	N/A
COALINGA NO 1 1108	2222352	Industrial	Cultivation	N/A	CC	5/24/2021	2023	Service Requested	N/A	N/A
COALINGA NO 1 1108	2222406	Residential	Home Construction	N/A	CC	12/24/2021	2023	Service Requested	N/A	N/A
COALINGA NO 1 1108	2053832	Residential	Home Construction	N/A	CC	N/A	2023	Monitor Load	N/A	N/A
COALINGA NO 1 1109	1676465	Agriculture	Agriculture	N/A	CC	5/31/2020	2023	Monitor Load	N/A	N/A
COALINGA NO 1 1107	2052429	Industrial	Cultivation	N/A	CC	11/16/2020	2025	Service Requested	N/A	N/A
COALINGA NO 1 1107	2053595	Industrial	Cultivation	N/A	CC	9/15/2020	2025	Monitor Load	N/A	N/A
COALINGA NO 2 1105	823775	Industrial	Cultivation	N/A	CC	10/25/2016	2023	Monitor Load	N/A	N/A
COALINGA NO 2 1107	1672098	Transportation	MD/HD EV	N/A	CC	9/4/2019	2023	Service Requested	N/A	N/A
COALINGA NO 2 1107	1672099	Transportation	MD/HD EV	N/A	CC	9/4/2019	2024	Service Requested	N/A	N/A
COALINGA NO 2 1107	1672071	Transportation	MD/HD EV	N/A	CC	9/4/2019	2023	Service Requested	N/A	N/A
COALINGA NO 2 1107	2052586	Transportation	MD/HD EV	N/A	CC	1/4/2021	2023	Monitor Load	N/A	N/A

PG&E 2023 Distribution Deferral Opportunity Report (DDOR)

Appendix G: Known Load Project Tracking Data

Version Date: 8/15/2023

Public

Circuit	Unique Identifier	Type	Category	IEPR Status	Load Amount (MVA)	Initial Service Request Date	Current Expected In-Service Date	Status	Actual In-Service Date	Actual Load Amount
COALINGA NO 2 1107	2053477	Commercial	Business	N/A	CC	10/28/2020	2024	Service Requested	N/A	N/A
COALINGA NO 2 1107	2053375	Commercial	Business	N/A	CC	10/28/2020	2023	Service Requested	N/A	N/A
COALINGA NO 2 1107	2223734	Transportation	MD/HD EV	N/A	CC	3/5/2021	2023	Monitor Load	N/A	N/A
COALINGA NO 2 1106	2054150	Agriculture	Agriculture	N/A	CC	N/A	2024	Monitor Load	N/A	N/A
COALINGA NO 2 1106	2054151	Agriculture	Agriculture	N/A	CC	N/A	2025	Monitor Load	N/A	N/A
COALINGA NO 2 1106	2221732	Agriculture	Agriculture	N/A	CC	N/A	2027	Monitor Load	N/A	N/A
COALINGA NO 2 1106	1207720	Agriculture	Agriculture	N/A	CC	N/A	2023	Monitor Load	N/A	N/A
ANGIOLA 1103	2529406	Agriculture	Agriculture	N/A	CC	4/26/2021	2023	Service Requested	N/A	N/A
ANGIOLA 1102	1676475	Agriculture	Agriculture	N/A	CC	2/24/2020	2023	Service Requested	N/A	N/A
CORCORAN 1116	1676472	Agriculture	Agriculture	N/A	CC	N/A	2023	Monitor Load	N/A	N/A
CORCORAN 1116	2221493	Agriculture	Agriculture	N/A	CC	12/18/2020	2023	Monitor Load	N/A	N/A
CORCORAN 1116	2221494	Agriculture	Agriculture	N/A	CC	12/18/2020	2023	Monitor Load	N/A	N/A
CORCORAN 1116	2529605	Commercial	Business	N/A	CC	7/18/2022	2023	Service Requested	N/A	N/A
CORCORAN 1112	2529438	Agriculture	Agriculture	N/A	CC	8/24/2022	2023	Service Requested	N/A	N/A
CORCORAN 1112	2529408	Agriculture	Agriculture	N/A	CC	8/16/2021	2023	Monitor Load	N/A	N/A
CORCORAN 1112	2221495	Agriculture	Agriculture	N/A	CC	4/16/2021	2023	Service Requested	N/A	N/A
CORCORAN 1112	1999809	Agriculture	Agriculture	N/A	CC	8/3/2022	2023	Service Requested	N/A	N/A
CORCORAN 1112	1672397	Agriculture	Agriculture	N/A	CC	6/2/2020	2023	Monitor Load	N/A	N/A
CORCORAN 1106	2221499	Agriculture	Agriculture	N/A	CC	3/22/2021	2023	Monitor Load	N/A	N/A
CORCORAN 1106	2221659	Agriculture	Agriculture	N/A	CC	8/3/2021	2023	Monitor Load	N/A	N/A
CORCORAN 1106	2529436	Agriculture	Agriculture	N/A	CC	1/27/2022	2023	Service Requested	N/A	N/A
CORCORAN 1106	2529437	Agriculture	Agriculture	N/A	CC	1/27/2022	2023	Monitor Load	N/A	N/A
CORCORAN 1106	2223948	Agriculture	Agriculture	N/A	CC	8/10/2022	2023	Monitor Load	N/A	N/A
ASHLAN AVENUE 2119	2223953	Commercial	Business	N/A	CC	9/28/2022	2023	Service Requested	N/A	N/A
ASHLAN AVENUE 2118	2222384	Transportation	MD/HD EV	N/A	CC	N/A	2023	Monitor Load	N/A	N/A
FIGARDEN 2104	2529804	Residential	Home Construction	N/A	CC	12/19/2022	2024	Service Requested	N/A	N/A
FIGARDEN 2102	2529852	Residential	Home Construction	N/A	CC	N/A	2023	Monitor Load	N/A	N/A
FIGARDEN 2102	2529853	Residential	Home Construction	N/A	CC	N/A	2023	Monitor Load	N/A	N/A
FIGARDEN 2102	2223500	Transportation	MD/HD EV	N/A	CC	7/14/2022	2023	Service Requested	N/A	N/A
FIGARDEN 2102	2053209	Residential	Home Construction	N/A	CC	N/A	2023	Monitor Load	N/A	N/A
FIGARDEN 2102	2053210	Residential	Home Construction	N/A	CC	N/A	2024	Monitor Load	N/A	N/A
FIGARDEN 2102	1671956	Residential	Home Construction	N/A	CC	12/17/2018	2023	Monitor Load	N/A	N/A
FIGARDEN 2102	1676144	Residential	Home Construction	N/A	CC	N/A	2023	Monitor Load	N/A	N/A
FIGARDEN 2102	1675936	Residential	Home Construction	N/A	CC	N/A	2023	Monitor Load	N/A	N/A
FIGARDEN 2102	1676183	Residential	Home Construction	N/A	CC	N/A	2023	Monitor Load	N/A	N/A
FIGARDEN 2102	1676184	Residential	Home Construction	N/A	CC	N/A	2024	Monitor Load	N/A	N/A
FIGARDEN 2102	1676170	Residential	Home Construction	N/A	CC	N/A	2023	Monitor Load	N/A	N/A
FIGARDEN 2102	1207845	Residential	Home Construction	N/A	CC	9/3/2019	2023	Monitor Load	N/A	N/A
FIGARDEN 2102	1092924	Residential	Home Construction	N/A	CC	N/A	2023	Monitor Load	N/A	N/A
FIGARDEN 2108	2053603	Transportation	MD/HD EV	N/A	CC	7/22/2021	2023	Monitor Load	N/A	N/A

PG&E 2023 Distribution Deferral Opportunity Report (DDOR)

Appendix G: Known Load Project Tracking Data

Version Date: 8/15/2023

Public

Circuit	Unique Identifier	Type	Category	IEPR Status	Load Amount (MVA)	Initial Service Request Date	Current Expected In-Service Date	Status	Actual In-Service Date	Actual Load Amount
FIGARDEN 2108	2222534	Residential	Home Construction	N/A	CC	3/8/2022	2023	Service Requested	N/A	N/A
FIGARDEN 2108	2529469	Commercial	Business	N/A	CC	N/A	2024	Monitor Load	N/A	N/A
CALFLAX 1101	2222666	Agriculture	Agriculture	N/A	CC	3/11/2022	2023	Service Requested	N/A	N/A
CALFLAX 1101	2222667	Agriculture	Agriculture	N/A	CC	2/11/2022	2023	Monitor Load	N/A	N/A
CALFLAX 1101	2223077	Agriculture	Agriculture	N/A	CC	10/19/2019	2023	Service Requested	N/A	N/A
CALFLAX 1101	2053576	Agriculture	Agriculture	N/A	CC	1/4/2021	2023	Service Requested	N/A	N/A
CALFLAX 1101	2053195	Agriculture	Agriculture	N/A	CC	3/25/2021	2023	Monitor Load	N/A	N/A
CALFLAX 1104	1676365	Agriculture	Agriculture	N/A	CC	3/31/2020	2023	Service Requested	N/A	N/A
CALFLAX 1103	824050	Agriculture	Agriculture	N/A	CC	9/19/2017	2023	Monitor Load	N/A	N/A
CALFLAX 1103	2223079	Agriculture	Agriculture	N/A	CC	3/20/2022	2023	Service Requested	N/A	N/A
CALFLAX 1103	2223080	Agriculture	Agriculture	N/A	CC	3/15/2022	2023	Service Requested	N/A	N/A
CANTUA 1103	824302	Commercial	Business	N/A	CC	8/27/2017	2023	Service Requested	N/A	N/A
CANTUA 1102	2053335	Agriculture	Agriculture	N/A	CC	2/23/2021	2023	Service Requested	N/A	N/A
CANTUA 1102	2223276	Agriculture	Agriculture	N/A	CC	3/11/2022	2023	Service Requested	N/A	N/A
CANTUA 1101	2053951	Agriculture	Agriculture	N/A	CC	2/15/2021	2023	Service Requested	N/A	N/A
CANTUA 1101	1676314	Agriculture	Agriculture	N/A	CC	5/31/2020	2023	Monitor Load	N/A	N/A
GATES 1102	2053518	Agriculture	Agriculture	N/A	CC	12/30/2020	2023	Monitor Load	N/A	N/A
GATES 1102	2053520	Agriculture	Agriculture	N/A	CC	12/22/2020	2023	Monitor Load	N/A	N/A
GATES 1102	2222259	Agriculture	Agriculture	N/A	CC	8/5/2021	2023	Monitor Load	N/A	N/A
GATES 1102	2223049	Agriculture	Agriculture	N/A	CC	2/18/2022	2023	Service Requested	N/A	N/A
GATES 1102	2292472	Agriculture	Agriculture	N/A	CC	6/27/2022	2023	Service Requested	N/A	N/A
GATES 1101	2222706	Agriculture	Agriculture	N/A	CC	11/12/2021	2023	Service Requested	N/A	N/A
GATES 1101	2222898	Agriculture	Agriculture	N/A	CC	11/12/2021	2023	Service Requested	N/A	N/A
GATES 1101	2222361	Agriculture	Agriculture	N/A	CC	9/7/2021	2023	Service Requested	N/A	N/A
GATES 1101	2222237	Transportation	MD/HD EV	N/A	CC	1/27/2022	2024	Service Requested	N/A	N/A
GATES 1101	2222152	Transportation	MD/HD EV	N/A	CC	1/27/2022	2024	Service Requested	N/A	N/A
GATES 1101	2222153	Transportation	MD/HD EV	N/A	CC	1/27/2022	2026	Service Requested	N/A	N/A
GIFFEN 1102	2054262	Agriculture	Agriculture	N/A	CC	N/A	2025	Monitor Load	N/A	N/A
GIFFEN 1102	2052634	Agriculture	Agriculture	N/A	CC	N/A	2024	Monitor Load	N/A	N/A
GIFFEN 1102	2222862	Agriculture	Agriculture	N/A	CC	12/10/2020	2023	Service Requested	N/A	N/A
GIFFEN 1103	2222864	Agriculture	Agriculture	N/A	CC	3/14/2022	2023	Service Requested	N/A	N/A
GIFFEN 1103	2222756	Agriculture	Agriculture	N/A	CC	12/1/2021	2023	Service Requested	N/A	N/A
GIFFEN 1103	2222951	Agriculture	Agriculture	N/A	CC	1/12/2022	2023	Service Requested	N/A	N/A
GIFFEN 1103	2222586	Industrial	Facilities	N/A	CC	N/A	2023	Monitor Load	N/A	N/A
GIFFEN 1103	2052769	Agriculture	Agriculture	N/A	CC	6/9/2020	2023	Monitor Load	N/A	N/A
HURON 1116	2052824	Agriculture	Agriculture	N/A	CC	10/30/2019	2023	Service Requested	N/A	N/A
HURON 1116	2222398	Agriculture	Agriculture	N/A	CC	1/24/2022	2023	Service Requested	N/A	N/A
HURON 1112	2222498	Residential	Home Construction	N/A	CC	2/22/2022	2023	Service Requested	N/A	N/A
HURON 1112	1207934	Residential	Home Construction	N/A	CC	N/A	2023	Monitor Load	N/A	N/A
HURON 1112	2221660	Residential	Home Construction	N/A	CC	10/22/2021	2023	Service Requested	N/A	N/A

PG&E 2023 Distribution Deferral Opportunity Report (DDOR)

Appendix G: Known Load Project Tracking Data

Version Date: 8/15/2023

Public

Circuit	Unique Identifier	Type	Category	IEPR Status	Load Amount (MVA)	Initial Service Request Date	Current Expected In-Service Date	Status	Actual In-Service Date	Actual Load Amount
SCHINDLER 1105	2222383	Agriculture	Agriculture	N/A	CC	8/16/2021	2023	Monitor Load	N/A	N/A
SCHINDLER 1116	2222880	Agriculture	Agriculture	N/A	CC	8/5/2020	2023	Service Requested	N/A	N/A
SCHINDLER 1116	2223035	Agriculture	Agriculture	N/A	CC	3/8/2022	2023	Service Requested	N/A	N/A
SCHINDLER 1116	2053727	Agriculture	Agriculture	N/A	CC	3/9/2021	2023	Monitor Load	N/A	N/A
SCHINDLER 1114	2529810	Agriculture	Agriculture	N/A	CC	3/15/2022	2023	Service Requested	N/A	N/A
GUERNSEY 1104	2222493	Agriculture	Agriculture	N/A	CC	1/21/2022	2023	Monitor Load	N/A	N/A
GUERNSEY 1102	2529356	Agriculture	Agriculture	N/A	CC	6/23/2022	2023	Service Requested	N/A	N/A
GUERNSEY 1102	824179	Commercial	Business	N/A	CC	N/A	2023	Monitor Load	N/A	N/A
GUERNSEY 1102	2052711	Agriculture	Agriculture	N/A	CC	6/22/2020	2023	Service Requested	N/A	N/A
GUERNSEY 1101	2052969	Agriculture	Agriculture	N/A	CC	2/14/2020	2023	Monitor Load	N/A	N/A
GUERNSEY 1101	1676193	Agriculture	Agriculture	N/A	CC	5/16/2019	2023	Service Requested	N/A	N/A
GUERNSEY 1101	2222461	Agriculture	Agriculture	N/A	CC	1/10/2022	2023	Service Requested	N/A	N/A
GUERNSEY 1101	2222393	Agriculture	Agriculture	N/A	CC	2/10/2022	2023	Service Requested	N/A	N/A
GUERNSEY 1101	2222609	Agriculture	Agriculture	N/A	CC	4/8/2021	2023	Service Requested	N/A	N/A
GUERNSEY 1101	2222610	Agriculture	Agriculture	N/A	CC	5/20/2021	2023	Monitor Load	N/A	N/A
GUERNSEY 1103	2222313	Agriculture	Agriculture	N/A	CC	7/21/2021	2023	Monitor Load	N/A	N/A
GUERNSEY 1103	2222964	Agriculture	Agriculture	N/A	CC	1/6/2022	2023	Service Requested	N/A	N/A
GUERNSEY 1103	2053173	Agriculture	Agriculture	N/A	CC	10/3/2019	2023	Monitor Load	N/A	N/A
HENRIETTA 1110	2053027	Agriculture	Agriculture	N/A	CC	1/28/2020	2023	Monitor Load	N/A	N/A
HENRIETTA 1110	2222933	Agriculture	Agriculture	N/A	CC	11/4/2021	2023	Monitor Load	N/A	N/A
HENRIETTA 1110	2222566	Agriculture	Agriculture	N/A	CC	9/24/2021	2023	Service Requested	N/A	N/A
HENRIETTA 1110	2223290	Agriculture	Agriculture	N/A	CC	1/3/2022	2023	Service Requested	N/A	N/A
HENRIETTA 1110	2529823	Agriculture	Agriculture	N/A	CC	8/1/2022	2023	Service Requested	N/A	N/A
HENRIETTA 1106	2223310	Agriculture	Agriculture	N/A	CC	11/9/2021	2023	Service Requested	N/A	N/A
HENRIETTA 1106	2222608	Agriculture	Agriculture	N/A	CC	5/18/2021	2023	Service Requested	N/A	N/A
HENRIETTA 1106	2222906	Agriculture	Agriculture	N/A	CC	11/9/2021	2023	Service Requested	N/A	N/A
HENRIETTA 1106	1676225	Agriculture	Agriculture	N/A	CC	N/A	2023	Monitor Load	N/A	N/A
HENRIETTA 1106	2097	Agriculture	Agriculture	N/A	CC	7/17/2019	2023	Monitor Load	N/A	N/A
HENRIETTA 1108	2053029	Agriculture	Agriculture	N/A	CC	8/13/2019	2023	Monitor Load	N/A	N/A
HENRIETTA 1104	2222607	Agriculture	Agriculture	N/A	CC	8/18/2021	2023	Service Requested	N/A	N/A
HENRIETTA 1104	2222626	Industrial	Facilities	N/A	CC	1/5/2022	2023	Monitor Load	N/A	N/A
JACOBS CORNER 1101	2053081	Agriculture	Agriculture	N/A	CC	5/1/2019	2023	Monitor Load	N/A	N/A
JACOBS CORNER 1101	2052785	Agriculture	Agriculture	N/A	CC	11/20/2020	2023	Monitor Load	N/A	N/A
JACOBS CORNER 1101	1999739	Agriculture	Agriculture	N/A	CC	9/12/2020	2023	Monitor Load	N/A	N/A
JACOBS CORNER 1101	2054441	Agriculture	Agriculture	N/A	CC	7/9/2021	2023	Monitor Load	N/A	N/A
JACOBS CORNER 1102	2054450	Agriculture	Agriculture	N/A	CC	7/22/2021	2023	Monitor Load	N/A	N/A
JACOBS CORNER 1102	2053984	Agriculture	Agriculture	N/A	CC	7/26/2021	2023	Monitor Load	N/A	N/A
JACOBS CORNER 1102	2222350	Agriculture	Agriculture	N/A	CC	9/30/2021	2023	Service Requested	N/A	N/A
JACOBS CORNER 1102	2222453	Commercial	Business	N/A	CC	10/26/2021	2023	Monitor Load	N/A	N/A
JACOBS CORNER 1102	2222927	Agriculture	Agriculture	N/A	CC	11/19/2021	2023	Service Requested	N/A	N/A

PG&E 2023 Distribution Deferral Opportunity Report (DDOR)

Appendix G: Known Load Project Tracking Data

Version Date: 8/15/2023

Public

Circuit	Unique Identifier	Type	Category	IEPR Status	Load Amount (MVA)	Initial Service Request Date	Current Expected In-Service Date	Status	Actual In-Service Date	Actual Load Amount
JACOBS CORNER 1102	2222763	Agriculture	Agriculture	N/A	CC	11/2/2021	2023	Service Requested	N/A	N/A
JACOBS CORNER 1102	2529351	Agriculture	Agriculture	N/A	CC	5/4/2022	2023	Monitor Load	N/A	N/A
JACOBS CORNER 1102	2529575	Agriculture	Agriculture	N/A	CC	7/12/2022	2023	Service Requested	N/A	N/A
RESERVE OIL 1101	2052770	Agriculture	Agriculture	N/A	CC	8/9/2020	2023	Service Requested	N/A	N/A
RESERVE OIL 1101	2052771	Agriculture	Agriculture	N/A	CC	8/9/2020	2023	Service Requested	N/A	N/A
RESERVE OIL 1101	2052772	Agriculture	Agriculture	N/A	CC	8/9/2020	2024	Service Requested	N/A	N/A
RESERVE OIL 1101	2052729	Agriculture	Agriculture	N/A	CC	8/9/2020	2023	Service Requested	N/A	N/A
BIOLA 1103	2223937	Agriculture	Agriculture	N/A	CC	8/29/2022	2023	Service Requested	N/A	N/A
BIOLA 1103	2223821	Industrial	Facilities	N/A	CC	8/3/2020	2024	Service Requested	N/A	N/A
BIOLA 1101	2529662	Agriculture	Agriculture	N/A	CC	7/19/2022	2023	Service Requested	N/A	N/A
BIOLA 1101	2223676	Agriculture	Agriculture	N/A	CC	2/15/2022	2023	Service Requested	N/A	N/A
BIOLA 1101	2223612	Agriculture	Agriculture	N/A	CC	9/8/2022	2023	Service Requested	N/A	N/A
BIOLA 1102	2529637	Agriculture	Agriculture	N/A	CC	7/20/2022	2023	Monitor Load	N/A	N/A
KEARNEY 1104	2529601	Agriculture	Agriculture	N/A	CC	6/18/2022	2023	Service Requested	N/A	N/A
KEARNEY 1104	2222553	Agriculture	Agriculture	N/A	CC	8/10/2021	2023	Service Requested	N/A	N/A
KERMAN 1104	2223000	Agriculture	Agriculture	N/A	CC	2/24/2022	2023	Service Requested	N/A	N/A
KERMAN 1104	2223703	Agriculture	Agriculture	N/A	CC	5/14/2020	2023	Monitor Load	N/A	N/A
KERMAN 1108	2223208	Commercial	Business	N/A	CC	1/31/2022	2023	Service Requested	N/A	N/A
KERMAN 1108	2222565	Agriculture	Agriculture	N/A	CC	8/30/2021	2024	Monitor Load	N/A	N/A
KERMAN 1108	2053916	Residential	Home Construction	N/A	CC	12/12/2020	2023	Monitor Load	N/A	N/A
KERMAN 1108	2053917	Residential	Home Construction	N/A	CC	12/12/2020	2024	Monitor Load	N/A	N/A
KERMAN 1108	2053676	Transportation	MD/HD EV	N/A	CC	N/A	2023	Monitor Load	N/A	N/A
KERMAN 1101	2053908	Agriculture	Agriculture	N/A	CC	9/17/2020	2023	Monitor Load	N/A	N/A
KERMAN 1101	2053909	Agriculture	Agriculture	N/A	CC	5/28/2021	2023	Monitor Load	N/A	N/A
KERMAN 1101	2221702	Agriculture	Agriculture	N/A	CC	9/29/2021	2023	Monitor Load	N/A	N/A
KERMAN 1101	2223406	Agriculture	Agriculture	N/A	CC	4/18/2022	2023	Service Requested	N/A	N/A
KERMAN 1101	2529619	Agriculture	Agriculture	N/A	CC	2/28/2022	2023	Service Requested	N/A	N/A
KERMAN 1103	2529790	Agriculture	Agriculture	N/A	CC	8/22/2022	2023	Service Requested	N/A	N/A
KERMAN 1103	2223701	Agriculture	Agriculture	N/A	CC	5/6/2020	2023	Service Requested	N/A	N/A
KERMAN 1103	2223702	Agriculture	Agriculture	N/A	CC	8/5/2020	2023	Service Requested	N/A	N/A
KERMAN 1103	2221703	Agriculture	Agriculture	N/A	CC	5/29/2021	2023	Monitor Load	N/A	N/A
KERMAN 1103	2053915	Commercial	Business	N/A	CC	N/A	2023	Monitor Load	N/A	N/A
KERMAN 1103	2053677	Agriculture	Agriculture	N/A	CC	3/22/2021	2023	Service Requested	N/A	N/A
KERMAN 1103	2053674	Commercial	Business	N/A	CC	1/27/2021	2023	Service Requested	N/A	N/A
AVENAL 2101	2052030	Commercial	Business	N/A	CC	10/28/2019	2023	Service Requested	N/A	N/A
AVENAL 2101	1207863	Agriculture	Agriculture	N/A	CC	8/28/2018	2023	Service Requested	N/A	N/A
AVENAL 2101	2223449	Transportation	MD/HD EV	N/A	CC	N/A	2023	Monitor Load	N/A	N/A
KETTLEMAN HILLS 1101	2222761	Agriculture	Agriculture	N/A	CC	11/29/2021	2023	Monitor Load	N/A	N/A
KETTLEMAN HILLS 1101	2053813	Commercial	Business	N/A	CC	2/8/2021	2023	Service Requested	N/A	N/A
KETTLEMAN HILLS 2104	2052063	Residential	Home Construction	N/A	CC	N/A	2023	Monitor Load	N/A	N/A

PG&E 2023 Distribution Deferral Opportunity Report (DDOR)

Appendix G: Known Load Project Tracking Data

Version Date: 8/15/2023

Public

Circuit	Unique Identifier	Type	Category	IEPR Status	Load Amount (MVA)	Initial Service Request Date	Current Expected In-Service Date	Status	Actual In-Service Date	Actual Load Amount
KETTLEMAN HILLS 2104	2052064	Residential	Home Construction	N/A	CC	N/A	2024	Monitor Load	N/A	N/A
KETTLEMAN HILLS 2104	2529357	Agriculture	Agriculture	N/A	CC	8/10/2022	2023	Monitor Load	N/A	N/A
TULARE LAKE 1104	2052051	Transportation	MD/HD EV	N/A	CC	9/11/2020	2024	Service Requested	N/A	N/A
TULARE LAKE 1104	1999736	Transportation	MD/HD EV	N/A	CC	9/11/2020	2023	Service Requested	N/A	N/A
TULARE LAKE 1104	1207713	Transportation	MD/HD EV	N/A	CC	4/19/2019	2023	Monitor Load	N/A	N/A
TULARE LAKE 1104	2053496	Transportation	MD/HD EV	N/A	CC	6/17/2021	2024	Service Requested	N/A	N/A
TULARE LAKE 1104	2053437	Transportation	MD/HD EV	N/A	CC	4/27/2021	2023	Service Requested	N/A	N/A
TULARE LAKE 1104	2053438	Transportation	MD/HD EV	N/A	CC	6/17/2021	2023	Service Requested	N/A	N/A
KINGSBURG 1108	1671899	Residential	Home Construction	N/A	CC	7/25/2022	2023	Service Requested	N/A	N/A
KINGSBURG 1102	2223939	Commercial	Business	N/A	CC	8/24/2018	2023	Monitor Load	N/A	N/A
KINGSBURG 1102	2223940	Commercial	Business	N/A	CC	10/17/2022	2023	Service Requested	N/A	N/A
KINGSBURG 1102	2223942	Residential	Home Construction	N/A	CC	1/10/2022	2023	Monitor Load	N/A	N/A
KINGSBURG 1102	2223664	Commercial	Business	N/A	CC	8/24/2018	2023	Monitor Load	N/A	N/A
MC CALL 1103	2529426	Agriculture	Agriculture	N/A	CC	4/21/2021	2024	Monitor Load	N/A	N/A
MC CALL 1103	2221631	Agriculture	Agriculture	N/A	CC	N/A	2023	Monitor Load	N/A	N/A
MC CALL 1105	2053014	Transportation	MD/HD EV	N/A	CC	2/22/2021	2023	Service Requested	N/A	N/A
MC CALL 1105	2223984	Commercial	Business	N/A	CC	9/7/2018	2023	Monitor Load	N/A	N/A
MC CALL 1105	2223985	Agriculture	Agriculture	N/A	CC	10/22/2021	2023	Monitor Load	N/A	N/A
MC CALL 1106	2223989	Residential	Home Construction	N/A	CC	N/A	2023	Monitor Load	N/A	N/A
MC CALL 1106	2223991	Agriculture	Agriculture	N/A	CC	9/14/2020	2023	Monitor Load	N/A	N/A
MC CALL 1106	1672189	Industrial	Facilities	N/A	CC	N/A	2023	Monitor Load	N/A	N/A
PARLIER 1102	2224005	Residential	Home Construction	N/A	CC	10/7/2022	2023	Service Requested	N/A	N/A
CAMDEN 1105	2052757	Agriculture	Agriculture	N/A	CC	12/12/2019	2023	Service Requested	N/A	N/A
CAMDEN 1103	2224021	Agriculture	Agriculture	N/A	CC	9/10/2021	2023	Service Requested	N/A	N/A
CAMDEN 1103	2224024	Agriculture	Agriculture	N/A	CC	8/17/2022	2023	Service Requested	N/A	N/A
HARDWICK 1102	2054170	Agriculture	Agriculture	N/A	CC	8/29/2022	2023	Service Requested	N/A	N/A
LEMOORE 1101	2221984	Commercial	Business	N/A	CC	4/12/2021	2023	Monitor Load	N/A	N/A
LEMOORE 1101	2052764	Residential	Home Construction	N/A	CC	10/2/2020	2025	Service Requested	N/A	N/A
LEMOORE 1101	2052765	Residential	Home Construction	N/A	CC	10/2/2020	2024	Service Requested	N/A	N/A
LEMOORE 1101	2052766	Residential	Home Construction	N/A	CC	N/A	2025	Monitor Load	N/A	N/A
LEMOORE 1101	2052767	Residential	Home Construction	N/A	CC	N/A	2026	Monitor Load	N/A	N/A
LEMOORE 1101	1999811	Commercial	Business	N/A	CC	N/A	2023	Monitor Load	N/A	N/A
LEMOORE 1102	2222622	Industrial	Cultivation	N/A	CC	10/27/2021	2023	Monitor Load	N/A	N/A
BOWLES 1101	824547	Agriculture	Agriculture	N/A	CC	N/A	2023	Monitor Load	N/A	N/A
BOWLES 1104	2223776	Agriculture	Agriculture	N/A	CC	N/A	2023	Monitor Load	N/A	N/A
CARUTHERS 1104	2052972	Agriculture	Agriculture	N/A	CC	N/A	2023	Monitor Load	N/A	N/A
CARUTHERS 1101	2054000	Agriculture	Agriculture	N/A	CC	N/A	2023	Monitor Load	N/A	N/A
CARUTHERS 1102	2053787	Industrial	Facilities	N/A	CC	6/12/2019	2024	Monitor Load	N/A	N/A
CARUTHERS 1102	2053058	Agriculture	Agriculture	N/A	CC	N/A	2023	Monitor Load	N/A	N/A
MC MULLIN SUB 1106	1676179	Agriculture	Agriculture	N/A	CC	N/A	2023	Monitor Load	N/A	N/A

PG&E 2023 Distribution Deferral Opportunity Report (DDOR)

Appendix G: Known Load Project Tracking Data

Version Date: 8/15/2023

Public

Circuit	Unique Identifier	Type	Category	IEPR Status	Load Amount (MVA)	Initial Service Request Date	Current Expected In-Service Date	Status	Actual In-Service Date	Actual Load Amount
MC MULLIN SUB 1105	1676299	Agriculture	Agriculture	N/A	CC	N/A	2023	Monitor Load	N/A	N/A
SAN JOAQUIN 1106	824553	Agriculture	Agriculture	N/A	CC	N/A	2023	Monitor Load	N/A	N/A
SAN JOAQUIN 1106	2529369	Industrial	Facilities	N/A	CC	11/8/2022	2025	Service Requested	N/A	N/A
SAN JOAQUIN 1108	2223041	Agriculture	Agriculture	N/A	CC	10/4/2021	2025	Service Requested	N/A	N/A
STROUD 1102	2223503	Industrial	Facilities	N/A	CC	1/27/2022	2023	Service Requested	N/A	N/A
STROUD 1102	3570	Agriculture	Agriculture	N/A	CC	N/A	2023	Monitor Load	N/A	N/A
STROUD 1102	2054123	Industrial	Facilities	N/A	CC	7/6/2021	2023	Monitor Load	N/A	N/A
DINUBA 1102	823997	Commercial	Business	N/A	CC	N/A	2024	Monitor Load	N/A	N/A
DINUBA 1102	2222391	Residential	Home Construction	N/A	CC	10/13/2021	2023	Service Requested	N/A	N/A
DINUBA 1102	2529390	Residential	Home Construction	N/A	CC	7/1/2021	2023	Service Requested	N/A	N/A
DINUBA 1104	2529394	Agriculture	Agriculture	N/A	CC	6/15/2021	2023	Monitor Load	N/A	N/A
DINUBA 1104	2529524	Agriculture	Agriculture	N/A	CC	7/25/2022	2023	Monitor Load	N/A	N/A
DINUBA 1104	2051924	Agriculture	Agriculture	N/A	CC	8/24/2020	2023	Monitor Load	N/A	N/A
DINUBA 1104	2221514	Industrial	Facilities	N/A	CC	11/5/2020	2023	Monitor Load	N/A	N/A
DINUBA 1105	2221521	Agriculture	Agriculture	N/A	CC	6/9/2021	2023	Service Requested	N/A	N/A
DINUBA 1105	2221522	Agriculture	Agriculture	N/A	CC	6/9/2021	2023	Service Requested	N/A	N/A
DINUBA 1105	2529398	Agriculture	Agriculture	N/A	CC	7/25/2022	2023	Monitor Load	N/A	N/A
DINUBA 1105	2529399	Agriculture	Agriculture	N/A	CC	6/28/2022	2023	Service Requested	N/A	N/A
REEDLEY 1106	2529400	Agriculture	Agriculture	N/A	CC	1/17/2022	2023	Monitor Load	N/A	N/A
REEDLEY 1106	2529396	Agriculture	Agriculture	N/A	CC	10/22/2021	2023	Service Requested	N/A	N/A
REEDLEY 1106	2529397	Agriculture	Agriculture	N/A	CC	10/22/2021	2024	Service Requested	N/A	N/A
REEDLEY 1101	2221508	Residential	Home Construction	N/A	CC	8/9/2018	2023	Service Requested	N/A	N/A
WAHTOKE 1108	2221511	Residential	Home Construction	N/A	CC	4/20/2021	2023	Service Requested	N/A	N/A
WAHTOKE 1108	2221512	Residential	Home Construction	N/A	CC	4/20/2021	2024	Service Requested	N/A	N/A
WAHTOKE 1107	1675990	Commercial	Business	N/A	CC	N/A	2023	Monitor Load	N/A	N/A
WAHTOKE 1109	2053165	Industrial	Facilities	N/A	CC	2/12/2021	2023	Service Requested	N/A	N/A
WAHTOKE 1110	2221509	Residential	Home Construction	N/A	CC	1/9/2021	2023	Monitor Load	N/A	N/A
WAHTOKE 1110	2221510	Residential	Home Construction	N/A	CC	1/9/2021	2024	Monitor Load	N/A	N/A
RAINBOW 1106	2054180	Commercial	Business	N/A	CC	N/A	2023	Monitor Load	N/A	N/A
RAINBOW 1106	2223908	Agriculture	Agriculture	N/A	CC	7/20/2022	2027	Service Requested	N/A	N/A
RAINBOW 1106	2223614	Agriculture	Agriculture	N/A	CC	7/20/2022	2024	Service Requested	N/A	N/A
RAINBOW 1106	2223740	Agriculture	Agriculture	N/A	CC	7/20/2022	2025	Service Requested	N/A	N/A
RAINBOW 1106	2223741	Agriculture	Agriculture	N/A	CC	7/20/2022	2026	Service Requested	N/A	N/A
RAINBOW 1106	2223742	Agriculture	Agriculture	N/A	CC	4/28/2021	2023	Service Requested	N/A	N/A
SANGER 1118	1671986	Residential	Home Construction	N/A	CC	N/A	2023	Monitor Load	N/A	N/A
SANGER 1108	2223743	Agriculture	Agriculture	N/A	CC	1/4/2022	2023	Monitor Load	N/A	N/A
SANGER 1108	2223745	Agriculture	Agriculture	N/A	CC	2/24/2022	2023	Service Requested	N/A	N/A
SANGER 1110	2223746	Transportation	MD/HD EV	N/A	CC	3/17/2021	2024	Service Requested	N/A	N/A
SANGER 1110	1999850	Commercial	Business	N/A	CC	4/13/2017	2023	Monitor Load	N/A	N/A
SANGER 1110	2054187	Transportation	MD/HD EV	N/A	CC	3/17/2021	2023	Service Requested	N/A	N/A

PG&E 2023 Distribution Deferral Opportunity Report (DDOR)

Appendix G: Known Load Project Tracking Data

Version Date: 8/15/2023

Public

Circuit	Unique Identifier	Type	Category	IEPR Status	Load Amount (MVA)	Initial Service Request Date	Current Expected In-Service Date	Status	Actual In-Service Date	Actual Load Amount
TIVY VALLEY 1107	1092973	Agriculture	Agriculture	N/A	CC	11/6/2017	2024	Monitor Load	N/A	N/A
CALIFORNIA AVE 1114	2053707	Commercial	Business	N/A	CC	N/A	2024	Monitor Load	N/A	N/A
CALIFORNIA AVE 1111	2052046	Transportation	MD/HD EV	N/A	CC	N/A	2024	Monitor Load	N/A	N/A
CALIFORNIA AVE 1112	2223017	Transportation	MD/HD EV	N/A	CC	N/A	2024	Monitor Load	N/A	N/A
CALIFORNIA AVE 1116	2053484	Transportation	MD/HD EV	N/A	CC	6/29/2021	2023	Monitor Load	N/A	N/A
CALIFORNIA AVE 1106	2221947	Transportation	MD/HD EV	N/A	CC	N/A	2023	Monitor Load	N/A	N/A
CALIFORNIA AVE 1102	2222283	Transportation	MD/HD EV	N/A	CC	N/A	2023	Monitor Load	N/A	N/A
CALIFORNIA AVE 1102	2221646	Commercial	Business	N/A	CC	8/3/2021	2023	Monitor Load	N/A	N/A
CALIFORNIA AVE 1102	2053503	Transportation	MD/HD EV	N/A	CC	4/29/2021	2023	Service Requested	N/A	N/A
CALIFORNIA AVE 1102	2053726	Commercial	Business	N/A	CC	11/12/2020	2024	Service Requested	N/A	N/A
CALIFORNIA AVE 1102	1675968	Industrial	Facilities	N/A	CC	4/16/2020	2023	Monitor Load	N/A	N/A
MALAGA 1109	2223278	Residential	Home Construction	N/A	CC	8/15/2022	2023	Service Requested	N/A	N/A
MALAGA 1109	2223279	Residential	Home Construction	N/A	CC	8/15/2022	2024	Service Requested	N/A	N/A
MALAGA 1109	2223280	Residential	Home Construction	N/A	CC	8/15/2022	2025	Service Requested	N/A	N/A
MALAGA 1109	2223850	Transportation	MD/HD EV	N/A	CC	N/A	2023	Monitor Load	N/A	N/A
MALAGA 1111	2529474	Industrial	Facilities	N/A	CC	4/20/2022	2024	Service Requested	N/A	N/A
MALAGA 1108	2222169	Transportation	MD/HD EV	N/A	CC	N/A	2023	Monitor Load	N/A	N/A
MALAGA 1108	2222170	Transportation	MD/HD EV	N/A	CC	N/A	2024	Monitor Load	N/A	N/A
MALAGA 1106	2053802	Transportation	MD/HD EV	N/A	CC	N/A	2023	Monitor Load	N/A	N/A
MALAGA 1106	1672434	Industrial	Facilities	N/A	CC	12/17/2019	2023	Monitor Load	N/A	N/A
MALAGA 1106	2051836	Industrial	Facilities	N/A	CC	12/1/2020	2023	Monitor Load	N/A	N/A
MALAGA 1107	2053090	Commercial	Business	N/A	CC	1/26/2021	2023	Monitor Load	N/A	N/A
MALAGA 1101	2053773	Industrial	Facilities	N/A	CC	2/10/2021	2023	Service Requested	N/A	N/A
MALAGA 1101	2222159	Residential	Home Construction	N/A	CC	1/28/2021	2023	Service Requested	N/A	N/A
MALAGA 1101	2222160	Residential	Home Construction	N/A	CC	1/28/2021	2024	Service Requested	N/A	N/A
MALAGA 1101	2222161	Residential	Home Construction	N/A	CC	N/A	2025	Monitor Load	N/A	N/A
MALAGA 1102	2054419	Commercial	Business	N/A	CC	3/28/2016	2027	Monitor Load	N/A	N/A
MALAGA 1102	1676077	Commercial	Business	N/A	CC	3/28/2016	2023	Monitor Load	N/A	N/A
MALAGA 1102	1676242	Commercial	Business	N/A	CC	3/28/2016	2024	Monitor Load	N/A	N/A
MALAGA 1102	2223751	Agriculture	Agriculture	N/A	CC	6/23/2022	2023	Monitor Load	N/A	N/A
MALAGA 1102	2222356	Industrial	Facilities	N/A	CC	N/A	2024	Monitor Load	N/A	N/A
MALAGA 1102	2222354	Industrial	Facilities	N/A	CC	2/22/2022	2024	Service Requested	N/A	N/A
MALAGA 1103	2054042	Residential	Home Construction	N/A	CC	N/A	2024	Monitor Load	N/A	N/A
RANCHERS COTTON 1101	2221745	Commercial	Business	N/A	CC	N/A	2023	Monitor Load	N/A	N/A
WEST FRESNO 1109	2053551	Transportation	MD/HD EV	N/A	CC	N/A	2023	Monitor Load	N/A	N/A
WEST FRESNO 1109	2053552	Transportation	MD/HD EV	N/A	CC	N/A	2025	Monitor Load	N/A	N/A
WEST FRESNO 1109	2223461	Commercial	Business	N/A	CC	10/6/2021	2028	Service Requested	N/A	N/A
WEST FRESNO 1109	2223457	Commercial	Business	N/A	CC	10/6/2021	2023	Service Requested	N/A	N/A
WEST FRESNO 1104	1671824	Commercial	Business	N/A	CC	N/A	2023	Monitor Load	N/A	N/A
WEST FRESNO 1108	1672461	Residential	Home Construction	N/A	CC	N/A	2023	Monitor Load	N/A	N/A

PG&E 2023 Distribution Deferral Opportunity Report (DDOR)

Appendix G: Known Load Project Tracking Data

Version Date: 8/15/2023

Public

Circuit	Unique Identifier	Type	Category	IEPR Status	Load Amount (MVA)	Initial Service Request Date	Current Expected In-Service Date	Status	Actual In-Service Date	Actual Load Amount
WEST FRESNO 1110	2223048	Industrial	Facilities	N/A	CC	1/11/2022	2023	Monitor Load	N/A	N/A
WEST FRESNO 1107	2222286	Residential	Home Construction	N/A	CC	11/9/2021	2023	Service Requested	N/A	N/A
WEST FRESNO 1106	2222082	Transportation	MD/HD EV	N/A	CC	2/1/2022	2023	Service Requested	N/A	N/A
STONE CORRAL 1108	2221873	Commercial	Business	N/A	CC	12/8/2021	2023	Service Requested	N/A	N/A
STONE CORRAL 1108	2222950	Agriculture	Agriculture	N/A	CC	12/3/2021	2023	Service Requested	N/A	N/A
STONE CORRAL 1108	2222638	Commercial	Business	N/A	CC	12/21/2021	2023	Monitor Load	N/A	N/A
STONE CORRAL 1110	2221842	Agriculture	Agriculture	N/A	CC	9/23/2021	2023	Service Requested	N/A	N/A
STONE CORRAL 1110	2222000	Agriculture	Agriculture	N/A	CC	7/28/2021	2023	Service Requested	N/A	N/A
CLOVIS 2111	2529666	Transportation	MD/HD EV	N/A	CC	N/A	2023	Monitor Load	N/A	N/A
PINEDALE 2109	2224082	Transportation	LD EV	N/A	CC	10/24/2022	2023	Service Requested	N/A	N/A
PINEDALE 2109	2224083	Transportation	MD/HD EV	N/A	CC	N/A	2023	Monitor Load	N/A	N/A
WOODWARD 2101	2223956	Agriculture	Agriculture	N/A	CC	5/9/2022	2023	Service Requested	N/A	N/A
WOODWARD 2101	2054434	Agriculture	Agriculture	N/A	CC	3/12/2021	2023	Monitor Load	N/A	N/A
WOODWARD 2103	1671949	Residential	Home Construction	N/A	CC	10/15/2019	2023	Monitor Load	N/A	N/A
WOODWARD 2103	1671950	Residential	Home Construction	N/A	CC	10/15/2019	2023	Service Requested	N/A	N/A
WOODWARD 2103	1671951	Residential	Home Construction	N/A	CC	10/15/2019	2023	Service Requested	N/A	N/A
WOODWARD 2102	1207947	Residential	Home Construction	N/A	CC	N/A	2023	Monitor Load	N/A	N/A
WOODWARD 2106	2223591	Commercial	Business	N/A	CC	N/A	2023	Monitor Load	N/A	N/A
WOODWARD 2105	2222396	Transportation	MD/HD EV	N/A	CC	4/15/2022	2023	Service Requested	N/A	N/A
WOODWARD 2104	2529801	Commercial	Business	N/A	CC	N/A	2023	Monitor Load	N/A	N/A
WOODWARD 2104	1207797	Commercial	Business	N/A	CC	N/A	2023	Monitor Load	N/A	N/A
WOODWARD 2104	2054098	Commercial	Business	N/A	CC	N/A	2023	Monitor Load	N/A	N/A
WOODWARD 2109	2397480	Residential	Home Construction	N/A	CC	9/21/2022	2023	Service Requested	N/A	N/A
WOODWARD 2107	2221489	Residential	Home Construction	N/A	CC	6/12/2020	2023	Monitor Load	N/A	N/A
WOODWARD 2108	1207893	Residential	Home Construction	N/A	CC	12/3/2018	2023	Monitor Load	N/A	N/A
WOODWARD 2108	1207948	Residential	Home Construction	N/A	CC	2/18/2019	2023	Monitor Load	N/A	N/A
WOODWARD 2108	1207949	Residential	Home Construction	N/A	CC	2/18/2019	2023	Monitor Load	N/A	N/A
WOODWARD 2108	1207956	Residential	Home Construction	N/A	CC	2/18/2019	2023	Service Requested	N/A	N/A
WOODWARD 2108	2169	Industrial	Facilities	N/A	CC	10/31/2013	2024	Monitor Load	N/A	N/A
WOODWARD 2108	525	Industrial	Facilities	N/A	CC	N/A	2023	Monitor Load	N/A	N/A
WOODWARD 2108	1480	Industrial	Facilities	N/A	CC	10/31/2013	2023	Monitor Load	N/A	N/A
WOODWARD 2108	1672096	Residential	Home Construction	N/A	CC	N/A	2023	Monitor Load	N/A	N/A
WOODWARD 2108	2529633	Residential	Home Construction	N/A	CC	N/A	2023	Monitor Load	N/A	N/A
WOODWARD 2108	2223377	Industrial	Facilities	N/A	CC	8/15/2022	2023	Service Requested	N/A	N/A
WOODWARD 2108	2223373	Industrial	Facilities	N/A	CC	6/13/2022	2023	Service Requested	N/A	N/A
ARVIN 1101	2292513	Agriculture	Agriculture	N/A	CC	10/11/2022	2024	Service Requested	N/A	N/A
ARVIN 1101	2054095	Agriculture	Agriculture	N/A	CC	4/28/2021	2023	Monitor Load	N/A	N/A
ARVIN 1101	2054096	Agriculture	Agriculture	N/A	CC	5/10/2021	2023	Monitor Load	N/A	N/A
ARVIN 1101	2053379	Agriculture	Agriculture	N/A	CC	3/25/2021	2023	Service Requested	N/A	N/A
ARVIN 1102	2222271	Agriculture	Agriculture	N/A	CC	12/16/2021	2023	Service Requested	N/A	N/A

PG&E 2023 Distribution Deferral Opportunity Report (DDOR)

Appendix G: Known Load Project Tracking Data

Version Date: 8/15/2023

Public

Circuit	Unique Identifier	Type	Category	IEPR Status	Load Amount (MVA)	Initial Service Request Date	Current Expected In-Service Date	Status	Actual In-Service Date	Actual Load Amount
ARVIN 1102	2292474	Agriculture	Agriculture	N/A	CC	10/11/2022	2024	Service Requested	N/A	N/A
LAKEVIEW 1106 (old 1103)	2224046	Agriculture	Agriculture	N/A	CC	11/22/2021	2023	Service Requested	N/A	N/A
LAKEVIEW 1106 (old 1103)	2224047	Agriculture	Agriculture	N/A	CC	11/22/2021	2023	Monitor Load	N/A	N/A
LAKEVIEW 1106 (old 1103)	2054100	Agriculture	Agriculture	N/A	CC	7/6/2021	2023	Monitor Load	N/A	N/A
LAKEVIEW 1106 (old 1103)	2053049	Transportation	MD/HD EV	N/A	CC	12/16/2020	2024	Service Requested	N/A	N/A
OLD RIVER 1103	1999676	Agriculture	Agriculture	N/A	CC	2/28/2019	2024	Monitor Load	N/A	N/A
OLD RIVER 1103	2223919	Agriculture	Agriculture	N/A	CC	8/5/2021	2024	Monitor Load	N/A	N/A
OLD RIVER 1101	2223944	Agriculture	Agriculture	N/A	CC	8/23/2022	2023	Service Requested	N/A	N/A
OLD RIVER 1101	2223947	Agriculture	Agriculture	N/A	CC	8/5/2022	2023	Service Requested	N/A	N/A
OLD RIVER 1102	2052733	Agriculture	Agriculture	N/A	CC	2/12/2021	2024	Monitor Load	N/A	N/A
OLD RIVER 1102	2053274	Transportation	MD/HD EV	N/A	CC	5/4/2021	2026	Monitor Load	N/A	N/A
TEJON 1102	2053579	Transportation	MD/HD EV	N/A	CC	7/13/2021	2024	Service Requested	N/A	N/A
TEJON 1102	2053617	Transportation	MD/HD EV	N/A	CC	7/13/2021	2023	Service Requested	N/A	N/A
TEJON 1102	1549	Residential	Home Construction	N/A	CC	N/A	2025	Monitor Load	N/A	N/A
TEJON 1102	1550	Commercial	Business	N/A	CC	N/A	2025	Monitor Load	N/A	N/A
TEJON 1102	2223926	Industrial	Facilities	N/A	CC	7/29/2022	2023	Service Requested	N/A	N/A
TEJON 1103	2292501	Agriculture	Agriculture	N/A	CC	10/6/2022	2023	Service Requested	N/A	N/A
WHEELER RIDGE 1101	2529596	Transportation	MD/HD EV	N/A	CC	N/A	2027	Monitor Load	N/A	N/A
WHEELER RIDGE 1101	2529597	Transportation	MD/HD EV	N/A	CC	N/A	2028	Monitor Load	N/A	N/A
WHEELER RIDGE 1101	2529599	Transportation	MD/HD EV	N/A	CC	N/A	2029	Monitor Load	N/A	N/A
WHEELER RIDGE 1101	2223297	Residential	Home Construction	N/A	CC	7/18/2022	2023	Service Requested	N/A	N/A
WHEELER RIDGE 1101	2051859	Commercial	Business	N/A	CC	N/A	2025	Monitor Load	N/A	N/A
WHEELER RIDGE 1101	2222117	Transportation	MD/HD EV	N/A	CC	N/A	2026	Monitor Load	N/A	N/A
WHEELER RIDGE 1101	2222051	Commercial	Business	N/A	CC	N/A	2023	Monitor Load	N/A	N/A
WHEELER RIDGE 1103	2224077	Agriculture	Agriculture	N/A	CC	7/11/2022	2023	Service Requested	N/A	N/A
WHEELER RIDGE 1103	2223858	Agriculture	Agriculture	N/A	CC	7/21/2022	2023	Service Requested	N/A	N/A
ANTELOPE 1101	2054381	Agriculture	Agriculture	N/A	CC	10/6/2021	2023	Service Requested	N/A	N/A
ANTELOPE 1101	2054325	Agriculture	Agriculture	N/A	CC	10/6/2021	2023	Monitor Load	N/A	N/A
ANTELOPE 1101	2054266	Agriculture	Agriculture	N/A	CC	10/6/2021	2023	Monitor Load	N/A	N/A
ANTELOPE 1101	2054267	Agriculture	Agriculture	N/A	CC	10/6/2021	2023	Monitor Load	N/A	N/A
ANTELOPE 1101	2053895	Agriculture	Agriculture	N/A	CC	12/15/2020	2023	Monitor Load	N/A	N/A
ANTELOPE 1102	2223389	Agriculture	Agriculture	N/A	CC	4/5/2022	2023	Monitor Load	N/A	N/A
BLACKWELL 2101	2222478	Agriculture	Agriculture	N/A	CC	3/17/2022	2023	Service Requested	N/A	N/A
BLACKWELL 1102	2292515	Agriculture	Agriculture	N/A	CC	5/13/2022	2023	Service Requested	N/A	N/A
BLACKWELL 1102	2053900	Agriculture	Agriculture	N/A	CC	N/A	2023	Monitor Load	N/A	N/A
BLACKWELL 1102	2053831	Agriculture	Agriculture	N/A	CC	4/14/2021	2023	Monitor Load	N/A	N/A
CARNERAS 1103	2053897	Industrial	Facilities	N/A	CC	2/11/2021	2023	Service Requested	N/A	N/A
CARNERAS 1103	2053898	Industrial	Facilities	N/A	CC	2/11/2021	2023	Service Requested	N/A	N/A
CARNERAS 1103	2053899	Industrial	Facilities	N/A	CC	2/11/2021	2024	Service Requested	N/A	N/A
CARNERAS 1103	1207505	Industrial	Facilities	N/A	CC	2/20/2019	2023	Service Requested	N/A	N/A

PG&E 2023 Distribution Deferral Opportunity Report (DDOR)

Appendix G: Known Load Project Tracking Data

Version Date: 8/15/2023

Public

Circuit	Unique Identifier	Type	Category	IEPR Status	Load Amount (MVA)	Initial Service Request Date	Current Expected In-Service Date	Status	Actual In-Service Date	Actual Load Amount
TWISSELMAN 1102	2223945	Agriculture	Agriculture	N/A	CC	10/14/2022	2023	Monitor Load	N/A	N/A
TWISSELMAN 2105	2053896	Agriculture	Agriculture	N/A	CC	2/9/2021	2023	Monitor Load	N/A	N/A
CUYAMA 1103	1207685	Industrial	Facilities	N/A	CC	10/23/2017	2023	Monitor Load	N/A	N/A
CUYAMA 1104	1676200	Industrial	Cultivation	N/A	CC	7/16/2020	2023	Service Requested	N/A	N/A
CUYAMA 1104	2054104	Industrial	Cultivation	N/A	CC	3/4/2021	2023	Service Requested	N/A	N/A
WEEDPATCH 1102	2292495	Agriculture	Agriculture	N/A	CC	10/11/2022	2023	Service Requested	N/A	N/A
ELK HILLS 1106	1671874	Agriculture	Agriculture	N/A	CC	2/12/2021	2023	Monitor Load	N/A	N/A
LERDO 1111 (OLD 1103)	2054139	Agriculture	Agriculture	N/A	CC	8/26/2021	2023	Service Requested	N/A	N/A
LERDO 1111 (OLD 1103)	2222025	Agriculture	Agriculture	N/A	CC	N/A	2023	Monitor Load	N/A	N/A
LERDO 1111 (OLD 1103)	2222026	Agriculture	Agriculture	N/A	CC	N/A	2023	Monitor Load	N/A	N/A
LERDO 1111 (OLD 1103)	2529573	Agriculture	Agriculture	N/A	CC	3/23/2022	2023	Service Requested	N/A	N/A
LERDO 1111 (OLD 1103)	2529545	Agriculture	Agriculture	N/A	CC	8/14/2022	2023	Service Requested	N/A	N/A
LERDO 1111 (OLD 1103)	2529546	Agriculture	Agriculture	N/A	CC	8/14/2022	2023	Service Requested	N/A	N/A
LERDO 1110 (OLD 1104)	2529544	Commercial	Business	N/A	CC	8/17/2022	2023	Service Requested	N/A	N/A
LERDO 1110 (OLD 1104)	1676409	Agriculture	Agriculture	N/A	CC	9/10/2020	2023	Monitor Load	N/A	N/A
LERDO 1112 (OLD 1105)	2053922	Transportation	MD/HD EV	N/A	CC	N/A	2023	Monitor Load	N/A	N/A
LERDO 1112 (OLD 1105)	2053923	Transportation	MD/HD EV	N/A	CC	N/A	2024	Monitor Load	N/A	N/A
LERDO 1112 (OLD 1105)	2053924	Transportation	MD/HD EV	N/A	CC	N/A	2025	Monitor Load	N/A	N/A
LERDO 1112 (OLD 1105)	2223437	Commercial	Business	N/A	CC	8/30/2022	2024	Service Requested	N/A	N/A
LERDO 1114 (OLD 1108)	2223540	Agriculture	Agriculture	N/A	CC	6/8/2022	2023	Service Requested	N/A	N/A
LERDO 1116 (OLD 1107)	2053931	Agriculture	Agriculture	N/A	CC	3/11/2021	2023	Monitor Load	N/A	N/A
LERDO 1116 (OLD 1107)	2053932	Agriculture	Agriculture	N/A	CC	6/23/2021	2023	Monitor Load	N/A	N/A
LERDO 1115 (OLD 1109)	1676421	Agriculture	Agriculture	N/A	CC	3/13/2020	2023	Monitor Load	N/A	N/A
LERDO 1115 (OLD 1109)	2529581	Agriculture	Agriculture	N/A	CC	3/9/2022	2023	Service Requested	N/A	N/A
LERDO 1115 (OLD 1109)	2529635	Industrial	Facilities	N/A	CC	7/5/2022	2023	Monitor Load	N/A	N/A
LERDO 1113 (OLD 1106)	2529547	Agriculture	Agriculture	N/A	CC	2/28/2022	2023	Service Requested	N/A	N/A
LERDO 1113 (OLD 1106)	2529548	Commercial	Business	N/A	CC	7/2/2021	2023	Service Requested	N/A	N/A
LERDO 1113 (OLD 1106)	2397462	Transportation	MD/HD EV	N/A	CC	10/28/2022	2023	Service Requested	N/A	N/A
LERDO 1113 (OLD 1106)	2224080	Agriculture	Agriculture	N/A	CC	10/18/2022	2023	Service Requested	N/A	N/A
LERDO 1113 (OLD 1106)	1676414	Commercial	Business	N/A	CC	7/24/2019	2023	Monitor Load	N/A	N/A
LERDO 1113 (OLD 1106)	1672199	Commercial	Business	N/A	CC	9/23/2019	2023	Service Requested	N/A	N/A
LERDO 1113 (OLD 1106)	2053926	Agriculture	Agriculture	N/A	CC	3/4/2021	2023	Monitor Load	N/A	N/A
LERDO 1113 (OLD 1106)	2053662	Commercial	Business	N/A	CC	7/2/2021	2023	Service Requested	N/A	N/A
MIDWAY 1101	2221721	Agriculture	Agriculture	N/A	CC	12/1/2021	2023	Monitor Load	N/A	N/A
MIDWAY 1101	1999852	Agriculture	Agriculture	N/A	CC	11/4/2020	2023	Monitor Load	N/A	N/A
MIDWAY 1103	2052978	Transportation	MD/HD EV	N/A	CC	10/15/2020	2023	Service Requested	N/A	N/A
MIDWAY 1103	2052979	Agriculture	Agriculture	N/A	CC	3/22/2021	2023	Monitor Load	N/A	N/A
MIDWAY 1103	2222024	Agriculture	Agriculture	N/A	CC	N/A	2023	Monitor Load	N/A	N/A
MIDWAY 1103	2222597	Transportation	MD/HD EV	N/A	CC	1/27/2022	2024	Service Requested	N/A	N/A
MIDWAY 1103	2222598	Transportation	MD/HD EV	N/A	CC	1/27/2022	2025	Service Requested	N/A	N/A

PG&E 2023 Distribution Deferral Opportunity Report (DDOR)

Appendix G: Known Load Project Tracking Data

Version Date: 8/15/2023

Public

Circuit	Unique Identifier	Type	Category	IEPR Status	Load Amount (MVA)	Initial Service Request Date	Current Expected In-Service Date	Status	Actual In-Service Date	Actual Load Amount
MIDWAY 1103	2222599	Transportation	MD/HD EV	N/A	CC	1/27/2022	2026	Service Requested	N/A	N/A
MIDWAY 1103	2222600	Transportation	MD/HD EV	N/A	CC	1/27/2022	2027	Service Requested	N/A	N/A
MIDWAY 1104	2053941	Agriculture	Agriculture	N/A	CC	8/31/2021	2023	Monitor Load	N/A	N/A
MIDWAY 1104	1671903	Agriculture	Agriculture	N/A	CC	11/11/2020	2023	Monitor Load	N/A	N/A
MIDWAY 1102	2053933	Agriculture	Agriculture	N/A	CC	5/19/2021	2023	Monitor Load	N/A	N/A
MIDWAY 1102	2222050	Agriculture	Agriculture	N/A	CC	12/2/2021	2023	Service Requested	N/A	N/A
MIDWAY 1102	2221791	Agriculture	Agriculture	N/A	CC	12/3/2021	2023	Monitor Load	N/A	N/A
NORCO 1101	2221648	Transportation	MD/HD EV	N/A	CC	6/15/2021	2025	Monitor Load	N/A	N/A
NORCO 1101	2053942	Transportation	MD/HD EV	N/A	CC	N/A	2023	Monitor Load	N/A	N/A
NORCO 1101	1207818	Transportation	MD/HD EV	N/A	CC	1/14/2019	2023	Monitor Load	N/A	N/A
RIO BRAVO 1102	2052871	Agriculture	Agriculture	N/A	CC	N/A	2023	Monitor Load	N/A	N/A
RIO BRAVO 1102	2053950	Residential	Home Construction	N/A	CC	10/22/2019	2023	Service Requested	N/A	N/A
RIO BRAVO 1102	2053952	Agriculture	Agriculture	N/A	CC	7/20/2021	2023	Monitor Load	N/A	N/A
RIO BRAVO 1102	2053953	Transportation	LD EV	N/A	CC	N/A	2023	Monitor Load	N/A	N/A
RIO BRAVO 1102	2053954	Agriculture	Agriculture	N/A	CC	8/9/2021	2023	Monitor Load	N/A	N/A
RIO BRAVO 1102	2221795	Residential	Home Construction	N/A	CC	12/1/2021	2023	Service Requested	N/A	N/A
RIO BRAVO 1102	2054412	Agriculture	Agriculture	N/A	CC	9/15/2021	2023	Monitor Load	N/A	N/A
RIO BRAVO 1102	2222479	Agriculture	Agriculture	N/A	CC	4/19/2022	2023	Monitor Load	N/A	N/A
RIO BRAVO 1106	2223724	Agriculture	Agriculture	N/A	CC	N/A	2023	Monitor Load	N/A	N/A
RIO BRAVO 1106	2053965	Agriculture	Agriculture	N/A	CC	10/20/2020	2023	Monitor Load	N/A	N/A
RIO BRAVO 1103	2222129	Industrial	Facilities	N/A	CC	10/1/2020	2023	Monitor Load	N/A	N/A
RIO BRAVO 1103	2222132	Industrial	Facilities	N/A	CC	3/18/2021	2023	Monitor Load	N/A	N/A
RIO BRAVO 1103	2222596	Agriculture	Agriculture	N/A	CC	3/23/2022	2023	Service Requested	N/A	N/A
RIO BRAVO 1103	2397466	Agriculture	Agriculture	N/A	CC	9/22/2022	2023	Service Requested	N/A	N/A
SHAFTER 1103	2053971	Agriculture	Agriculture	N/A	CC	10/14/2021	2023	Monitor Load	N/A	N/A
SHAFTER 1104	2223604	Residential	Home Construction	N/A	CC	3/29/2021	2023	Monitor Load	N/A	N/A
SHAFTER 1104	2223605	Residential	Home Construction	N/A	CC	12/12/2021	2023	Service Requested	N/A	N/A
SHAFTER 1104	2223606	Residential	Home Construction	N/A	CC	12/12/2021	2024	Service Requested	N/A	N/A
SHAFTER 1104	2223607	Residential	Home Construction	N/A	CC	12/12/2021	2025	Service Requested	N/A	N/A
SHAFTER 1112 (Old 1101)	2529551	Agriculture	Agriculture	N/A	CC	8/25/2021	2023	Monitor Load	N/A	N/A
SHAFTER 1112 (Old 1101)	2052913	Agriculture	Agriculture	N/A	CC	4/23/2021	2023	Service Requested	N/A	N/A
SHAFTER 1102	2529549	Agriculture	Agriculture	N/A	CC	8/14/2022	2023	Service Requested	N/A	N/A
SHAFTER 1102	2529720	Agriculture	Agriculture	N/A	CC	8/14/2022	2023	Service Requested	N/A	N/A
SHAFTER 1102	2529722	Agriculture	Agriculture	N/A	CC	5/3/2022	2023	Monitor Load	N/A	N/A
TUPMAN 1104	2052894	Agriculture	Agriculture	N/A	CC	11/6/2020	2023	Monitor Load	N/A	N/A
TUPMAN 1104	1672197	Agriculture	Agriculture	N/A	CC	11/26/2019	2023	Monitor Load	N/A	N/A
TUPMAN 1104	2053975	Agriculture	Agriculture	N/A	CC	1/29/2021	2023	Service Requested	N/A	N/A
TUPMAN 1104	2221647	Transportation	MD/HD EV	N/A	CC	6/23/2021	2025	Service Requested	N/A	N/A
TUPMAN 1103	2221679	Agriculture	Agriculture	N/A	CC	N/A	2023	Monitor Load	N/A	N/A
TUPMAN 1103	2221680	Commercial	Business	N/A	CC	11/1/2021	2023	Monitor Load	N/A	N/A

PG&E 2023 Distribution Deferral Opportunity Report (DDOR)

Appendix G: Known Load Project Tracking Data

Version Date: 8/15/2023

Public

Circuit	Unique Identifier	Type	Category	IEPR Status	Load Amount (MVA)	Initial Service Request Date	Current Expected In-Service Date	Status	Actual In-Service Date	Actual Load Amount
TUPMAN 1103	2053974	Commercial	Business	N/A	CC	1/28/2021	2023	Monitor Load	N/A	N/A
TUPMAN 1103	1671877	Agriculture	Agriculture	N/A	CC	11/7/2019	2023	Monitor Load	N/A	N/A
TEMBLOR 2103	824346	Industrial	Facilities	N/A	CC	2/11/2021	2023	Service Requested	N/A	N/A
TEMBLOR 2103	824347	Industrial	Facilities	N/A	CC	6/16/2021	2023	Service Requested	N/A	N/A
TEMBLOR 2103	2053460	Industrial	Facilities	N/A	CC	6/16/2021	2023	Service Requested	N/A	N/A
TEMBLOR 2103	2053461	Industrial	Facilities	N/A	CC	6/16/2021	2024	Service Requested	N/A	N/A
POSO MOUNTAIN 2101	1207331	Industrial	Facilities	N/A	CC	N/A	2023	Monitor Load	N/A	N/A
POSO MOUNTAIN 2101	1207332	Industrial	Facilities	N/A	CC	N/A	2023	Monitor Load	N/A	N/A
COPUS 1102	2054118	Agriculture	Agriculture	N/A	CC	6/29/2021	2023	Service Requested	N/A	N/A
MARICOPA 1102	823858	Industrial	Facilities	N/A	CC	N/A	2023	Monitor Load	N/A	N/A
BAKERSFIELD 2106	2529787	Residential	Home Construction	N/A	CC	N/A	2023	Monitor Load	N/A	N/A
BAKERSFIELD 2106	2529788	Transportation	LD EV	N/A	CC	N/A	2023	Monitor Load	N/A	N/A
BAKERSFIELD 2109	2292516	Commercial	Business	N/A	CC	7/22/2022	2023	Service Requested	N/A	N/A
BAKERSFIELD 1101	2529665	Commercial	Business	N/A	CC	9/16/2022	2023	Service Requested	N/A	N/A
BAKERSFIELD 1105	2529786	Residential	Home Construction	N/A	CC	11/22/2022	2023	Service Requested	N/A	N/A
COLUMBUS 1110	2223773	Commercial	Business	N/A	CC	N/A	2023	Monitor Load	N/A	N/A
MAGUNDEN 1101	2529706	Residential	Home Construction	N/A	CC	12/7/2022	2023	Service Requested	N/A	N/A
MAGUNDEN 2108	2529826	Commercial	Business	N/A	CC	2/8/2022	2023	Service Requested	N/A	N/A
MAGUNDEN 2108	2529553	Transportation	LD EV	N/A	CC	N/A	2023	Monitor Load	N/A	N/A
MAGUNDEN 2108	2529584	Commercial	Business	N/A	CC	12/5/2022	2023	Service Requested	N/A	N/A
MAGUNDEN 2108	2053235	Industrial	Facilities	N/A	CC	N/A	2023	Monitor Load	N/A	N/A
WESTPARK 1101	2529774	Transportation	MD/HD EV	N/A	CC	1/9/2023	2023	Service Requested	N/A	N/A
WESTPARK 1105	2529652	Commercial	Business	N/A	CC	6/8/2022	2023	Service Requested	N/A	N/A
WESTPARK 1107	2221913	Transportation	LD EV	N/A	CC	11/22/2021	2023	Service Requested	N/A	N/A
WESTPARK 1106	1675967	Residential	Home Construction	N/A	CC	11/21/2018	2023	Monitor Load	N/A	N/A
WESTPARK 1111	1063890	Transportation	LD EV	N/A	CC	8/21/2018	2023	Monitor Load	N/A	N/A
KERN OIL 1109	1676020	Residential	Home Construction	N/A	CC	5/15/2020	2023	Service Requested	N/A	N/A
KERN OIL 1116	1676334	Transportation	MD/HD EV	N/A	CC	N/A	2023	Monitor Load	N/A	N/A
KERN OIL 1116	1207691	Industrial	Facilities	N/A	CC	5/2/2019	2023	Monitor Load	N/A	N/A
KERN OIL 1116	2052537	Transportation	MD/HD EV	N/A	CC	N/A	2023	Monitor Load	N/A	N/A
FRUITVALE 2108	2051998	Industrial	Facilities	N/A	CC	6/24/2019	2023	Monitor Load	N/A	N/A
FRUITVALE 2108	1207706	Commercial	Business	N/A	CC	3/29/2019	2023	Monitor Load	N/A	N/A
KERN POWER 2102	2223890	Commercial	Business	N/A	CC	8/11/2021	2023	Monitor Load	N/A	N/A
KERN POWER 2101	2223338	Commercial	Business	N/A	CC	1/6/2022	2023	Monitor Load	N/A	N/A
KERN POWER 2101	2221546	Transportation	MD/HD EV	N/A	CC	N/A	2023	Monitor Load	N/A	N/A
KERN POWER 2103	2054422	Transportation	MD/HD EV	N/A	CC	N/A	2023	Monitor Load	N/A	N/A
KERN POWER 2103	2221580	Industrial	Facilities	N/A	CC	7/6/2021	2023	Service Requested	N/A	N/A
KERN POWER 2103	2221940	Industrial	Facilities	N/A	CC	11/30/2021	2023	Service Requested	N/A	N/A
KERN POWER 2103	2223368	Commercial	Business	N/A	CC	8/30/2022	2023	Service Requested	N/A	N/A
RENFRO 2101	2223327	Residential	Home Construction	N/A	CC	3/10/2022	2023	Service Requested	N/A	N/A

PG&E 2023 Distribution Deferral Opportunity Report (DDOR)

Appendix G: Known Load Project Tracking Data

Version Date: 8/15/2023

Public

Circuit	Unique Identifier	Type	Category	IEPR Status	Load Amount (MVA)	Initial Service Request Date	Current Expected In-Service Date	Status	Actual In-Service Date	Actual Load Amount
RENFRO 2101	2223166	Commercial	Business	N/A	CC	N/A	2023	Monitor Load	N/A	N/A
RENFRO 2101	1676366	Residential	Home Construction	N/A	CC	N/A	2023	Monitor Load	N/A	N/A
RENFRO 2101	1676367	Residential	Home Construction	N/A	CC	N/A	2023	Monitor Load	N/A	N/A
ROSEDALE 2102	2223197	Transportation	MD/HD EV	N/A	CC	N/A	2023	Monitor Load	N/A	N/A
ROSEDALE 1101	2223304	Commercial	Business	N/A	CC	8/18/2022	2023	Service Requested	N/A	N/A
PANAMA 2101	2529772	Residential	Home Construction	N/A	CC	10/7/2022	2023	Service Requested	N/A	N/A
PANAMA 2101	2529789	Agriculture	Agriculture	N/A	CC	9/28/2022	2024	Monitor Load	N/A	N/A
PANAMA 2101	2529797	Industrial	Facilities	N/A	CC	11/9/2021	2025	Service Requested	N/A	N/A
PANAMA 2101	2529798	Transportation	MD/HD EV	N/A	CC	11/9/2021	2025	Service Requested	N/A	N/A
PANAMA 2101	2052431	Transportation	MD/HD EV	N/A	CC	1/22/2021	2024	Service Requested	N/A	N/A
PANAMA 2101	1999802	Residential	Home Construction	N/A	CC	N/A	2023	Monitor Load	N/A	N/A
PANAMA 2101	2221898	Commercial	Business	N/A	CC	8/27/2021	2023	Service Requested	N/A	N/A
STOCKDALE 1110	2221462	Transportation	MD/HD EV	N/A	CC	N/A	2023	Monitor Load	N/A	N/A
STOCKDALE 1109	2052489	Residential	Home Construction	N/A	CC	1/22/2021	2023	Service Requested	N/A	N/A
STOCKDALE 1109	2222407	Residential	Home Construction	N/A	CC	N/A	2023	Monitor Load	N/A	N/A
STOCKDALE 1109	2222762	Industrial	Facilities	N/A	CC	4/22/2022	2024	Service Requested	N/A	N/A
STOCKDALE 2111	2222759	Industrial	Facilities	N/A	CC	4/5/2022	2023	Monitor Load	N/A	N/A
STOCKDALE 2109	2529833	Commercial	Business	N/A	CC	10/17/2022	2023	Service Requested	N/A	N/A
STOCKDALE 2109	2529775	Commercial	Business	N/A	CC	10/5/2022	2023	Service Requested	N/A	N/A
STOCKDALE 2109	2224072	Commercial	Business	N/A	CC	8/5/2022	2023	Service Requested	N/A	N/A
STOCKDALE 2109	2052685	Commercial	Business	N/A	CC	6/23/2020	2023	Monitor Load	N/A	N/A
STOCKDALE 2115	2222236	Residential	Home Construction	N/A	CC	N/A	2023	Monitor Load	N/A	N/A
STOCKDALE 2115	2222738	Agriculture	Agriculture	N/A	CC	6/1/2022	2023	Monitor Load	N/A	N/A
STOCKDALE 2115	2222733	Residential	Home Construction	N/A	CC	N/A	2024	Monitor Load	N/A	N/A
STOCKDALE 2115	2222734	Residential	Home Construction	N/A	CC	N/A	2025	Monitor Load	N/A	N/A
STOCKDALE 2115	2222408	Residential	Home Construction	N/A	CC	4/11/2022	2023	Service Requested	N/A	N/A
STOCKDALE 1108	2053034	Transportation	MD/HD EV	N/A	CC	4/13/2021	2023	Service Requested	N/A	N/A
TEVIS 2103	2223798	Commercial	Business	N/A	CC	7/19/2022	2023	Service Requested	N/A	N/A
TEVIS 2102	2222773	Residential	Home Construction	N/A	CC	5/10/2022	2023	Service Requested	N/A	N/A
TEVIS 2102	2222775	Residential	Home Construction	N/A	CC	5/10/2022	2024	Service Requested	N/A	N/A
TEVIS 2102	2222808	Residential	Home Construction	N/A	CC	5/10/2022	2023	Service Requested	N/A	N/A
TEVIS 2102	2222809	Residential	Home Construction	N/A	CC	5/10/2022	2024	Service Requested	N/A	N/A
TEVIS 2101	2223992	Commercial	Business	N/A	CC	5/25/2022	2023	Service Requested	N/A	N/A
TEVIS 2101	2529625	Residential	Home Construction	N/A	CC	6/6/2022	2023	Service Requested	N/A	N/A
TEVIS 2101	2529626	Residential	Home Construction	N/A	CC	6/6/2022	2024	Service Requested	N/A	N/A
TEVIS 2101	2529627	Residential	Home Construction	N/A	CC	6/6/2022	2025	Service Requested	N/A	N/A
TEVIS 2101	2053092	Residential	Home Construction	N/A	CC	N/A	2023	Monitor Load	N/A	N/A
TEVIS 2101	1676036	Residential	Home Construction	N/A	CC	6/12/2020	2023	Monitor Load	N/A	N/A
TEVIS 2101	2054314	Commercial	Business	N/A	CC	11/28/2020	2023	Service Requested	N/A	N/A
TEVIS 2101	2053319	Commercial	Business	N/A	CC	11/24/2020	2023	Monitor Load	N/A	N/A

PG&E 2023 Distribution Deferral Opportunity Report (DDOR)

Appendix G: Known Load Project Tracking Data

Version Date: 8/15/2023

Public

Circuit	Unique Identifier	Type	Category	IEPR Status	Load Amount (MVA)	Initial Service Request Date	Current Expected In-Service Date	Status	Actual In-Service Date	Actual Load Amount
FAMOSO 1107	2054141	Agriculture	Agriculture	N/A	CC	2/16/2021	2024	Monitor Load	N/A	N/A
FAMOSO 1107	2054142	Transportation	MD/HD EV	N/A	CC	8/3/2021	2024	Service Requested	N/A	N/A
FAMOSO 1103	2053606	Agriculture	Agriculture	N/A	CC	7/6/2021	2024	Service Requested	N/A	N/A
FAMOSO 1103	1207727	Agriculture	Agriculture	N/A	CC	7/8/2019	2024	Monitor Load	N/A	N/A
FAMOSO 1103	1207541	Agriculture	Agriculture	N/A	CC	3/19/2019	2024	Monitor Load	N/A	N/A
FAMOSO 1103	824158	Agriculture	Agriculture	N/A	CC	N/A	2024	Monitor Load	N/A	N/A
FAMOSO 1103	1207343	Agriculture	Agriculture	N/A	CC	8/1/2018	2024	Monitor Load	N/A	N/A
GANSO 1103	1207868	Agriculture	Agriculture	N/A	CC	4/6/2020	2024	Monitor Load	N/A	N/A
GANSO 1103	2052036	Agriculture	Agriculture	N/A	CC	11/6/2020	2023	Monitor Load	N/A	N/A
GANSO 1103	2051770	Agriculture	Agriculture	N/A	CC	10/23/2020	2023	Monitor Load	N/A	N/A
GANSO 1103	2051771	Agriculture	Agriculture	N/A	CC	10/23/2020	2023	Service Requested	N/A	N/A
GANSO 1103	2051814	Transportation	MD/HD EV	N/A	CC	10/1/2020	2023	Monitor Load	N/A	N/A
GANSO 1103	2054144	Agriculture	Agriculture	N/A	CC	4/9/2021	2023	Service Requested	N/A	N/A
GANSO 1104	2051816	Agriculture	Agriculture	N/A	CC	11/6/2020	2023	Monitor Load	N/A	N/A
GOOSE LAKE 2104	2053070	Transportation	MD/HD EV	N/A	CC	4/12/2021	2023	Service Requested	N/A	N/A
GOOSE LAKE 2104	1672321	Transportation	MD/HD EV	N/A	CC	3/24/2020	2023	Monitor Load	N/A	N/A
GOOSE LAKE 2104	2054149	Residential	Home Construction	N/A	CC	9/13/2019	2023	Monitor Load	N/A	N/A
GOOSE LAKE 2104	2053372	Commercial	Business	N/A	CC	4/8/2021	2023	Monitor Load	N/A	N/A
GOOSE LAKE 2104	2221915	Transportation	MD/HD EV	N/A	CC	8/16/2021	2025	Monitor Load	N/A	N/A
GOOSE LAKE 2104	2222987	Industrial	Facilities	N/A	CC	6/7/2022	2023	Service Requested	N/A	N/A
GOOSE LAKE 1106	2054148	Agriculture	Agriculture	N/A	CC	6/23/2021	2023	Service Requested	N/A	N/A
MC FARLAND 1104	2052040	Commercial	Business	N/A	CC	11/20/2019	2023	Monitor Load	N/A	N/A
MC FARLAND 1102	2052043	Industrial	Facilities	N/A	CC	10/1/2020	2023	Monitor Load	N/A	N/A
SEMITROPIC 1104	2054162	Agriculture	Agriculture	N/A	CC	5/21/2021	2023	Monitor Load	N/A	N/A
SEMITROPIC 1106	1207874	Agriculture	Agriculture	N/A	CC	5/22/2019	2024	Monitor Load	N/A	N/A
SEMITROPIC 1108	2052975	Agriculture	Agriculture	N/A	CC	3/31/2021	2023	Service Requested	N/A	N/A
SEMITROPIC 1108	2053383	Agriculture	Agriculture	N/A	CC	4/20/2021	2023	Service Requested	N/A	N/A
SEMITROPIC 1108	2053316	Agriculture	Agriculture	N/A	CC	N/A	2024	Monitor Load	N/A	N/A
SEMITROPIC 1110	2054173	Agriculture	Agriculture	N/A	CC	5/12/2021	2023	Monitor Load	N/A	N/A
SEMITROPIC 1110	2054174	Agriculture	Agriculture	N/A	CC	6/24/2021	2023	Service Requested	N/A	N/A
SEMITROPIC 1110	2054175	Agriculture	Agriculture	N/A	CC	8/9/2021	2023	Monitor Load	N/A	N/A
SEMITROPIC 1110	2054176	Agriculture	Agriculture	N/A	CC	9/28/2021	2023	Monitor Load	N/A	N/A
SEMITROPIC 1110	1207875	Agriculture	Agriculture	N/A	CC	6/5/2019	2024	Monitor Load	N/A	N/A
SEMITROPIC 1112	2054178	Agriculture	Agriculture	N/A	CC	3/22/2021	2023	Service Requested	N/A	N/A
SMYRNA 1102	2529692	Agriculture	Agriculture	N/A	CC	10/26/2022	2023	Service Requested	N/A	N/A
SMYRNA 1102	2529731	Agriculture	Agriculture	N/A	CC	10/26/2022	2023	Service Requested	N/A	N/A
CHOLAME 1101	2222995	Agriculture	Agriculture	N/A	CC	2/10/2022	2023	Service Requested	N/A	N/A
CHOLAME 1101	2222409	Agriculture	Agriculture	N/A	CC	1/9/2022	2023	Monitor Load	N/A	N/A
CHOLAME 1101	2054420	Agriculture	Agriculture	N/A	CC	4/1/2021	2023	Monitor Load	N/A	N/A
CHOLAME 2102	1093006	Agriculture	Agriculture	N/A	CC	5/3/2018	2023	Monitor Load	N/A	N/A

PG&E 2023 Distribution Deferral Opportunity Report (DDOR)

Appendix G: Known Load Project Tracking Data

Version Date: 8/15/2023

Public

Circuit	Unique Identifier	Type	Category	IEPR Status	Load Amount (MVA)	Initial Service Request Date	Current Expected In-Service Date	Status	Actual In-Service Date	Actual Load Amount
CHOLAME 2102	2222482	Agriculture	Agriculture	N/A	CC	1/9/2022	2026	Service Requested	N/A	N/A
CHOLAME 2102	2223754	Agriculture	Agriculture	N/A	CC	1/9/2022	2026	Service Requested	N/A	N/A
CABRILLO 1104	2223218	Agriculture	Agriculture	N/A	CC	3/28/2022	2023	Monitor Load	N/A	N/A
CABRILLO 1103	2053413	Industrial	Cultivation	N/A	CC	10/14/2020	2024	Service Requested	N/A	N/A
CABRILLO 1103	2053414	Industrial	Cultivation	N/A	CC	6/25/2021	2024	Service Requested	N/A	N/A
PURISIMA SUB 1101	2221571	Agriculture	Agriculture	N/A	CC	11/30/2020	2023	Service Requested	N/A	N/A
PURISIMA SUB 1101	2223588	Agriculture	Agriculture	N/A	CC	8/19/2021	2023	Service Requested	N/A	N/A
PURISIMA SUB 1101	2223589	Transportation	MD/HD EV	N/A	CC	12/14/2021	2023	Service Requested	N/A	N/A
PURISIMA SUB 1101	2223590	Transportation	MD/HD EV	N/A	CC	10/1/2022	2023	Service Requested	N/A	N/A
PURISIMA SUB 1101	2222953	Agriculture	Agriculture	N/A	CC	10/4/2021	2023	Service Requested	N/A	N/A
BAYWOOD 1101	2529669	Commercial	Business	N/A	CC	N/A	2023	Monitor Load	N/A	N/A
BAYWOOD 1101	2529672	Commercial	Business	N/A	CC	3/21/2022	2023	Monitor Load	N/A	N/A
BAYWOOD 1101	1676224	Commercial	Business	N/A	CC	N/A	2023	Monitor Load	N/A	N/A
CAMBRIA 1101	2223265	Commercial	Business	N/A	CC	9/21/2021	2023	Monitor Load	N/A	N/A
CAMBRIA 1102	2052408	Transportation	MD/HD EV	N/A	CC	N/A	2023	Monitor Load	N/A	N/A
CAYUCOS 1102	1092950	Industrial	Facilities	N/A	CC	6/10/2016	2023	Monitor Load	N/A	N/A
CAYUCOS 1102	2529670	Industrial	Facilities	N/A	CC	6/10/2016	2023	Monitor Load	N/A	N/A
MORRO BAY 1102	2222850	Transportation	MD/HD EV	N/A	CC	3/21/2022	2023	Service Requested	N/A	N/A
MORRO BAY 1102	2222476	Transportation	MD/HD EV	N/A	CC	3/15/2022	2023	Service Requested	N/A	N/A
MORRO BAY 1101	2223360	Commercial	Business	N/A	CC	6/22/2020	2023	Monitor Load	N/A	N/A
MORRO BAY 1101	2529600	Transportation	MD/HD EV	N/A	CC	12/14/2022	2023	Monitor Load	N/A	N/A
MORRO BAY 1101	1676030	Commercial	Business	N/A	CC	6/22/2020	2023	Monitor Load	N/A	N/A
MORRO BAY 1101	2221978	Commercial	Business	N/A	CC	6/15/2021	2023	Monitor Load	N/A	N/A
MORRO BAY 1101	2221979	Transportation	MD/HD EV	N/A	CC	6/15/2021	2023	Monitor Load	N/A	N/A
MORRO BAY 1101	2053993	Transportation	MD/HD EV	N/A	CC	7/26/2021	2023	Service Requested	N/A	N/A
PERRY 1101	2223318	Commercial	Business	N/A	CC	11/9/2021	2023	Service Requested	N/A	N/A
OCEANO 1108	2222485	Commercial	Business	N/A	CC	2/28/2022	2023	Service Requested	N/A	N/A
OCEANO 1108	2223044	Residential	Home Construction	N/A	CC	9/20/2018	2023	Service Requested	N/A	N/A
OCEANO 1108	2529353	Transportation	MD/HD EV	N/A	CC	11/22/2022	2023	Service Requested	N/A	N/A
OCEANO 1108	2529859	Transportation	MD/HD EV	N/A	CC	11/22/2022	2023	Service Requested	N/A	N/A
OCEANO 1106	2529779	Industrial	Cultivation	N/A	CC	4/8/2022	2025	Service Requested	N/A	N/A
OCEANO 1106	2529780	Industrial	Cultivation	N/A	CC	5/18/2022	2025	Service Requested	N/A	N/A
OCEANO 1106	2053199	Industrial	Facilities	N/A	CC	N/A	2023	Monitor Load	N/A	N/A
OCEANO 1103	2529656	Residential	Home Construction	N/A	CC	10/15/2022	2024	Service Requested	N/A	N/A
OCEANO 1103	2529589	Transportation	MD/HD EV	N/A	CC	12/2/2022	2023	Monitor Load	N/A	N/A
OCEANO 1103	2224011	Commercial	Business	N/A	CC	2/4/2022	2025	Service Requested	N/A	N/A
OCEANO 1103	2224012	Commercial	Business	N/A	CC	8/11/2022	2024	Service Requested	N/A	N/A
OCEANO 1103	2222941	Transportation	MD/HD EV	N/A	CC	5/25/2022	2023	Monitor Load	N/A	N/A
OCEANO 1103	2222486	Commercial	Business	N/A	CC	3/19/2022	2024	Service Requested	N/A	N/A
OCEANO 1103	2222484	Commercial	Business	N/A	CC	2/4/2022	2023	Service Requested	N/A	N/A

PG&E 2023 Distribution Deferral Opportunity Report (DDOR)

Appendix G: Known Load Project Tracking Data

Version Date: 8/15/2023

Public

Circuit	Unique Identifier	Type	Category	IEPR Status	Load Amount (MVA)	Initial Service Request Date	Current Expected In-Service Date	Status	Actual In-Service Date	Actual Load Amount
OILFIELDS 1103	2222986	Residential	Home Construction	N/A	CC	N/A	2023	Monitor Load	N/A	N/A
ATASCADERO 1102	2223066	Commercial	Business	N/A	CC	N/A	2023	Monitor Load	N/A	N/A
ATASCADERO 1102	2529727	Transportation	MD/HD EV	N/A	CC	12/14/2022	2023	Service Requested	N/A	N/A
ATASCADERO 1103	2223756	Commercial	Business	N/A	CC	1/17/2022	2023	Service Requested	N/A	N/A
ATASCADERO 1103	1207554	Residential	Home Construction	N/A	CC	8/11/2017	2023	Service Requested	N/A	N/A
PASO ROBLES 1103	2529799	Residential	Home Construction	N/A	CC	10/11/2022	2024	Service Requested	N/A	N/A
PASO ROBLES 1103	2529800	Transportation	LD EV	N/A	CC	10/11/2022	2024	Service Requested	N/A	N/A
PASO ROBLES 1101	2223916	Transportation	MD/HD EV	N/A	CC	3/18/2022	2023	Service Requested	N/A	N/A
PASO ROBLES 1107	2529695	Industrial	Facilities	N/A	CC	8/28/2018	2025	Monitor Load	N/A	N/A
PASO ROBLES 1107	2222349	Transportation	LD EV	N/A	CC	12/2/2021	2023	Service Requested	N/A	N/A
PASO ROBLES 1107	453643	Residential	Home Construction	N/A	CC	5/12/2020	2023	Monitor Load	N/A	N/A
PASO ROBLES 1107	453644	Residential	Home Construction	N/A	CC	N/A	2024	Monitor Load	N/A	N/A
PASO ROBLES 1107	1676018	Industrial	Facilities	N/A	CC	8/28/2018	2023	Monitor Load	N/A	N/A
PASO ROBLES 1107	1676019	Industrial	Facilities	N/A	CC	8/28/2018	2024	Monitor Load	N/A	N/A
PASO ROBLES 1107	2052474	Residential	Home Construction	N/A	CC	7/28/2021	2024	Service Requested	N/A	N/A
PASO ROBLES 1107	2052475	Residential	Home Construction	N/A	CC	N/A	2024	Monitor Load	N/A	N/A
PASO ROBLES 1107	2052476	Residential	Home Construction	N/A	CC	N/A	2024	Monitor Load	N/A	N/A
PASO ROBLES 1107	2222018	Commercial	Business	N/A	CC	2/10/2022	2023	Service Requested	N/A	N/A
PASO ROBLES 1108	2222010	Commercial	Business	N/A	CC	6/17/2021	2024	Service Requested	N/A	N/A
PASO ROBLES 1108	2222011	Commercial	Business	N/A	CC	6/17/2021	2024	Service Requested	N/A	N/A
PASO ROBLES 1108	2222014	Commercial	Business	N/A	CC	6/17/2021	2026	Service Requested	N/A	N/A
PASO ROBLES 1108	2222015	Transportation	MD/HD EV	N/A	CC	6/17/2021	2027	Service Requested	N/A	N/A
PASO ROBLES 1108	2222016	Transportation	MD/HD EV	N/A	CC	6/17/2021	2027	Service Requested	N/A	N/A
PASO ROBLES 1108	2222017	Commercial	Business	N/A	CC	6/17/2021	2028	Service Requested	N/A	N/A
PASO ROBLES 1108	2529702	Commercial	Business	N/A	CC	6/17/2021	2025	Service Requested	N/A	N/A
SAN MIGUEL 1104	1676001	Agriculture	Agriculture	N/A	CC	5/18/2020	2023	Monitor Load	N/A	N/A
SAN MIGUEL 1104	1207650	Industrial	Facilities	N/A	CC	N/A	2023	Monitor Load	N/A	N/A
SAN MIGUEL 1104	1207651	Industrial	Facilities	N/A	CC	N/A	2024	Monitor Load	N/A	N/A
TEMPLETON 2108	2053017	Residential	Home Construction	N/A	CC	N/A	2024	Monitor Load	N/A	N/A
TEMPLETON 2108	2053008	Transportation	MD/HD EV	N/A	CC	3/1/2021	2023	Service Requested	N/A	N/A
TEMPLETON 2108	2222032	Transportation	MD/HD EV	N/A	CC	1/26/2022	2024	Service Requested	N/A	N/A
TEMPLETON 2108	2053685	Transportation	LD EV	N/A	CC	N/A	2024	Monitor Load	N/A	N/A
TEMPLETON 2108	2292464	Transportation	MD/HD EV	N/A	CC	10/27/2022	2024	Service Requested	N/A	N/A
TEMPLETON 2108	2529411	Transportation	LD EV	N/A	CC	7/7/2021	2023	Service Requested	N/A	N/A
TEMPLETON 2108	2529413	Transportation	MD/HD EV	N/A	CC	10/19/2022	2024	Service Requested	N/A	N/A
TEMPLETON 2108	2223764	Commercial	Business	N/A	CC	9/8/2022	2024	Service Requested	N/A	N/A
TEMPLETON 2108	2223765	Commercial	Business	N/A	CC	N/A	2024	Monitor Load	N/A	N/A
TEMPLETON 2108	2223766	Commercial	Business	N/A	CC	5/1/2020	2024	Service Requested	N/A	N/A
TEMPLETON 2110	2053547	Commercial	Business	N/A	CC	7/8/2021	2023	Service Requested	N/A	N/A
TEMPLETON 2110	2054079	Residential	Home Construction	N/A	CC	8/1/2018	2023	Monitor Load	N/A	N/A

PG&E 2023 Distribution Deferral Opportunity Report (DDOR)

Appendix G: Known Load Project Tracking Data

Version Date: 8/15/2023

Public

Circuit	Unique Identifier	Type	Category	IEPR Status	Load Amount (MVA)	Initial Service Request Date	Current Expected In-Service Date	Status	Actual In-Service Date	Actual Load Amount
TEMPLETON 2112	2053580	Industrial	Cultivation	N/A	CC	6/9/2021	2023	Service Requested	N/A	N/A
TEMPLETON 2112	453639	Commercial	Business	N/A	CC	N/A	2024	Monitor Load	N/A	N/A
TEMPLETON 2112	453640	Commercial	Business	N/A	CC	N/A	2025	Monitor Load	N/A	N/A
TEMPLETON 2112	453641	Commercial	Business	N/A	CC	N/A	2023	Monitor Load	N/A	N/A
FOOTHILL 1102	1207391	Residential	Home Construction	N/A	CC	2/27/2018	2023	Monitor Load	N/A	N/A
FOOTHILL 1102	1207393	Commercial	Business	N/A	CC	2/27/2018	2024	Monitor Load	N/A	N/A
FOOTHILL 1102	1207395	Commercial	Business	N/A	CC	2/27/2018	2024	Monitor Load	N/A	N/A
FOOTHILL 1102	2052556	Residential	Home Construction	N/A	CC	2/27/2018	2024	Monitor Load	N/A	N/A
FOOTHILL 1102	2052534	Residential	Home Construction	N/A	CC	10/25/2019	2023	Monitor Load	N/A	N/A
FOOTHILL 1102	2052535	Residential	Home Construction	N/A	CC	10/25/2019	2024	Monitor Load	N/A	N/A
FOOTHILL 1102	2054001	Commercial	Business	N/A	CC	4/22/2021	2023	Service Requested	N/A	N/A
FOOTHILL 1102	2221980	Transportation	MD/HD EV	N/A	CC	11/30/2021	2023	Monitor Load	N/A	N/A
FOOTHILL 1102	2221981	Transportation	MD/HD EV	N/A	CC	11/30/2021	2024	Monitor Load	N/A	N/A
FOOTHILL 1102	2223089	Commercial	Business	N/A	CC	1/28/2022	2023	Service Requested	N/A	N/A
FOOTHILL 1102	2223090	Transportation	MD/HD EV	N/A	CC	1/28/2022	2023	Service Requested	N/A	N/A
FOOTHILL 1102	2222520	Transportation	MD/HD EV	N/A	CC	4/15/2022	2023	Service Requested	N/A	N/A
FOOTHILL 1102	2222894	Transportation	MD/HD EV	N/A	CC	2/14/2022	2023	Monitor Load	N/A	N/A
FOOTHILL 1102	2223946	Transportation	MD/HD EV	N/A	CC	9/8/2022	2024	Service Requested	N/A	N/A
FOOTHILL 1102	2529658	Transportation	MD/HD EV	N/A	CC	11/29/2022	2024	Monitor Load	N/A	N/A
GOLDTREE 1108	2222923	Commercial	Business	N/A	CC	1/7/2022	2023	Service Requested	N/A	N/A
GOLDTREE 1108	2222924	Commercial	Business	N/A	CC	2/8/2022	2023	Service Requested	N/A	N/A
GOLDTREE 1108	2223525	Residential	Home Construction	N/A	CC	6/2/2022	2023	Service Requested	N/A	N/A
GOLDTREE 1108	2053401	Residential	Home Construction	N/A	CC	N/A	2023	Monitor Load	N/A	N/A
GOLDTREE 1108	1999665	Commercial	Business	N/A	CC	N/A	2024	Monitor Load	N/A	N/A
GOLDTREE 1105	1999687	Residential	Home Construction	N/A	CC	10/14/2020	2023	Service Requested	N/A	N/A
SAN LUIS OBISPO 1105	1676301	Commercial	Business	N/A	CC	4/17/2019	2023	Service Requested	N/A	N/A
SAN LUIS OBISPO 1105	1676302	Commercial	Business	N/A	CC	3/7/2019	2023	Service Requested	N/A	N/A
SAN LUIS OBISPO 1105	2223008	Transportation	MD/HD EV	N/A	CC	4/14/2022	2023	Service Requested	N/A	N/A
SAN LUIS OBISPO 1105	2222469	Residential	Home Construction	N/A	CC	9/30/2021	2024	Service Requested	N/A	N/A
SAN LUIS OBISPO 1105	2529462	Commercial	Business	N/A	CC	4/17/2019	2023	Service Requested	N/A	N/A
SAN LUIS OBISPO 1102	2529461	Commercial	Business	N/A	CC	7/7/2020	2023	Service Requested	N/A	N/A
SAN LUIS OBISPO 1102	2529659	Residential	Home Construction	N/A	CC	10/25/2019	2025	Monitor Load	N/A	N/A
SAN LUIS OBISPO 1102	2529660	Commercial	Business	N/A	CC	2/27/2018	2025	Monitor Load	N/A	N/A
SAN LUIS OBISPO 1102	2529661	Commercial	Business	N/A	CC	2/27/2018	2025	Monitor Load	N/A	N/A
SAN LUIS OBISPO 1102	2529641	Commercial	Business	N/A	CC	7/2/2019	2023	Monitor Load	N/A	N/A
SAN LUIS OBISPO 1102	2529642	Transportation	MD/HD EV	N/A	CC	7/2/2019	2023	Monitor Load	N/A	N/A
SAN LUIS OBISPO 1102	2223329	Transportation	MD/HD EV	N/A	CC	N/A	2024	Monitor Load	N/A	N/A
SAN LUIS OBISPO 1102	2053701	Commercial	Business	N/A	CC	7/7/2020	2023	Service Requested	N/A	N/A
SAN LUIS OBISPO 1102	2053702	Residential	Home Construction	N/A	CC	7/7/2020	2023	Service Requested	N/A	N/A
SAN LUIS OBISPO 1104	2222063	Industrial	Facilities	N/A	CC	8/20/2021	2023	Service Requested	N/A	N/A

PG&E 2023 Distribution Deferral Opportunity Report (DDOR)

Appendix G: Known Load Project Tracking Data

Version Date: 8/15/2023

Public

Circuit	Unique Identifier	Type	Category	IEPR Status	Load Amount (MVA)	Initial Service Request Date	Current Expected In-Service Date	Status	Actual In-Service Date	Actual Load Amount
SAN LUIS OBISPO 1104	2051846	Residential	Home Construction	N/A	CC	8/5/2020	2023	Service Requested	N/A	N/A
SAN LUIS OBISPO 1104	2223270	Residential	Home Construction	N/A	CC	5/31/2022	2023	Service Requested	N/A	N/A
SAN LUIS OBISPO 1107	2223536	Residential	Home Construction	N/A	CC	N/A	2024	Monitor Load	N/A	N/A
SAN LUIS OBISPO 1107	2223537	Residential	Home Construction	N/A	CC	N/A	2025	Monitor Load	N/A	N/A
SAN LUIS OBISPO 1107	2529463	Commercial	Business	N/A	CC	N/A	2023	Monitor Load	N/A	N/A
SAN LUIS OBISPO 1107	2052464	Commercial	Business	N/A	CC	N/A	2023	Monitor Load	N/A	N/A
SAN LUIS OBISPO 1107	2051765	Residential	Home Construction	N/A	CC	N/A	2024	Monitor Load	N/A	N/A
SAN LUIS OBISPO 1107	1207599	Residential	Home Construction	N/A	CC	12/6/2018	2023	Monitor Load	N/A	N/A
SAN LUIS OBISPO 1107	2054408	Commercial	Business	N/A	CC	6/3/2021	2023	Service Requested	N/A	N/A
SAN LUIS OBISPO 1108	2053374	Commercial	Business	N/A	CC	4/24/2020	2024	Service Requested	N/A	N/A
SAN LUIS OBISPO 1108	2053371	Residential	Home Construction	N/A	CC	6/9/2020	2023	Service Requested	N/A	N/A
SAN LUIS OBISPO 1108	2053305	Residential	Home Construction	N/A	CC	12/29/2020	2023	Monitor Load	N/A	N/A
SAN LUIS OBISPO 1108	2053821	Commercial	Business	N/A	CC	6/30/2021	2023	Service Requested	N/A	N/A
SAN LUIS OBISPO 1108	1207382	Industrial	Facilities	N/A	CC	3/26/2018	2023	Monitor Load	N/A	N/A
SAN LUIS OBISPO 1108	1675998	Residential	Home Construction	N/A	CC	5/18/2020	2023	Monitor Load	N/A	N/A
SAN LUIS OBISPO 1108	1999696	Transportation	MD/HD EV	N/A	CC	N/A	2026	Monitor Load	N/A	N/A
SAN LUIS OBISPO 1108	2461642	Residential	Home Construction	N/A	CC	6/9/2020	2024	Service Requested	N/A	N/A
SAN LUIS OBISPO 1108	2461643	Commercial	Business	N/A	CC	6/9/2020	2023	Service Requested	N/A	N/A
SAN LUIS OBISPO 1108	2461644	Commercial	Business	N/A	CC	6/9/2020	2024	Service Requested	N/A	N/A
SAN LUIS OBISPO 1108	2529860	Residential	Home Construction	N/A	CC	10/5/2022	2024	Service Requested	N/A	N/A
DIVIDE 1102	2052637	Industrial	Facilities	N/A	CC	1/27/2021	2023	Monitor Load	N/A	N/A
FAIRWAY 1104	2053744	Transportation	MD/HD EV	N/A	CC	9/13/2021	2023	Monitor Load	N/A	N/A
FAIRWAY 1104	2053745	Transportation	MD/HD EV	N/A	CC	9/13/2021	2024	Monitor Load	N/A	N/A
FAIRWAY 1104	2221583	Residential	Home Construction	N/A	CC	8/14/2019	2023	Service Requested	N/A	N/A
FAIRWAY 1107	2222028	Transportation	MD/HD EV	N/A	CC	N/A	2023	Monitor Load	N/A	N/A
FAIRWAY 1107	2222029	Transportation	MD/HD EV	N/A	CC	N/A	2024	Monitor Load	N/A	N/A
FAIRWAY 1107	2223670	Agriculture	Agriculture	N/A	CC	11/19/2021	2023	Service Requested	N/A	N/A
FAIRWAY 1107	2222984	Transportation	MD/HD EV	N/A	CC	N/A	2026	Monitor Load	N/A	N/A
FAIRWAY 1108	2221595	Residential	Home Construction	N/A	CC	11/3/2020	2023	Service Requested	N/A	N/A
FAIRWAY 1106	2221588	Industrial	Facilities	N/A	CC	6/30/2021	2024	Service Requested	N/A	N/A
FAIRWAY 1106	2529417	Residential	Home Construction	N/A	CC	7/3/2022	2024	Service Requested	N/A	N/A
FAIRWAY 1106	2529418	Residential	Home Construction	N/A	CC	7/3/2022	2025	Service Requested	N/A	N/A
FAIRWAY 1106	2529419	Residential	Home Construction	N/A	CC	7/3/2022	2026	Service Requested	N/A	N/A
SANTA MARIA 1106	2223672	Transportation	MD/HD EV	N/A	CC	12/13/2021	2023	Service Requested	N/A	N/A
SANTA MARIA 1106	2223673	Transportation	MD/HD EV	N/A	CC	N/A	2023	Monitor Load	N/A	N/A
SANTA MARIA 1106	2223674	Transportation	MD/HD EV	N/A	CC	12/13/2021	2024	Service Requested	N/A	N/A
SANTA MARIA 1106	2223675	Transportation	MD/HD EV	N/A	CC	N/A	2024	Monitor Load	N/A	N/A
SANTA MARIA 1106	2223059	Transportation	MD/HD EV	N/A	CC	4/14/2022	2023	Service Requested	N/A	N/A
SANTA MARIA 1106	2223060	Transportation	MD/HD EV	N/A	CC	4/14/2022	2024	Service Requested	N/A	N/A
SANTA MARIA 1107	2221599	Residential	Home Construction	N/A	CC	12/16/2020	2023	Service Requested	N/A	N/A

PG&E 2023 Distribution Deferral Opportunity Report (DDOR)

Appendix G: Known Load Project Tracking Data

Version Date: 8/15/2023

Public

Circuit	Unique Identifier	Type	Category	IEPR Status	Load Amount (MVA)	Initial Service Request Date	Current Expected In-Service Date	Status	Actual In-Service Date	Actual Load Amount
SANTA MARIA 1109	2223726	Transportation	MD/HD EV	N/A	CC	N/A	2023	Monitor Load	N/A	N/A
SANTA MARIA 1109	2223727	Transportation	MD/HD EV	N/A	CC	N/A	2024	Monitor Load	N/A	N/A
SANTA MARIA 1111	2223729	Transportation	MD/HD EV	N/A	CC	1/14/2022	2023	Service Requested	N/A	N/A
SANTA MARIA 1111	2223730	Transportation	MD/HD EV	N/A	CC	1/14/2022	2024	Service Requested	N/A	N/A
SANTA MARIA 1111	2223732	Residential	Home Construction	N/A	CC	3/15/2022	2023	Service Requested	N/A	N/A
SANTA MARIA 1111	2529663	Transportation	MD/HD EV	N/A	CC	9/1/2022	2024	Service Requested	N/A	N/A
SANTA MARIA 1111	2529664	Transportation	MD/HD EV	N/A	CC	9/1/2022	2025	Service Requested	N/A	N/A
BUELLTON 1101	2223665	Transportation	MD/HD EV	N/A	CC	9/15/2021	2024	Service Requested	N/A	N/A
BUELLTON 1101	2223468	Commercial	Business	N/A	CC	5/10/2022	2023	Service Requested	N/A	N/A
BUELLTON 1101	2222533	Industrial	Cultivation	N/A	CC	2/1/2022	2023	Request Canceled	N/A	N/A
BUELLTON 1101	2221608	Commercial	Business	N/A	CC	N/A	2023	Monitor Load	N/A	N/A
BUELLTON 1102	2222973	Transportation	MD/HD EV	N/A	CC	2/28/2022	2023	Service Requested	N/A	N/A
BUELLTON 1102	2222974	Transportation	MD/HD EV	N/A	CC	2/28/2022	2024	Service Requested	N/A	N/A
BUELLTON 1102	2529607	Transportation	MD/HD EV	N/A	CC	12/14/2022	2024	Monitor Load	N/A	N/A
SANTA YNEZ 1101	2222583	Agriculture	Agriculture	N/A	CC	9/27/2021	2023	Monitor Load	N/A	N/A
SANTA YNEZ 1102	2054033	Transportation	MD/HD EV	N/A	CC	8/24/2020	2023	Service Requested	N/A	N/A
PALMER 1101	2053465	Transportation	MD/HD EV	N/A	CC	6/30/2021	2023	Monitor Load	N/A	N/A
PALMER 1101	2221610	Agriculture	Agriculture	N/A	CC	7/24/2020	2023	Service Requested	N/A	N/A
PALMER 1101	2224034	Agriculture	Agriculture	N/A	CC	7/14/2022	2023	Service Requested	N/A	N/A
SISQUOC 1102	2223081	Agriculture	Agriculture	N/A	CC	10/7/2021	2023	Monitor Load	N/A	N/A
SISQUOC 1102	1999692	Industrial	Facilities	N/A	CC	9/1/2020	2023	Service Requested	N/A	N/A
SISQUOC 1102	2051935	Industrial	Facilities	N/A	CC	9/1/2020	2023	Service Requested	N/A	N/A
SISQUOC 1101	2221611	Industrial	Facilities	N/A	CC	10/26/2021	2023	Service Requested	N/A	N/A
SISQUOC 1103	2223056	Agriculture	Agriculture	N/A	CC	5/11/2022	2023	Service Requested	N/A	N/A
SISQUOC 1104	2223055	Agriculture	Agriculture	N/A	CC	6/11/2022	2023	Service Requested	N/A	N/A
DIXON LANDING 2107	2221789	Commercial	Business	N/A	CC	7/2/2021	2023	Monitor Load	N/A	N/A
DIXON LANDING 2107	2054120	Industrial	Facilities	N/A	CC	N/A	2023	Monitor Load	N/A	N/A
DIXON LANDING 2105	2222248	Industrial	Facilities	N/A	CC	7/29/2021	2026	Monitor Load	N/A	N/A
DIXON LANDING 2105	2222156	Industrial	Facilities	N/A	CC	7/29/2021	2024	Monitor Load	N/A	N/A
DIXON LANDING 2105	2222157	Industrial	Facilities	N/A	CC	7/29/2021	2025	Monitor Load	N/A	N/A
DIXON LANDING 2105	2222415	Industrial	Facilities	N/A	CC	7/29/2021	2027	Monitor Load	N/A	N/A
DIXON LANDING 2109	2223380	Industrial	Facilities	N/A	CC	3/8/2022	2023	Service Requested	N/A	N/A
DIXON LANDING 2109	2223381	Industrial	Facilities	N/A	CC	3/8/2022	2024	Service Requested	N/A	N/A
DIXON LANDING 2109	2223382	Transportation	MD/HD EV	N/A	CC	8/23/2022	2023	Service Requested	N/A	N/A
DIXON LANDING 2109	2529427	Transportation	MD/HD EV	N/A	CC	11/28/2022	2024	Monitor Load	N/A	N/A
DIXON LANDING 2111	2529733	Commercial	Business	N/A	CC	8/3/2022	2025	Service Requested	N/A	N/A
DIXON LANDING 2111	2529734	Commercial	Business	N/A	CC	8/3/2022	2026	Service Requested	N/A	N/A
DIXON LANDING 2111	2529735	Commercial	Business	N/A	CC	8/3/2022	2027	Service Requested	N/A	N/A
DIXON LANDING 2111	2529736	Commercial	Business	N/A	CC	8/3/2022	2028	Service Requested	N/A	N/A
DIXON LANDING 2111	2529737	Commercial	Business	N/A	CC	8/3/2022	2029	Service Requested	N/A	N/A

PG&E 2023 Distribution Deferral Opportunity Report (DDOR)

Appendix G: Known Load Project Tracking Data

Version Date: 8/15/2023

Public

Circuit	Unique Identifier	Type	Category	IEPR Status	Load Amount (MVA)	Initial Service Request Date	Current Expected In-Service Date	Status	Actual In-Service Date	Actual Load Amount
DIXON LANDING 2111	2529738	Commercial	Business	N/A	CC	8/3/2022	2030	Service Requested	N/A	N/A
DIXON LANDING 2111	2529739	Commercial	Business	N/A	CC	8/3/2022	2031	Service Requested	N/A	N/A
DIXON LANDING 2111	2529740	Commercial	Business	N/A	CC	8/3/2022	2032	Service Requested	N/A	N/A
DIXON LANDING 2111	2529741	Commercial	Business	N/A	CC	8/3/2022	2033	Service Requested	N/A	N/A
DIXON LANDING 2111	2529742	Commercial	Business	N/A	CC	8/3/2022	2034	Service Requested	N/A	N/A
DIXON LANDING 2111	2529743	Commercial	Business	N/A	CC	8/3/2022	2035	Service Requested	N/A	N/A
DIXON LANDING 2111	2529744	Commercial	Business	N/A	CC	8/3/2022	2036	Service Requested	N/A	N/A
DIXON LANDING 2111	2529745	Commercial	Business	N/A	CC	8/3/2022	2037	Service Requested	N/A	N/A
DIXON LANDING 2111	2529746	Commercial	Business	N/A	CC	8/3/2022	2038	Service Requested	N/A	N/A
DIXON LANDING 2111	2529747	Commercial	Business	N/A	CC	8/3/2022	2039	Service Requested	N/A	N/A
DIXON LANDING 2111	2529748	Commercial	Business	N/A	CC	8/3/2022	2040	Service Requested	N/A	N/A
DIXON LANDING 2111	2529749	Industrial	Facilities	N/A	CC	N/A	2024	Monitor Load	N/A	N/A
DIXON LANDING 2111	2529750	Industrial	Facilities	N/A	CC	N/A	2027	Monitor Load	N/A	N/A
DIXON LANDING 2111	2529751	Industrial	Facilities	N/A	CC	N/A	2028	Monitor Load	N/A	N/A
DIXON LANDING 2111	2529752	Commercial	Business	N/A	CC	N/A	2029	Monitor Load	N/A	N/A
DIXON LANDING 2111	2529753	Industrial	Facilities	N/A	CC	8/12/2022	2024	Service Requested	N/A	N/A
DIXON LANDING 2111	2529754	Industrial	Facilities	N/A	CC	8/12/2022	2025	Service Requested	N/A	N/A
DIXON LANDING 2111	2529755	Industrial	Facilities	N/A	CC	8/12/2022	2026	Service Requested	N/A	N/A
DIXON LANDING 2111	2529756	Industrial	Facilities	N/A	CC	8/12/2022	2027	Service Requested	N/A	N/A
DIXON LANDING 2111	2529757	Industrial	Facilities	N/A	CC	8/12/2022	2028	Service Requested	N/A	N/A
DIXON LANDING 2111	2529758	Industrial	Facilities	N/A	CC	8/12/2022	2029	Service Requested	N/A	N/A
DIXON LANDING 2111	2529759	Industrial	Facilities	N/A	CC	8/12/2022	2030	Service Requested	N/A	N/A
DIXON LANDING 2111	2529760	Industrial	Facilities	N/A	CC	8/12/2022	2031	Service Requested	N/A	N/A
DIXON LANDING 2111	2529761	Industrial	Facilities	N/A	CC	8/12/2022	2032	Service Requested	N/A	N/A
DIXON LANDING 2111	2529762	Industrial	Facilities	N/A	CC	8/12/2022	2033	Service Requested	N/A	N/A
DIXON LANDING 2111	2529763	Industrial	Facilities	N/A	CC	8/12/2022	2034	Service Requested	N/A	N/A
DIXON LANDING 2111	2529764	Industrial	Facilities	N/A	CC	N/A	2025	Monitor Load	N/A	N/A
DIXON LANDING 2111	2529765	Industrial	Facilities	N/A	CC	N/A	2026	Monitor Load	N/A	N/A
DIXON LANDING 2111	2529766	Industrial	Facilities	N/A	CC	N/A	2030	Monitor Load	N/A	N/A
DIXON LANDING 2111	2529767	Industrial	Facilities	N/A	CC	N/A	2031	Monitor Load	N/A	N/A
DIXON LANDING 2111	2529768	Industrial	Facilities	N/A	CC	N/A	2032	Monitor Load	N/A	N/A
DIXON LANDING 2111	2529769	Industrial	Facilities	N/A	CC	N/A	2033	Monitor Load	N/A	N/A
DIXON LANDING 2111	2529770	Industrial	Facilities	N/A	CC	N/A	2034	Monitor Load	N/A	N/A
DIXON LANDING 2111	2223154	Industrial	Facilities	N/A	CC	8/12/2022	2023	Service Requested	N/A	N/A
DIXON LANDING 2111	2222556	Industrial	Facilities	N/A	CC	N/A	2023	Monitor Load	N/A	N/A
NEWARK 2105	2222680	Industrial	Facilities	N/A	CC	3/22/2022	2023	Service Requested	N/A	N/A
NEWARK 2105	2222347	Industrial	Facilities	N/A	CC	3/10/2022	2023	Service Requested	N/A	N/A
NEWARK 2105	2222348	Industrial	Facilities	N/A	CC	3/10/2022	2024	Service Requested	N/A	N/A
NEWARK 2105	2222957	Transportation	MD/HD EV	N/A	CC	7/5/2022	2023	Monitor Load	N/A	N/A
NEWARK 2105	2529493	Industrial	Facilities	N/A	CC	3/10/2022	2025	Service Requested	N/A	N/A

PG&E 2023 Distribution Deferral Opportunity Report (DDOR)

Appendix G: Known Load Project Tracking Data

Version Date: 8/15/2023

Public

Circuit	Unique Identifier	Type	Category	IEPR Status	Load Amount (MVA)	Initial Service Request Date	Current Expected In-Service Date	Status	Actual In-Service Date	Actual Load Amount
NEWARK 2105	2529494	Industrial	Facilities	N/A	CC	3/22/2022	2024	Service Requested	N/A	N/A
NEWARK 2105	2223835	Transportation	MD/HD EV	N/A	CC	N/A	2025	Monitor Load	N/A	N/A
NEWARK 2105	2051875	Transportation	MD/HD EV	N/A	CC	N/A	2023	Monitor Load	N/A	N/A
NEWARK 2105	2051886	Residential	Home Construction	N/A	CC	N/A	2023	Monitor Load	N/A	N/A
NEWARK 2105	2051887	Residential	Home Construction	N/A	CC	N/A	2023	Monitor Load	N/A	N/A
NEWARK 2105	2053163	Transportation	MD/HD EV	N/A	CC	N/A	2024	Monitor Load	N/A	N/A
NEWARK 2105	1676370	Commercial	Business	N/A	CC	7/30/2020	2023	Monitor Load	N/A	N/A
NEWARK 2103	2222399	Residential	Home Construction	N/A	CC	5/6/2019	2023	Monitor Load	N/A	N/A
NEWARK 2103	2222394	Transportation	MD/HD EV	N/A	CC	N/A	2023	Monitor Load	N/A	N/A
NEWARK 2104	2222146	Transportation	MD/HD EV	N/A	CC	5/28/2021	2023	Service Requested	N/A	N/A
NEWARK 2102	2222466	Industrial	Facilities	N/A	CC	2/20/2022	2023	Service Requested	N/A	N/A
NEWARK 2102	2222458	Industrial	Facilities	N/A	CC	2/20/2022	2023	Service Requested	N/A	N/A
NEWARK 2102	2223435	Industrial	Facilities	N/A	CC	3/10/2022	2023	Service Requested	N/A	N/A
NEWARK 2102	2529487	Industrial	Facilities	N/A	CC	2/20/2022	2024	Service Requested	N/A	N/A
NEWARK 2102	2529488	Industrial	Facilities	N/A	CC	2/20/2022	2025	Service Requested	N/A	N/A
NEWARK 2102	2529489	Industrial	Facilities	N/A	CC	2/20/2022	2024	Service Requested	N/A	N/A
NEWARK 2102	2529490	Industrial	Facilities	N/A	CC	2/20/2022	2025	Service Requested	N/A	N/A
NEWARK 2102	2529491	Industrial	Facilities	N/A	CC	3/10/2022	2024	Service Requested	N/A	N/A
NEWARK 2102	2529492	Industrial	Facilities	N/A	CC	3/10/2022	2025	Service Requested	N/A	N/A
NEWARK 2108	2223679	Transportation	MD/HD EV	N/A	CC	N/A	2024	Monitor Load	N/A	N/A
NEWARK 2108	2223680	Transportation	MD/HD EV	N/A	CC	N/A	2025	Monitor Load	N/A	N/A
NEWARK 2108	2223681	Transportation	MD/HD EV	N/A	CC	N/A	2026	Monitor Load	N/A	N/A
NEWARK 2108	2053651	Transportation	MD/HD EV	N/A	CC	8/16/2021	2023	Monitor Load	N/A	N/A
NEWARK 2109	2052883	Industrial	Facilities	N/A	CC	N/A	2023	Monitor Load	N/A	N/A
CASTRO VALLEY 1102 (Form	2521353	Transportation	LD EV	N/A	CC	N/A	2025	Monitor Load	N/A	N/A
CASTRO VALLEY 1102 (Form	2521354	Transportation	LD EV	N/A	CC	N/A	2026	Monitor Load	N/A	N/A
CASTRO VALLEY 1102 (Form	2521355	Transportation	LD EV	N/A	CC	N/A	2027	Monitor Load	N/A	N/A
CASTRO VALLEY 1102 (Form	2453814	Transportation	LD EV	N/A	CC	N/A	2026	Monitor Load	N/A	N/A
CASTRO VALLEY 1102 (Form	2453815	Transportation	LD EV	N/A	CC	N/A	2027	Monitor Load	N/A	N/A
CASTRO VALLEY 1103 (Form	2223707	Transportation	MD/HD EV	N/A	CC	6/28/2022	2024	Service Requested	N/A	N/A
CASTRO VALLEY 1105 (Form	2453853	Transportation	LD EV	N/A	CC	N/A	2026	Monitor Load	N/A	N/A
CASTRO VALLEY 1105 (Form	2453854	Transportation	LD EV	N/A	CC	N/A	2027	Monitor Load	N/A	N/A
CASTRO VALLEY 1105 (Form	2521393	Transportation	LD EV	N/A	CC	N/A	2026	Monitor Load	N/A	N/A
CASTRO VALLEY 1105 (Form	2521394	Transportation	LD EV	N/A	CC	N/A	2027	Monitor Load	N/A	N/A
CASTRO VALLEY 1110 (Form	2529364	Transportation	MD/HD EV	N/A	CC	11/8/2022	2026	Monitor Load	N/A	N/A
GRANT 1104	2529377	Transportation	MD/HD EV	N/A	CC	12/1/2022	2026	Service Requested	N/A	N/A
GRANT 1102	2052974	Commercial	Business	N/A	CC	7/12/2020	2023	Service Requested	N/A	N/A
GRANT 1102	2052060	Industrial	Facilities	N/A	CC	10/2/2020	2023	Service Requested	N/A	N/A
GRANT 1102	1207737	Industrial	Facilities	N/A	CC	1/26/2017	2023	Service Requested	N/A	N/A
GRANT 1102	2054429	Commercial	Business	N/A	CC	5/28/2021	2023	Service Requested	N/A	N/A

PG&E 2023 Distribution Deferral Opportunity Report (DDOR)

Appendix G: Known Load Project Tracking Data

Version Date: 8/15/2023

Public

Circuit	Unique Identifier	Type	Category	IEPR Status	Load Amount (MVA)	Initial Service Request Date	Current Expected In-Service Date	Status	Actual In-Service Date	Actual Load Amount
GRANT 1103	2054046	Commercial	Business	N/A	CC	2/25/2021	2023	Service Requested	N/A	N/A
GRANT 1108	1207361	Residential	Home Construction	N/A	CC	N/A	2023	Monitor Load	N/A	N/A
GRANT 1106	2053088	Transportation	MD/HD EV	N/A	CC	4/13/2021	2023	Monitor Load	N/A	N/A
GRANT 1106	2223704	Transportation	MD/HD EV	N/A	CC	8/3/2022	2024	Service Requested	N/A	N/A
MT EDEN 1114	2223186	Commercial	Business	N/A	CC	4/21/2022	2023	Service Requested	N/A	N/A
MT EDEN 1101	2053011	Residential	Home Construction	N/A	CC	N/A	2023	Monitor Load	N/A	N/A
MT EDEN 1101	2053400	Residential	Home Construction	N/A	CC	4/13/2020	2023	Service Requested	N/A	N/A
MT EDEN 1106	2223401	Industrial	Facilities	N/A	CC	4/25/2022	2023	Monitor Load	N/A	N/A
MT EDEN 1106	2223427	Industrial	Facilities	N/A	CC	4/1/2022	2023	Service Requested	N/A	N/A
MT EDEN 1111	2223256	Industrial	Facilities	N/A	CC	7/7/2022	2023	Service Requested	N/A	N/A
MT EDEN 1113	2223711	Transportation	MD/HD EV	N/A	CC	3/8/2022	2026	Monitor Load	N/A	N/A
MT EDEN 1112	2223828	Transportation	MD/HD EV	N/A	CC	10/20/2022	2026	Service Requested	N/A	N/A
MT EDEN 1112	2053066	Commercial	Business	N/A	CC	N/A	2024	Monitor Load	N/A	N/A
MT EDEN 1110	1675999	Industrial	Facilities	N/A	CC	N/A	2023	Monitor Load	N/A	N/A
MT EDEN 1110	1672174	Industrial	Facilities	N/A	CC	N/A	2023	Monitor Load	N/A	N/A
MT EDEN 1110	2223255	Industrial	Facilities	N/A	CC	N/A	2024	Monitor Load	N/A	N/A
SAN LEANDRO U 1104	2224078	Commercial	Business	N/A	CC	6/15/2022	2023	Service Requested	N/A	N/A
SAN LEANDRO U 1104	1672123	Transportation	MD/HD EV	N/A	CC	1/9/2020	2026	Monitor Load	N/A	N/A
SAN LEANDRO U 1103	1207970	Transportation	MD/HD EV	N/A	CC	10/15/2019	2023	Monitor Load	N/A	N/A
SAN LEANDRO U 1103	2222315	Transportation	MD/HD EV	N/A	CC	10/15/2019	2023	Monitor Load	N/A	N/A
SAN LEANDRO U 1101	2223736	Transportation	MD/HD EV	N/A	CC	10/3/2022	2026	Monitor Load	N/A	N/A
SAN LEANDRO U 1109	2223708	Transportation	MD/HD EV	N/A	CC	5/17/2022	2026	Monitor Load	N/A	N/A
SAN LEANDRO U 1109	2223456	Transportation	MD/HD EV	N/A	CC	7/12/2022	2025	Service Requested	N/A	N/A
SAN LEANDRO U 1109	2053067	Commercial	Business	N/A	CC	N/A	2023	Monitor Load	N/A	N/A
DUMBARTON SUB 1104	2529667	Commercial	Business	N/A	CC	10/19/2022	2024	Service Requested	N/A	N/A
DUMBARTON SUB 1102	2223214	Transportation	MD/HD EV	N/A	CC	8/8/2022	2023	Service Requested	N/A	N/A
DUMBARTON SUB 1102	2222988	Transportation	MD/HD EV	N/A	CC	7/6/2022	2023	Service Requested	N/A	N/A
DUMBARTON SUB 1102	2052952	Industrial	Facilities	N/A	CC	7/2/2020	2026	Service Requested	N/A	N/A
DUMBARTON SUB 1102	2052773	Industrial	Facilities	N/A	CC	7/2/2020	2024	Service Requested	N/A	N/A
DUMBARTON SUB 1102	2054193	Industrial	Facilities	N/A	CC	7/2/2020	2025	Service Requested	N/A	N/A
DUMBARTON SUB 1102	2054199	Industrial	Facilities	N/A	CC	7/2/2020	2023	Service Requested	N/A	N/A
DUMBARTON SUB 1107	2222728	Transportation	MD/HD EV	N/A	CC	5/11/2022	2023	Monitor Load	N/A	N/A
DUMBARTON SUB 1106	2223459	Industrial	Facilities	N/A	CC	N/A	2023	Monitor Load	N/A	N/A
DUMBARTON SUB 1106	2529470	Industrial	Facilities	N/A	CC	N/A	2024	Monitor Load	N/A	N/A
DUMBARTON SUB 1106	2529471	Industrial	Facilities	N/A	CC	N/A	2025	Monitor Load	N/A	N/A
DUMBARTON SUB 1106	1092852	Commercial	Business	N/A	CC	7/26/2018	2028	Service Requested	N/A	N/A
DUMBARTON SUB 2111(CB 1	2052745	Industrial	Facilities	N/A	CC	2/28/2020	2023	Monitor Load	N/A	N/A
DUMBARTON SUB 2111(CB 1	2052746	Industrial	Facilities	N/A	CC	2/28/2020	2024	Monitor Load	N/A	N/A
DUMBARTON SUB 2111(CB 1	2221687	Transportation	MD/HD EV	N/A	CC	12/6/2021	2023	Service Requested	N/A	N/A
DUMBARTON SUB 2111(CB 1	2221688	Transportation	MD/HD EV	N/A	CC	12/6/2021	2024	Service Requested	N/A	N/A

PG&E 2023 Distribution Deferral Opportunity Report (DDOR)

Appendix G: Known Load Project Tracking Data

Version Date: 8/15/2023

Public

Circuit	Unique Identifier	Type	Category	IEPR Status	Load Amount (MVA)	Initial Service Request Date	Current Expected In-Service Date	Status	Actual In-Service Date	Actual Load Amount
DUMBARTON SUB 1112	2222249	Industrial	Facilities	N/A	CC	6/29/2021	2023	Monitor Load	N/A	N/A
DUMBARTON SUB 1112	2222250	Industrial	Facilities	N/A	CC	6/29/2021	2024	Monitor Load	N/A	N/A
DUMBARTON SUB 1112	2222307	Industrial	Facilities	N/A	CC	3/3/2021	2023	Monitor Load	N/A	N/A
DUMBARTON SUB 1112	2222308	Industrial	Facilities	N/A	CC	3/3/2021	2024	Monitor Load	N/A	N/A
DUMBARTON SUB 1112	2222309	Industrial	Facilities	N/A	CC	3/3/2021	2025	Monitor Load	N/A	N/A
DUMBARTON SUB 1112	2223384	Industrial	Facilities	N/A	CC	7/10/2022	2023	Monitor Load	N/A	N/A
DUMBARTON SUB 1112	2223385	Industrial	Facilities	N/A	CC	7/10/2022	2024	Monitor Load	N/A	N/A
DUMBARTON SUB 1112	2222737	Transportation	MD/HD EV	N/A	CC	5/11/2022	2023	Service Requested	N/A	N/A
DUMBARTON SUB 1110	2222788	Industrial	Facilities	N/A	CC	5/31/2022	2023	Service Requested	N/A	N/A
DUMBARTON SUB 1110	2223051	Transportation	MD/HD EV	N/A	CC	7/6/2022	2023	Monitor Load	N/A	N/A
DUMBARTON SUB 1110	2051904	Industrial	Facilities	N/A	CC	7/2/2020	2023	Service Requested	N/A	N/A
DUMBARTON SUB 1110	1672423	Transportation	MD/HD EV	N/A	CC	11/10/2019	2023	Service Requested	N/A	N/A
FREMONT 1107	2054128	Residential	Home Construction	N/A	CC	N/A	2023	Monitor Load	N/A	N/A
FREMONT 1107	2222582	Residential	Home Construction	N/A	CC	3/1/2022	2023	Service Requested	N/A	N/A
FREMONT 1108	2054129	Residential	Home Construction	N/A	CC	5/24/2021	2023	Service Requested	N/A	N/A
FREMONT 1108	2054130	Residential	Home Construction	N/A	CC	5/24/2021	2024	Service Requested	N/A	N/A
FREMONT 1108	1999698	Residential	Home Construction	N/A	CC	N/A	2023	Monitor Load	N/A	N/A
FREMONT 1110	1999678	Commercial	Business	N/A	CC	N/A	2023	Monitor Load	N/A	N/A
FREMONT 1110	2222274	Residential	Home Construction	N/A	CC	12/7/2021	2023	Service Requested	N/A	N/A
FREMONT 1110	2222897	Residential	Home Construction	N/A	CC	6/22/2022	2024	Service Requested	N/A	N/A
FREMONT 1111	2222932	Transportation	MD/HD EV	N/A	CC	7/1/2022	2023	Service Requested	N/A	N/A
FREMONT 1111	1999699	Residential	Home Construction	N/A	CC	N/A	2023	Monitor Load	N/A	N/A
JARVIS 1104	1999668	Commercial	Business	N/A	CC	8/1/2019	2023	Monitor Load	N/A	N/A
JARVIS 1101	1672465	Transportation	MD/HD EV	N/A	CC	5/12/2020	2023	Service Requested	N/A	N/A
JARVIS 1101	2222881	Residential	Home Construction	N/A	CC	5/9/2022	2023	Service Requested	N/A	N/A
JARVIS 1101	2222624	Transportation	MD/HD EV	N/A	CC	N/A	2023	Monitor Load	N/A	N/A
JARVIS 1101	2223191	Residential	Home Construction	N/A	CC	7/7/2022	2023	Service Requested	N/A	N/A
JARVIS 1101	2223512	Transportation	MD/HD EV	N/A	CC	N/A	2024	Monitor Load	N/A	N/A
JARVIS 1101	2223513	Transportation	MD/HD EV	N/A	CC	N/A	2025	Monitor Load	N/A	N/A
JARVIS 1101	2223515	Industrial	Facilities	N/A	CC	2/22/2021	2023	Service Requested	N/A	N/A
JARVIS 1101	2223805	Transportation	MD/HD EV	N/A	CC	N/A	2026	Monitor Load	N/A	N/A
JARVIS 1106	1676044	Commercial	Business	N/A	CC	6/1/2020	2023	Monitor Load	N/A	N/A
JARVIS 1106	2052747	Commercial	Business	N/A	CC	6/1/2020	2024	Monitor Load	N/A	N/A
JARVIS 1106	2052748	Commercial	Business	N/A	CC	6/1/2020	2025	Monitor Load	N/A	N/A
JARVIS 1106	2054143	Commercial	Business	N/A	CC	6/1/2020	2026	Monitor Load	N/A	N/A
JARVIS 1112	2221675	Transportation	MD/HD EV	N/A	CC	11/29/2021	2023	Monitor Load	N/A	N/A
JARVIS 1110	2222467	Transportation	MD/HD EV	N/A	CC	N/A	2023	Monitor Load	N/A	N/A
JARVIS 1111	2222188	Residential	Home Construction	N/A	CC	11/30/2021	2023	Service Requested	N/A	N/A
JARVIS 1111	2222189	Residential	Home Construction	N/A	CC	11/30/2021	2024	Service Requested	N/A	N/A
NEWARK 1103	2054165	Residential	Home Construction	N/A	CC	N/A	2023	Monitor Load	N/A	N/A

PG&E 2023 Distribution Deferral Opportunity Report (DDOR)

Appendix G: Known Load Project Tracking Data

Version Date: 8/15/2023

Public

Circuit	Unique Identifier	Type	Category	IEPR Status	Load Amount (MVA)	Initial Service Request Date	Current Expected In-Service Date	Status	Actual In-Service Date	Actual Load Amount
NEWARK 1103	2054166	Residential	Home Construction	N/A	CC	N/A	2023	Monitor Load	N/A	N/A
NEWARK 1101	2054145	Commercial	Business	N/A	CC	N/A	2023	Monitor Load	N/A	N/A
NEWARK 1101	2054146	Commercial	Business	N/A	CC	N/A	2024	Monitor Load	N/A	N/A
NEWARK 1101	2222907	Commercial	Business	N/A	CC	2/7/2022	2024	Service Requested	N/A	N/A
NEWARK 1108	2222930	Industrial	Facilities	N/A	CC	3/16/2022	2023	Monitor Load	N/A	N/A
NEWARK 1102	2223291	Transportation	MD/HD EV	N/A	CC	8/4/2022	2023	Monitor Load	N/A	N/A
NEWARK 1102	2054153	Residential	Home Construction	N/A	CC	N/A	2023	Monitor Load	N/A	N/A
NEWARK 1102	2054155	Commercial	Business	N/A	CC	N/A	2023	Monitor Load	N/A	N/A
NEWARK 1102	2054158	Residential	Home Construction	N/A	CC	N/A	2024	Monitor Load	N/A	N/A
NEWARK 1102	1672129	Industrial	Facilities	N/A	CC	N/A	2023	Monitor Load	N/A	N/A
LIVERMORE 1103	2223374	Transportation	MD/HD EV	N/A	CC	6/2/2022	2024	Monitor Load	N/A	N/A
LIVERMORE 1101	2223369	Transportation	MD/HD EV	N/A	CC	8/9/2022	2024	Service Requested	N/A	N/A
LIVERMORE 1101	2223410	Transportation	MD/HD EV	N/A	CC	9/12/2022	2024	Monitor Load	N/A	N/A
LAS POSITAS 2103	2223686	Transportation	MD/HD EV	N/A	CC	10/11/2022	2024	Monitor Load	N/A	N/A
LAS POSITAS 2105	2223520	Transportation	MD/HD EV	N/A	CC	N/A	2024	Monitor Load	N/A	N/A
LAS POSITAS 2105	2223371	Transportation	MD/HD EV	N/A	CC	7/5/2022	2024	Monitor Load	N/A	N/A
LAS POSITAS 2105	2529608	Transportation	MD/HD EV	N/A	CC	N/A	2024	Monitor Load	N/A	N/A
LAS POSITAS 2109	2223283	Transportation	MD/HD EV	N/A	CC	5/17/2022	2026	Service Requested	N/A	N/A
LAS POSITAS 2109	1207792	Commercial	Business	N/A	CC	N/A	2023	Monitor Load	N/A	N/A
LAS POSITAS 2109	1207793	Commercial	Business	N/A	CC	N/A	2024	Monitor Load	N/A	N/A
LAS POSITAS 2110	2223372	Transportation	MD/HD EV	N/A	CC	5/11/2022	2024	Monitor Load	N/A	N/A
SAN RAMON 2102	2223928	Transportation	MD/HD EV	N/A	CC	10/27/2022	2024	Monitor Load	N/A	N/A
SAN RAMON 2106	2223823	Transportation	MD/HD EV	N/A	CC	10/12/2022	2026	Monitor Load	N/A	N/A
SAN RAMON 2106	2223518	Transportation	MD/HD EV	N/A	CC	9/21/2022	2026	Monitor Load	N/A	N/A
SAN RAMON 2105	2223511	Transportation	MD/HD EV	N/A	CC	9/21/2022	2024	Monitor Load	N/A	N/A
SAN RAMON 2105	2223517	Transportation	MD/HD EV	N/A	CC	9/26/2022	2024	Monitor Load	N/A	N/A
SAN RAMON 2111	2223284	Transportation	MD/HD EV	N/A	CC	1/4/2022	2026	Service Requested	N/A	N/A
SAN RAMON 2111	2223272	Transportation	MD/HD EV	N/A	CC	6/24/2022	2026	Service Requested	N/A	N/A
SAN RAMON 2116	2397439	Transportation	MD/HD EV	N/A	CC	11/18/2022	2024	Request Canceled	N/A	N/A
SAN RAMON 2119	2224063	Transportation	MD/HD EV	N/A	CC	11/8/2022	2024	Monitor Load	N/A	N/A
VINEYARD 2106	2223811	Transportation	MD/HD EV	N/A	CC	10/5/2022	2024	Monitor Load	N/A	N/A
VINEYARD 2106	2223287	Transportation	MD/HD EV	N/A	CC	5/28/2021	2024	Monitor Load	N/A	N/A
VINEYARD 2105	2223363	Transportation	MD/HD EV	N/A	CC	8/31/2022	2026	Monitor Load	N/A	N/A
VINEYARD 2105	2223409	Transportation	MD/HD EV	N/A	CC	9/7/2022	2026	Service Requested	N/A	N/A
VINEYARD 2107	2223509	Transportation	MD/HD EV	N/A	CC	9/7/2022	2026	Request Canceled	N/A	N/A
BAHIA 1102	2397454	Commercial	Business	N/A	CC	1/3/2022	2023	Service Requested	N/A	N/A
BAHIA 1102	2051757	Commercial	Business	N/A	CC	N/A	2023	Monitor Load	N/A	N/A
LAS GALLINAS A 1104	2052445	Transportation	MD/HD EV	N/A	CC	12/21/2020	2023	Service Requested	N/A	N/A
LAS GALLINAS A 1106	2054012	Residential	Home Construction	N/A	CC	N/A	2023	Monitor Load	N/A	N/A
SAN RAFAEL 1103	2054204	Commercial	Business	N/A	CC	8/13/2021	2023	Monitor Load	N/A	N/A

PG&E 2023 Distribution Deferral Opportunity Report (DDOR)

Appendix G: Known Load Project Tracking Data

Version Date: 8/15/2023

Public

Circuit	Unique Identifier	Type	Category	IEPR Status	Load Amount (MVA)	Initial Service Request Date	Current Expected In-Service Date	Status	Actual In-Service Date	Actual Load Amount
SAN RAFAEL 1103	2222884	Transportation	MD/HD EV	N/A	CC	12/17/2021	2023	Monitor Load	N/A	N/A
SAN RAFAEL 1106	2223555	Commercial	Business	N/A	CC	5/18/2020	2023	Service Requested	N/A	N/A
SAN RAFAEL 1106	1672523	Commercial	Business	N/A	CC	N/A	2023	Monitor Load	N/A	N/A
SAN RAFAEL 1104	2223554	Transportation	MD/HD EV	N/A	CC	5/26/2022	2023	Service Requested	N/A	N/A
SAN RAFAEL 1104	2529541	Transportation	MD/HD EV	N/A	CC	12/8/2022	2023	Service Requested	N/A	N/A
SAN RAFAEL 1101	2223968	Residential	Home Construction	N/A	CC	N/A	2023	Monitor Load	N/A	N/A
SAN RAFAEL 1108	2054013	Residential	Home Construction	N/A	CC	1/22/2021	2023	Monitor Load	N/A	N/A
SAN RAFAEL 1110	2223553	Transportation	MD/HD EV	N/A	CC	2/2/2022	2023	Service Requested	N/A	N/A
SAN RAFAEL 1105	2222130	Residential	Home Construction	N/A	CC	N/A	2023	Monitor Load	N/A	N/A
SAN RAFAEL 1105	1672524	Transportation	MD/HD EV	N/A	CC	6/1/2020	2023	Monitor Load	N/A	N/A
IGNACIO 1103	2223549	Transportation	MD/HD EV	N/A	CC	5/19/2022	2023	Monitor Load	N/A	N/A
NOVATO 1101	2223552	Transportation	MD/HD EV	N/A	CC	7/14/2022	2023	Monitor Load	N/A	N/A
NOVATO 1103	2223550	Transportation	MD/HD EV	N/A	CC	5/12/2022	2023	Monitor Load	N/A	N/A
NOVATO 1103	2052449	Transportation	MD/HD EV	N/A	CC	12/21/2020	2023	Service Requested	N/A	N/A
NOVATO 1104	2052453	Transportation	MD/HD EV	N/A	CC	N/A	2023	Monitor Load	N/A	N/A
STAFFORD 1101	2223551	Transportation	MD/HD EV	N/A	CC	6/17/2022	2023	Monitor Load	N/A	N/A
ALTO 1122	2222719	Transportation	MD/HD EV	N/A	CC	12/17/2021	2023	Service Requested	N/A	N/A
ALTO 1122	2053109	Transportation	MD/HD EV	N/A	CC	2/24/2021	2023	Service Requested	N/A	N/A
ALTO 1121	1676238	Transportation	MD/HD EV	N/A	CC	6/10/2022	2023	Service Requested	N/A	N/A
ALTO 1121	2223547	Transportation	MD/HD EV	N/A	CC	N/A	2023	Monitor Load	N/A	N/A
ALTO 1121	2223312	Transportation	MD/HD EV	N/A	CC	5/20/2022	2023	Monitor Load	N/A	N/A
ALTO 1121	2223313	Commercial	Business	N/A	CC	11/4/2021	2023	Monitor Load	N/A	N/A
GREENBRAE 1102	2223311	Transportation	MD/HD EV	N/A	CC	8/15/2022	2023	Monitor Load	N/A	N/A
GREENBRAE 1101	2223183	Transportation	MD/HD EV	N/A	CC	3/9/2022	2023	Service Requested	N/A	N/A
GREENBRAE 1104	2223548	Commercial	Business	N/A	CC	N/A	2023	Monitor Load	N/A	N/A
GREENBRAE 1104	2053110	Transportation	MD/HD EV	N/A	CC	3/13/2021	2023	Service Requested	N/A	N/A
GREENBRAE 1104	2053111	Transportation	MD/HD EV	N/A	CC	3/13/2021	2024	Service Requested	N/A	N/A
GREENBRAE 1104	2053112	Transportation	MD/HD EV	N/A	CC	3/13/2021	2026	Service Requested	N/A	N/A
GREENBRAE 1104	2053113	Transportation	MD/HD EV	N/A	CC	3/13/2021	2025	Service Requested	N/A	N/A
GREENBRAE 1104	2053114	Transportation	MD/HD EV	N/A	CC	3/13/2021	2027	Service Requested	N/A	N/A
GREENBRAE 1104	2054099	Residential	Home Construction	N/A	CC	6/6/2019	2023	Service Requested	N/A	N/A
SAUSALITO 1101	2529464	Commercial	Business	N/A	CC	1/20/2022	2023	Service Requested	N/A	N/A
BASALT 1101	2223417	Transportation	MD/HD EV	N/A	CC	4/12/2022	2023	Monitor Load	N/A	N/A
BASALT 1104	2222783	Commercial	Business	N/A	CC	N/A	2028	Monitor Load	N/A	N/A
BASALT 1104	2222784	Residential	Home Construction	N/A	CC	N/A	2028	Monitor Load	N/A	N/A
BASALT 1104	2222785	Commercial	Business	N/A	CC	N/A	2029	Monitor Load	N/A	N/A
BASALT 1106	2222575	Residential	Home Construction	N/A	CC	N/A	2023	Monitor Load	N/A	N/A
BASALT 1106	2223831	Residential	Home Construction	N/A	CC	N/A	2023	Monitor Load	N/A	N/A
BASALT 1106	2223832	Residential	Home Construction	N/A	CC	6/25/2020	2023	Monitor Load	N/A	N/A
BASALT 1106	1676042	Residential	Home Construction	N/A	CC	6/25/2020	2023	Service Requested	N/A	N/A

PG&E 2023 Distribution Deferral Opportunity Report (DDOR)

Appendix G: Known Load Project Tracking Data

Version Date: 8/15/2023

Public

Circuit	Unique Identifier	Type	Category	IEPR Status	Load Amount (MVA)	Initial Service Request Date	Current Expected In-Service Date	Status	Actual In-Service Date	Actual Load Amount
BASALT 1105	2053758	Residential	Home Construction	N/A	CC	N/A	2028	Monitor Load	N/A	N/A
BASALT 1105	2053759	Commercial	Business	N/A	CC	N/A	2029	Monitor Load	N/A	N/A
BASALT 1105	2053760	Commercial	Business	N/A	CC	N/A	2028	Monitor Load	N/A	N/A
BASALT 1105	2053761	Commercial	Business	N/A	CC	N/A	2028	Monitor Load	N/A	N/A
BASALT 1105	2053762	Commercial	Business	N/A	CC	N/A	2029	Monitor Load	N/A	N/A
BASALT 1105	2222955	Industrial	Facilities	N/A	CC	N/A	2024	Monitor Load	N/A	N/A
BASALT 1105	2223184	Commercial	Business	N/A	CC	6/1/2022	2023	Monitor Load	N/A	N/A
NAPA 1103	2222846	Commercial	Business	N/A	CC	N/A	2023	Monitor Load	N/A	N/A
NAPA 1103	2222848	Residential	Home Construction	N/A	CC	6/6/2017	2023	Monitor Load	N/A	N/A
NAPA 1106	2223677	Commercial	Business	N/A	CC	10/29/2021	2023	Service Requested	N/A	N/A
NAPA 1105	2053879	Transportation	MD/HD EV	N/A	CC	8/19/2021	2023	Service Requested	N/A	N/A
PUEBLO 2102	2053752	Agriculture	Agriculture	N/A	CC	4/12/2021	2023	Service Requested	N/A	N/A
PUEBLO 2102	2222969	Industrial	Facilities	N/A	CC	N/A	2023	Monitor Load	N/A	N/A
PUEBLO 1105	2223125	Commercial	Business	N/A	CC	N/A	2023	Monitor Load	N/A	N/A
PUEBLO 1103	2053997	Commercial	Business	N/A	CC	2/3/2021	2023	Service Requested	N/A	N/A
PUEBLO 1103	824316	Transportation	MD/HD EV	N/A	CC	3/19/2021	2023	Service Requested	N/A	N/A
TULUCAY 1101	1672441	Commercial	Business	N/A	CC	N/A	2023	Monitor Load	N/A	N/A
TULUCAY 1101	1672442	Transportation	MD/HD EV	N/A	CC	N/A	2023	Monitor Load	N/A	N/A
TULUCAY 1101	1672443	Transportation	MD/HD EV	N/A	CC	N/A	2023	Monitor Load	N/A	N/A
TULUCAY 1101	2053091	Industrial	Facilities	N/A	CC	N/A	2023	Monitor Load	N/A	N/A
TULUCAY 1101	2053212	Transportation	MD/HD EV	N/A	CC	4/23/2021	2023	Service Requested	N/A	N/A
TULUCAY 1101	2222434	Commercial	Business	N/A	CC	N/A	2023	Monitor Load	N/A	N/A
TULUCAY 1101	2223846	Industrial	Facilities	N/A	CC	N/A	2023	Monitor Load	N/A	N/A
TULUCAY 1101	2223843	Commercial	Business	N/A	CC	1/6/2021	2023	Monitor Load	N/A	N/A
TULUCAY 1101	2223844	Industrial	Facilities	N/A	CC	N/A	2023	Monitor Load	N/A	N/A
TULUCAY 1101	2223897	Commercial	Business	N/A	CC	N/A	2024	Monitor Load	N/A	N/A
CALISTOGA 1102	2223006	Commercial	Business	N/A	CC	N/A	2023	Monitor Load	N/A	N/A
CALISTOGA 1102	2223007	Residential	Home Construction	N/A	CC	11/9/2021	2023	Service Requested	N/A	N/A
CALISTOGA 1102	2053191	Transportation	MD/HD EV	N/A	CC	4/9/2021	2023	Service Requested	N/A	N/A
CALISTOGA 1102	2053783	Industrial	Facilities	N/A	CC	3/9/2020	2023	Service Requested	N/A	N/A
SILVERADO 2103	2053326	Industrial	Facilities	N/A	CC	11/5/2020	2023	Service Requested	N/A	N/A
SILVERADO 2103	2221726	Commercial	Business	N/A	CC	9/7/2021	2023	Service Requested	N/A	N/A
SILVERADO 2103	2223905	Agriculture	Agriculture	N/A	CC	1/14/2022	2023	Service Requested	N/A	N/A
SILVERADO 2103	2529718	Residential	Home Construction	N/A	CC	N/A	2023	Monitor Load	N/A	N/A
SILVERADO 2105	2223319	Industrial	Facilities	N/A	CC	11/7/2021	2023	Monitor Load	N/A	N/A
SILVERADO 2104	2222045	Commercial	Business	N/A	CC	1/27/2022	2023	Service Requested	N/A	N/A
HIGHWAY 1102	2053519	Transportation	MD/HD EV	N/A	CC	N/A	2023	Monitor Load	N/A	N/A
HIGHWAY 1102	2223863	Transportation	MD/HD EV	N/A	CC	N/A	2024	Monitor Load	N/A	N/A
HIGHWAY 1102	2223864	Transportation	MD/HD EV	N/A	CC	N/A	2025	Monitor Load	N/A	N/A
HIGHWAY 1102	2223865	Transportation	MD/HD EV	N/A	CC	N/A	2026	Monitor Load	N/A	N/A

PG&E 2023 Distribution Deferral Opportunity Report (DDOR)

Appendix G: Known Load Project Tracking Data

Version Date: 8/15/2023

Public

Circuit	Unique Identifier	Type	Category	IEPR Status	Load Amount (MVA)	Initial Service Request Date	Current Expected In-Service Date	Status	Actual In-Service Date	Actual Load Amount
HIGHWAY 1101	2223914	Residential	Home Construction	N/A	CC	12/15/2021	2024	Service Requested	N/A	N/A
HIGHWAY 1101	2223915	Residential	Home Construction	N/A	CC	12/15/2021	2023	Monitor Load	N/A	N/A
HIGHWAY 1101	2397452	Residential	Home Construction	N/A	CC	9/3/2021	2023	Monitor Load	N/A	N/A
HIGHWAY 1101	2397453	Residential	Home Construction	N/A	CC	11/30/2021	2023	Monitor Load	N/A	N/A
HIGHWAY 1101	2223140	Residential	Home Construction	N/A	CC	5/25/2022	2023	Service Requested	N/A	N/A
HIGHWAY 1103	2223582	Transportation	MD/HD EV	N/A	CC	5/12/2022	2023	Service Requested	N/A	N/A
NORTH TOWER 1108 (former)	2223339	Commercial	Business	N/A	CC	12/9/2021	2023	Service Requested	N/A	N/A
NORTH TOWER 1108 (former)	2529777	Commercial	Business	N/A	CC	N/A	2023	Monitor Load	N/A	N/A
PARKWAY 1101	2529374	Transportation	MD/HD EV	N/A	CC	3/2/2022	2023	Service Requested	N/A	N/A
VALLEJO B 1101	2529428	Transportation	MD/HD EV	N/A	CC	11/4/2022	2023	Service Requested	N/A	N/A
ARCATA 1106	2052876	Commercial	Business	N/A	CC	N/A	2023	Monitor Load	N/A	N/A
ARCATA 1122	2053509	Industrial	Facilities	N/A	CC	5/11/2021	2023	Service Requested	N/A	N/A
ARCATA 1122	2223886	Agriculture	Agriculture	N/A	CC	10/7/2021	2023	Monitor Load	N/A	N/A
ARCATA 1122	2222820	Transportation	MD/HD EV	N/A	CC	5/12/2022	2023	Monitor Load	N/A	N/A
JANES CREEK 1102	2292484	Energy Storage	Retail	N/A	CC	5/6/2022	2023	Service Requested	N/A	N/A
JANES CREEK 1102	2529834	Transportation	MD/HD EV	N/A	CC	N/A	2023	Monitor Load	N/A	N/A
JANES CREEK 1102	2529835	Transportation	MD/HD EV	N/A	CC	N/A	2027	Monitor Load	N/A	N/A
JANES CREEK 1103	2221621	Commercial	Business	N/A	CC	2/4/2021	2023	Service Requested	N/A	N/A
BELLEVUE 2103	2053132	Residential	Home Construction	N/A	CC	N/A	2023	Monitor Load	N/A	N/A
BELLEVUE 2103	2053133	Residential	Home Construction	N/A	CC	N/A	2023	Monitor Load	N/A	N/A
BELLEVUE 1104	2053130	Industrial	Cultivation	N/A	CC	N/A	2023	Monitor Load	N/A	N/A
BELLEVUE 1104	2053138	Residential	Home Construction	N/A	CC	1/22/2019	2023	Monitor Load	N/A	N/A
BELLEVUE 1104	2053125	Residential	Home Construction	N/A	CC	1/11/2021	2023	Service Requested	N/A	N/A
BELLEVUE 1104	2053126	Residential	Home Construction	N/A	CC	1/11/2021	2023	Service Requested	N/A	N/A
BELLEVUE 1104	2053127	Residential	Home Construction	N/A	CC	N/A	2023	Monitor Load	N/A	N/A
BELLEVUE 1104	2053181	Residential	Home Construction	N/A	CC	3/12/2021	2023	Service Requested	N/A	N/A
BELLEVUE 1104	1676189	Residential	Home Construction	N/A	CC	N/A	2023	Monitor Load	N/A	N/A
BELLEVUE 1104	2053643	Commercial	Business	N/A	CC	N/A	2023	Monitor Load	N/A	N/A
BELLEVUE 1104	2053644	Commercial	Business	N/A	CC	4/26/2021	2023	Service Requested	N/A	N/A
BELLEVUE 1104	2053645	Residential	Home Construction	N/A	CC	N/A	2023	Monitor Load	N/A	N/A
BELLEVUE 1104	2053646	Industrial	Cultivation	N/A	CC	N/A	2023	Monitor Load	N/A	N/A
BELLEVUE 1104	2053935	Industrial	Cultivation	N/A	CC	9/15/2021	2023	Monitor Load	N/A	N/A
BELLEVUE 1104	2223402	Industrial	Cultivation	N/A	CC	2/4/2022	2026	Service Requested	N/A	N/A
BELLEVUE 1102	2222865	Residential	Home Construction	N/A	CC	3/1/2022	2023	Monitor Load	N/A	N/A
BELLEVUE 1102	2222866	Commercial	Business	N/A	CC	8/13/2021	2023	Service Requested	N/A	N/A
BELLEVUE 1102	2053121	Transportation	MD/HD EV	N/A	CC	11/18/2020	2023	Service Requested	N/A	N/A
BELLEVUE 2105	2221995	Industrial	Facilities	N/A	CC	6/1/2021	2023	Monitor Load	N/A	N/A
BELLEVUE 2105	2222190	Transportation	MD/HD EV	N/A	CC	9/1/2021	2023	Service Requested	N/A	N/A
BELLEVUE 2105	2222191	Transportation	MD/HD EV	N/A	CC	2/2/2022	2023	Service Requested	N/A	N/A
BELLEVUE 2105	2223205	Transportation	MD/HD EV	N/A	CC	9/28/2020	2023	Service Requested	N/A	N/A

PG&E 2023 Distribution Deferral Opportunity Report (DDOR)

Appendix G: Known Load Project Tracking Data

Version Date: 8/15/2023

Public

Circuit	Unique Identifier	Type	Category	IEPR Status	Load Amount (MVA)	Initial Service Request Date	Current Expected In-Service Date	Status	Actual In-Service Date	Actual Load Amount
COTATI 1103	2223580	Residential	Home Construction	N/A	CC	N/A	2023	Monitor Load	N/A	N/A
COTATI 1105	2052926	Commercial	Business	N/A	CC	1/19/2021	2023	Service Requested	N/A	N/A
COTATI 1104	2053342	Industrial	Cultivation	N/A	CC	6/19/2020	2023	Monitor Load	N/A	N/A
COTATI 1104	2053343	Industrial	Cultivation	N/A	CC	7/31/2020	2023	Monitor Load	N/A	N/A
COTATI 1104	2053344	Agriculture	Agriculture	N/A	CC	1/21/2021	2023	Monitor Load	N/A	N/A
COTATI 1104	2222915	Commercial	Business	N/A	CC	5/24/2022	2023	Service Requested	N/A	N/A
COTATI 1104	2222621	Transportation	MD/HD EV	N/A	CC	1/10/2022	2023	Service Requested	N/A	N/A
COTATI 1104	2397475	Transportation	MD/HD EV	N/A	CC	1/10/2022	2024	Service Requested	N/A	N/A
PENNGROVE 1101	2222641	Energy Storage	Retail	N/A	CC	N/A	2024	Monitor Load	N/A	N/A
PENNGROVE 1101	2053655	Residential	Home Construction	N/A	CC	10/18/2016	2023	Monitor Load	N/A	N/A
PENNGROVE 1101	2053656	Residential	Home Construction	N/A	CC	10/23/2019	2023	Monitor Load	N/A	N/A
PENNGROVE 1101	2053657	Residential	Home Construction	N/A	CC	3/13/2021	2023	Service Requested	N/A	N/A
PENNGROVE 1101	2053675	Residential	Home Construction	N/A	CC	3/13/2021	2023	Service Requested	N/A	N/A
PENNGROVE 1101	2053134	Industrial	Cultivation	N/A	CC	N/A	2023	Monitor Load	N/A	N/A
PENNGROVE 1101	2053135	Agriculture	Agriculture	N/A	CC	7/31/2020	2023	Service Requested	N/A	N/A
PENNGROVE 1101	2053136	Residential	Home Construction	N/A	CC	N/A	2023	Monitor Load	N/A	N/A
PENNGROVE 1101	2053137	Residential	Home Construction	N/A	CC	11/2/2020	2023	Monitor Load	N/A	N/A
PENNGROVE 1101	2053075	Residential	Home Construction	N/A	CC	4/14/2021	2023	Monitor Load	N/A	N/A
ORICK 1102	2052740	Transportation	MD/HD EV	N/A	CC	3/24/2020	2023	Monitor Load	N/A	N/A
BRIDGEVILLE 1101	1999859	Industrial	Cultivation	N/A	CC	11/24/2020	2023	Service Requested	N/A	N/A
BRIDGEVILLE 1101	2053887	Industrial	Cultivation	N/A	CC	5/4/2021	2023	Service Requested	N/A	N/A
BRIDGEVILLE 1101	2053888	Industrial	Cultivation	N/A	CC	1/12/2021	2023	Service Requested	N/A	N/A
BRIDGEVILLE 1102	2051821	Industrial	Cultivation	N/A	CC	12/10/2020	2024	Request Canceled	N/A	N/A
LOW GAP 1101	2051822	Industrial	Cultivation	N/A	CC	4/29/2019	2023	Service Requested	N/A	N/A
LOW GAP 1101	2051823	Industrial	Cultivation	N/A	CC	8/2/2019	2023	Service Requested	N/A	N/A
LOW GAP 1101	2051825	Industrial	Cultivation	N/A	CC	6/28/2019	2023	Monitor Load	N/A	N/A
LOW GAP 1101	2222952	Industrial	Cultivation	N/A	CC	N/A	2023	Monitor Load	N/A	N/A
HIGHLANDS 1102	2222813	Residential	Home Construction	N/A	CC	2/28/2022	2023	Service Requested	N/A	N/A
HIGHLANDS 1102	1999860	Industrial	Cultivation	N/A	CC	6/16/2020	2023	Service Requested	N/A	N/A
HIGHLANDS 1102	2054431	Residential	Home Construction	N/A	CC	8/10/2021	2023	Service Requested	N/A	N/A
HIGHLANDS 1103	2222731	Commercial	Business	N/A	CC	12/2/2021	2023	Service Requested	N/A	N/A
CLEAR LAKE 1101	2223004	Commercial	Business	N/A	CC	3/4/2022	2023	Service Requested	N/A	N/A
CLEAR LAKE 1101	2292483	Residential	Home Construction	N/A	CC	2/2/2022	2023	Service Requested	N/A	N/A
CLEAR LAKE 1101	1999743	Industrial	Cultivation	N/A	CC	10/2/2020	2024	Monitor Load	N/A	N/A
CLEAR LAKE 1101	1676476	Industrial	Cultivation	N/A	CC	10/2/2020	2023	Monitor Load	N/A	N/A
CLEAR LAKE 1102	2054114	Industrial	Cultivation	N/A	CC	5/24/2021	2023	Monitor Load	N/A	N/A
CLEAR LAKE 1102	2222723	Agriculture	Agriculture	N/A	CC	8/6/2021	2023	Service Requested	N/A	N/A
CLEAR LAKE 1102	2222724	Industrial	Cultivation	N/A	CC	12/2/2021	2024	Service Requested	N/A	N/A
CLEAR LAKE 1102	2222695	Industrial	Cultivation	N/A	CC	12/2/2021	2023	Service Requested	N/A	N/A
CLEAR LAKE 1102	2222781	Industrial	Cultivation	N/A	CC	12/9/2021	2023	Service Requested	N/A	N/A

PG&E 2023 Distribution Deferral Opportunity Report (DDOR)

Appendix G: Known Load Project Tracking Data

Version Date: 8/15/2023

Public

Circuit	Unique Identifier	Type	Category	IEPR Status	Load Amount (MVA)	Initial Service Request Date	Current Expected In-Service Date	Status	Actual In-Service Date	Actual Load Amount
HARTLEY 1101	2221620	Commercial	Business	N/A	CC	6/21/2021	2023	Monitor Load	N/A	N/A
HARTLEY 1102	2222885	Commercial	Business	N/A	CC	4/29/2021	2023	Service Requested	N/A	N/A
HARTLEY 1102	2529825	Transportation	MD/HD EV	N/A	CC	N/A	2024	Monitor Load	N/A	N/A
KONOCTI 1102	2222727	Industrial	Cultivation	N/A	CC	9/27/2021	2023	Service Requested	N/A	N/A
KONOCTI 1102	2052761	Industrial	Cultivation	N/A	CC	3/16/2021	2023	Service Requested	N/A	N/A
LUCERNE 1103	2053218	Industrial	Cultivation	N/A	CC	1/14/2021	2023	Monitor Load	N/A	N/A
UPPER LAKE 1101	2053217	Transportation	MD/HD EV	N/A	CC	N/A	2024	Monitor Load	N/A	N/A
UPPER LAKE 1101	2053561	Transportation	MD/HD EV	N/A	CC	2/8/2021	2023	Service Requested	N/A	N/A
UPPER LAKE 1101	2054035	Industrial	Cultivation	N/A	CC	N/A	2023	Monitor Load	N/A	N/A
UPPER LAKE 1101	2221994	Transportation	MD/HD EV	N/A	CC	12/8/2021	2023	Service Requested	N/A	N/A
CLOVERDALE 1102	2222100	Industrial	Facilities	N/A	CC	4/12/2021	2023	Service Requested	N/A	N/A
CLOVERDALE 1102	2529414	Industrial	Facilities	N/A	CC	10/5/2022	2026	Service Requested	N/A	N/A
CLOVERDALE 1102	2529415	Industrial	Facilities	N/A	CC	10/5/2022	2027	Service Requested	N/A	N/A
CLOVERDALE 1102	2529512	Residential	Home Construction	N/A	CC	11/13/2021	2023	Service Requested	N/A	N/A
GEYSERVILLE 1102	2292482	Transportation	MD/HD EV	N/A	CC	N/A	2023	Monitor Load	N/A	N/A
GEYSERVILLE 1102	2222101	Agriculture	Agriculture	N/A	CC	2/1/2021	2023	Service Requested	N/A	N/A
GEYSERVILLE 1102	2053889	Agriculture	Agriculture	N/A	CC	1/15/2021	2023	Monitor Load	N/A	N/A
HARRIS 1109	2053035	Commercial	Business	N/A	CC	11/4/2020	2023	Monitor Load	N/A	N/A
HARRIS 1109	2292485	Energy Storage	Retail	N/A	CC	4/11/2022	2023	Monitor Load	N/A	N/A
HUMBOLDT BAY 1102	2221887	Residential	Home Construction	N/A	CC	4/21/2021	2023	Monitor Load	N/A	N/A
EUREKA A 1103	2221619	Residential	Home Construction	N/A	CC	N/A	2023	Monitor Load	N/A	N/A
EUREKA A 1107	2221953	Commercial	Business	N/A	CC	N/A	2023	Monitor Load	N/A	N/A
EUREKA A 1107	2053601	Residential	Home Construction	N/A	CC	4/15/2021	2023	Monitor Load	N/A	N/A
EUREKA E 1101	2052852	Transportation	MD/HD EV	N/A	CC	N/A	2023	Monitor Load	N/A	N/A
FULTON 1101	2052760	Commercial	Business	N/A	CC	3/11/2021	2023	Service Requested	N/A	N/A
FULTON 1101	2529523	Transportation	MD/HD EV	N/A	CC	11/21/2022	2024	Service Requested	N/A	N/A
FULTON 1101	2529590	Industrial	Facilities	N/A	CC	N/A	2023	Monitor Load	N/A	N/A
FULTON 1101	2529716	Commercial	Business	N/A	CC	11/14/2022	2024	Service Requested	N/A	N/A
FULTON 1104	2223023	Residential	Home Construction	N/A	CC	9/21/2021	2023	Service Requested	N/A	N/A
FULTON 1102	2222922	Commercial	Business	N/A	CC	3/2/2022	2024	Monitor Load	N/A	N/A
FULTON 1102	2222691	Residential	Home Construction	N/A	CC	3/12/2022	2023	Service Requested	N/A	N/A
FULTON 1102	2222475	Commercial	Business	N/A	CC	11/3/2021	2023	Service Requested	N/A	N/A
FULTON 1102	2222470	Residential	Home Construction	N/A	CC	N/A	2023	Monitor Load	N/A	N/A
FULTON 1102	2054421	Commercial	Business	N/A	CC	7/6/2021	2023	Service Requested	N/A	N/A
FULTON 1107	1999724	Commercial	Business	N/A	CC	6/24/2020	2023	Service Requested	N/A	N/A
FULTON 1105	2223818	Commercial	Business	N/A	CC	N/A	2024	Monitor Load	N/A	N/A
FULTON 1105	2223819	Commercial	Business	N/A	CC	N/A	2024	Monitor Load	N/A	N/A
FULTON 1106	2222757	Commercial	Business	N/A	CC	11/3/2021	2023	Service Requested	N/A	N/A
FULTON 1106	2223164	Transportation	MD/HD EV	N/A	CC	N/A	2023	Monitor Load	N/A	N/A
FULTON 1106	2222097	Residential	Home Construction	N/A	CC	4/12/2021	2023	Service Requested	N/A	N/A

PG&E 2023 Distribution Deferral Opportunity Report (DDOR)

Appendix G: Known Load Project Tracking Data

Version Date: 8/15/2023

Public

Circuit	Unique Identifier	Type	Category	IEPR Status	Load Amount (MVA)	Initial Service Request Date	Current Expected In-Service Date	Status	Actual In-Service Date	Actual Load Amount
FORT SEWARD 1122	2051794	Industrial	Cultivation	N/A	CC	11/17/2020	2023	Service Requested	N/A	N/A
FORT SEWARD 1121	2051793	Industrial	Cultivation	N/A	CC	10/6/2020	2023	Service Requested	N/A	N/A
FORT SEWARD 1121	2052444	Industrial	Cultivation	N/A	CC	4/29/2020	2023	Monitor Load	N/A	N/A
FORT SEWARD 1121	2052798	Industrial	Cultivation	N/A	CC	N/A	2023	Monitor Load	N/A	N/A
FRUITLAND 1142	2052727	Transportation	MD/HD EV	N/A	CC	3/24/2020	2023	Service Requested	N/A	N/A
FRUITLAND 1142	2052728	Transportation	MD/HD EV	N/A	CC	3/24/2020	2023	Service Requested	N/A	N/A
FRUITLAND 1142	2052950	Industrial	Cultivation	N/A	CC	11/19/2020	2023	Monitor Load	N/A	N/A
FRUITLAND 1142	2052951	Industrial	Cultivation	N/A	CC	10/30/2020	2023	Service Requested	N/A	N/A
FRUITLAND 1142	2053117	Industrial	Cultivation	N/A	CC	2/24/2021	2023	Service Requested	N/A	N/A
FRUITLAND 1142	2051796	Industrial	Cultivation	N/A	CC	10/12/2020	2023	Service Requested	N/A	N/A
FRUITLAND 1142	2051797	Industrial	Cultivation	N/A	CC	1/2/2019	2023	Monitor Load	N/A	N/A
FRUITLAND 1142	2051798	Industrial	Cultivation	N/A	CC	1/16/2020	2023	Service Requested	N/A	N/A
FRUITLAND 1142	2053236	Industrial	Cultivation	N/A	CC	5/19/2021	2023	Service Requested	N/A	N/A
FRUITLAND 1142	2223577	Industrial	Cultivation	N/A	CC	2/5/2020	2024	Service Requested	N/A	N/A
FRUITLAND 1142	2223578	Industrial	Cultivation	N/A	CC	4/21/2021	2024	Service Requested	N/A	N/A
FRUITLAND 1142	2223682	Industrial	Cultivation	N/A	CC	N/A	2025	Monitor Load	N/A	N/A
FRUITLAND 1141	2053884	Industrial	Cultivation	N/A	CC	11/9/2020	2023	Service Requested	N/A	N/A
GARBERVILLE 1101	2053885	Industrial	Cultivation	N/A	CC	4/27/2021	2023	Service Requested	N/A	N/A
GARBERVILLE 1101	2053584	Industrial	Cultivation	N/A	CC	N/A	2024	Monitor Load	N/A	N/A
GARBERVILLE 1101	2051766	Industrial	Cultivation	N/A	CC	8/16/2018	2024	Service Requested	N/A	N/A
GARBERVILLE 1101	2051767	Industrial	Cultivation	N/A	CC	7/22/2019	2023	Monitor Load	N/A	N/A
GARBERVILLE 1101	2053120	Industrial	Cultivation	N/A	CC	4/15/2021	2023	Monitor Load	N/A	N/A
GARBERVILLE 1101	1676319	Industrial	Cultivation	N/A	CC	5/29/2020	2023	Service Requested	N/A	N/A
GARBERVILLE 1101	1676320	Industrial	Cultivation	N/A	CC	7/7/2020	2023	Service Requested	N/A	N/A
GARBERVILLE 1101	1676321	Industrial	Cultivation	N/A	CC	5/11/2020	2023	Monitor Load	N/A	N/A
GARBERVILLE 1101	1676322	Industrial	Cultivation	N/A	CC	4/29/2020	2023	Service Requested	N/A	N/A
GARBERVILLE 1101	1676323	Industrial	Cultivation	N/A	CC	4/10/2020	2023	Service Requested	N/A	N/A
GARBERVILLE 1101	1671843	Industrial	Cultivation	N/A	CC	9/13/2018	2023	Service Requested	N/A	N/A
GARBERVILLE 1101	1671844	Industrial	Cultivation	N/A	CC	2/26/2019	2024	Service Requested	N/A	N/A
GARBERVILLE 1101	1671846	Transportation	MD/HD EV	N/A	CC	1/31/2019	2023	Monitor Load	N/A	N/A
GARBERVILLE 1101	2223556	Industrial	Cultivation	N/A	CC	7/16/2021	2024	Service Requested	N/A	N/A
GARBERVILLE 1101	2223557	Industrial	Cultivation	N/A	CC	11/19/2020	2024	Service Requested	N/A	N/A
GARBERVILLE 1101	2223558	Industrial	Cultivation	N/A	CC	6/28/2021	2024	Service Requested	N/A	N/A
GARBERVILLE 1101	2223559	Industrial	Cultivation	N/A	CC	7/15/2021	2024	Service Requested	N/A	N/A
GARBERVILLE 1101	2223560	Industrial	Cultivation	N/A	CC	N/A	2024	Monitor Load	N/A	N/A
GARBERVILLE 1101	2223561	Industrial	Cultivation	N/A	CC	N/A	2024	Monitor Load	N/A	N/A
GARBERVILLE 1101	2223562	Industrial	Cultivation	N/A	CC	N/A	2024	Monitor Load	N/A	N/A
GARBERVILLE 1101	2223563	Industrial	Cultivation	N/A	CC	N/A	2024	Monitor Load	N/A	N/A
GARBERVILLE 1101	2223564	Industrial	Cultivation	N/A	CC	7/16/2021	2024	Service Requested	N/A	N/A
GARBERVILLE 1101	2223565	Industrial	Cultivation	N/A	CC	1/12/2022	2024	Service Requested	N/A	N/A

PG&E 2023 Distribution Deferral Opportunity Report (DDOR)

Appendix G: Known Load Project Tracking Data

Version Date: 8/15/2023

Public

Circuit	Unique Identifier	Type	Category	IEPR Status	Load Amount (MVA)	Initial Service Request Date	Current Expected In-Service Date	Status	Actual In-Service Date	Actual Load Amount
GARBERVILLE 1102	2223567	Industrial	Cultivation	N/A	CC	10/5/2020	2024	Service Requested	N/A	N/A
GARBERVILLE 1102	2223568	Industrial	Cultivation	N/A	CC	2/23/2021	2025	Service Requested	N/A	N/A
GARBERVILLE 1102	2223569	Industrial	Cultivation	N/A	CC	4/9/2021	2025	Service Requested	N/A	N/A
GARBERVILLE 1102	2223570	Industrial	Cultivation	N/A	CC	3/13/2021	2025	Service Requested	N/A	N/A
GARBERVILLE 1102	2223571	Industrial	Cultivation	N/A	CC	N/A	2025	Monitor Load	N/A	N/A
GARBERVILLE 1102	2529580	Industrial	Cultivation	N/A	CC	11/25/2019	2025	Service Requested	N/A	N/A
GARBERVILLE 1102	2529583	Industrial	Cultivation	N/A	CC	4/12/2022	2025	Service Requested	N/A	N/A
GARBERVILLE 1102	1671848	Industrial	Cultivation	N/A	CC	3/6/2018	2023	Monitor Load	N/A	N/A
GARBERVILLE 1102	1671849	Industrial	Cultivation	N/A	CC	7/15/2016	2023	Monitor Load	N/A	N/A
GARBERVILLE 1102	1671850	Industrial	Cultivation	N/A	CC	N/A	2024	Monitor Load	N/A	N/A
GARBERVILLE 1102	1671855	Industrial	Cultivation	N/A	CC	N/A	2025	Monitor Load	N/A	N/A
GARBERVILLE 1102	1676175	Industrial	Cultivation	N/A	CC	12/27/2018	2025	Service Requested	N/A	N/A
GARBERVILLE 1102	2053119	Industrial	Cultivation	N/A	CC	N/A	2025	Monitor Load	N/A	N/A
GARBERVILLE 1102	2052904	Industrial	Cultivation	N/A	CC	1/10/2020	2023	Monitor Load	N/A	N/A
GARBERVILLE 1102	2052905	Industrial	Cultivation	N/A	CC	8/31/2020	2025	Service Requested	N/A	N/A
GARBERVILLE 1102	2052908	Industrial	Cultivation	N/A	CC	N/A	2025	Monitor Load	N/A	N/A
GARBERVILLE 1102	2052909	Industrial	Cultivation	N/A	CC	N/A	2025	Monitor Load	N/A	N/A
GARBERVILLE 1102	2052910	Industrial	Cultivation	N/A	CC	7/29/2020	2025	Service Requested	N/A	N/A
GARBERVILLE 1102	2052912	Industrial	Cultivation	N/A	CC	N/A	2025	Monitor Load	N/A	N/A
GARBERVILLE 1102	2051772	Industrial	Cultivation	N/A	CC	12/20/2019	2023	Monitor Load	N/A	N/A
GARBERVILLE 1102	2051775	Industrial	Cultivation	N/A	CC	9/5/2019	2023	Monitor Load	N/A	N/A
GARBERVILLE 1102	2051776	Industrial	Cultivation	N/A	CC	3/4/2019	2025	Monitor Load	N/A	N/A
GARBERVILLE 1102	2051777	Industrial	Cultivation	N/A	CC	11/20/2019	2025	Service Requested	N/A	N/A
GARBERVILLE 1102	2051778	Industrial	Cultivation	N/A	CC	N/A	2025	Monitor Load	N/A	N/A
GARBERVILLE 1102	2051780	Industrial	Cultivation	N/A	CC	6/19/2020	2025	Service Requested	N/A	N/A
GARBERVILLE 1102	2051781	Industrial	Cultivation	N/A	CC	5/6/2020	2025	Service Requested	N/A	N/A
GARBERVILLE 1102	2052460	Industrial	Cultivation	N/A	CC	4/16/2020	2025	Service Requested	N/A	N/A
GARBERVILLE 1103	2051768	Commercial	Business	N/A	CC	3/31/2020	2023	Service Requested	N/A	N/A
GARBERVILLE 1103	2051769	Commercial	Business	N/A	CC	N/A	2023	Monitor Load	N/A	N/A
HOPLAND 1101	1999846	Industrial	Facilities	N/A	CC	2/14/2020	2023	Monitor Load	N/A	N/A
HOPLAND 1101	1676108	Industrial	Facilities	N/A	CC	N/A	2023	Monitor Load	N/A	N/A
HOPLAND 1101	1676085	Transportation	MD/HD EV	N/A	CC	6/17/2020	2023	Service Requested	N/A	N/A
HOPLAND 1101	2223699	Residential	Home Construction	N/A	CC	5/5/2022	2023	Service Requested	N/A	N/A
HOPLAND 1101	2223700	Commercial	Business	N/A	CC	5/9/2022	2023	Monitor Load	N/A	N/A
HOPLAND 1101	2222635	Industrial	Facilities	N/A	CC	6/14/2021	2023	Service Requested	N/A	N/A
BIG RIVER 1101	2223200	Industrial	Cultivation	N/A	CC	1/7/2022	2023	Service Requested	N/A	N/A
ELK 1101	2529513	Transportation	LD EV	N/A	CC	11/8/2022	2023	Service Requested	N/A	N/A
ELK 1101	2529803	Transportation	MD/HD EV	N/A	CC	12/21/2022	2024	Service Requested	N/A	N/A
FORT BRAGG A 1101	2222821	Transportation	MD/HD EV	N/A	CC	N/A	2023	Monitor Load	N/A	N/A
FORT BRAGG A 1101	2222844	Industrial	Facilities	N/A	CC	6/7/2021	2023	Service Requested	N/A	N/A

PG&E 2023 Distribution Deferral Opportunity Report (DDOR)

Appendix G: Known Load Project Tracking Data

Version Date: 8/15/2023

Public

Circuit	Unique Identifier	Type	Category	IEPR Status	Load Amount (MVA)	Initial Service Request Date	Current Expected In-Service Date	Status	Actual In-Service Date	Actual Load Amount
FORT BRAGG A 1101	2222839	Transportation	MD/HD EV	N/A	CC	6/24/2021	2023	Service Requested	N/A	N/A
FORT BRAGG A 1101	1676084	Industrial	Cultivation	N/A	CC	3/30/2020	2023	Monitor Load	N/A	N/A
FORT BRAGG A 1102	2221933	Residential	Home Construction	N/A	CC	7/20/2020	2023	Service Requested	N/A	N/A
FORT BRAGG A 1102	2529832	Transportation	MD/HD EV	N/A	CC	1/13/2023	2024	Service Requested	N/A	N/A
FORT BRAGG A 1103	2292481	Transportation	LD EV	N/A	CC	N/A	2023	Monitor Load	N/A	N/A
FORT BRAGG A 1103	2222843	Transportation	MD/HD EV	N/A	CC	5/31/2022	2023	Service Requested	N/A	N/A
FORT BRAGG A 1103	2223039	Transportation	MD/HD EV	N/A	CC	6/14/2022	2023	Service Requested	N/A	N/A
FORT BRAGG A 1103	2222985	Commercial	Business	N/A	CC	4/19/2022	2023	Monitor Load	N/A	N/A
FORT BRAGG A 1103	2053996	Transportation	MD/HD EV	N/A	CC	2/25/2020	2023	Monitor Load	N/A	N/A
FORT BRAGG A 1104	2222020	Commercial	Business	N/A	CC	8/25/2021	2023	Service Requested	N/A	N/A
MIDDLETOWN 1102	2221890	Agriculture	Agriculture	N/A	CC	12/16/2020	2023	Monitor Load	N/A	N/A
MIDDLETOWN 1102	2222083	Agriculture	Agriculture	N/A	CC	6/28/2021	2023	Monitor Load	N/A	N/A
CARLOTTA 1121	2221684	Industrial	Cultivation	N/A	CC	2/26/2021	2025	Service Requested	N/A	N/A
CARLOTTA 1121	2052646	Industrial	Cultivation	N/A	CC	2/26/2021	2023	Service Requested	N/A	N/A
CARLOTTA 1121	2223441	Commercial	Business	N/A	CC	2/22/2021	2025	Service Requested	N/A	N/A
EEL RIVER 1102	2223122	Industrial	Cultivation	N/A	CC	7/12/2018	2023	Service Requested	N/A	N/A
EEL RIVER 1102	1999857	Industrial	Cultivation	N/A	CC	7/12/2018	2023	Service Requested	N/A	N/A
EEL RIVER 1102	1999715	Industrial	Cultivation	N/A	CC	N/A	2023	Monitor Load	N/A	N/A
EEL RIVER 1102	1999716	Industrial	Cultivation	N/A	CC	N/A	2023	Monitor Load	N/A	N/A
NEWBURG 1131	1671978	Industrial	Cultivation	N/A	CC	1/23/2019	2024	Request Canceled	N/A	N/A
NEWBURG 1131	1671982	Industrial	Cultivation	N/A	CC	11/30/2018	2024	Service Requested	N/A	N/A
NEWBURG 1131	2223694	Industrial	Facilities	N/A	CC	12/8/2020	2023	Service Requested	N/A	N/A
NEWBURG 1131	2223695	Commercial	Business	N/A	CC	N/A	2023	Monitor Load	N/A	N/A
NEWBURG 1132	2223613	Commercial	Business	N/A	CC	N/A	2023	Monitor Load	N/A	N/A
NEWBURG 1132	2223391	Industrial	Facilities	N/A	CC	12/8/2020	2023	Service Requested	N/A	N/A
NEWBURG 1132	2051952	Transportation	MD/HD EV	N/A	CC	12/14/2020	2023	Monitor Load	N/A	N/A
NEWBURG 1132	2051953	Transportation	MD/HD EV	N/A	CC	12/14/2020	2023	Monitor Load	N/A	N/A
NEWBURG 1132	2053485	Transportation	MD/HD EV	N/A	CC	3/24/2020	2023	Monitor Load	N/A	N/A
RIO DELL 1101	2053828	Industrial	Facilities	N/A	CC	7/22/2021	2025	Service Requested	N/A	N/A
RIO DELL 1101	1999855	Industrial	Cultivation	N/A	CC	N/A	2025	Monitor Load	N/A	N/A
RIO DELL 1101	1999856	Industrial	Cultivation	N/A	CC	N/A	2025	Monitor Load	N/A	N/A
RIO DELL 1101	1672528	Industrial	Cultivation	N/A	CC	N/A	2023	Monitor Load	N/A	N/A
RIO DELL 1101	1672530	Industrial	Cultivation	N/A	CC	N/A	2025	Monitor Load	N/A	N/A
RIO DELL 1101	1672531	Industrial	Cultivation	N/A	CC	N/A	2023	Monitor Load	N/A	N/A
RIO DELL 1101	1672532	Industrial	Cultivation	N/A	CC	9/12/2020	2023	Monitor Load	N/A	N/A
RIO DELL 1101	1676260	Industrial	Cultivation	N/A	CC	N/A	2023	Monitor Load	N/A	N/A
RIO DELL 1102	1676265	Industrial	Cultivation	N/A	CC	N/A	2025	Monitor Load	N/A	N/A
RIO DELL 1102	1676279	Industrial	Cultivation	N/A	CC	N/A	2023	Monitor Load	N/A	N/A
RIO DELL 1102	1999708	Industrial	Cultivation	N/A	CC	N/A	2025	Monitor Load	N/A	N/A
RIO DELL 1102	2053494	Industrial	Cultivation	N/A	CC	3/17/2021	2023	Service Requested	N/A	N/A

PG&E 2023 Distribution Deferral Opportunity Report (DDOR)

Appendix G: Known Load Project Tracking Data

Version Date: 8/15/2023

Public

Circuit	Unique Identifier	Type	Category	IEPR Status	Load Amount (MVA)	Initial Service Request Date	Current Expected In-Service Date	Status	Actual In-Service Date	Actual Load Amount
RIO DELL 1102	2223440	Industrial	Cultivation	N/A	CC	9/11/2020	2025	Service Requested	N/A	N/A
CORONA 1102	2053338	Transportation	MD/HD EV	N/A	CC	12/17/2020	2023	Monitor Load	N/A	N/A
CORONA 1102	2053363	Commercial	Business	N/A	CC	N/A	2023	Monitor Load	N/A	N/A
CORONA 1101	2222046	Industrial	Facilities	N/A	CC	6/10/2021	2023	Monitor Load	N/A	N/A
CORONA 1101	2222044	Transportation	MD/HD EV	N/A	CC	10/29/2021	2023	Service Requested	N/A	N/A
LAKEVILLE 1101	2053359	Industrial	Facilities	N/A	CC	N/A	2023	Monitor Load	N/A	N/A
LAKEVILLE 1101	2053360	Agriculture	Agriculture	N/A	CC	N/A	2023	Monitor Load	N/A	N/A
LAKEVILLE 1101	2053361	Transportation	MD/HD EV	N/A	CC	N/A	2023	Monitor Load	N/A	N/A
LAKEVILLE 1101	2053362	Residential	Home Construction	N/A	CC	2/18/2021	2023	Monitor Load	N/A	N/A
PETALUMA C 1102	1676191	Industrial	Facilities	N/A	CC	N/A	2023	Monitor Load	N/A	N/A
PETALUMA C 1102	2222994	Commercial	Business	N/A	CC	4/7/2022	2023	Service Requested	N/A	N/A
PETALUMA C 1106	2222611	Transportation	MD/HD EV	N/A	CC	4/19/2022	2023	Monitor Load	N/A	N/A
PETALUMA C 1106	2223299	Transportation	MD/HD EV	N/A	CC	5/3/2022	2023	Service Requested	N/A	N/A
PETALUMA C 1106	2223762	Residential	Home Construction	N/A	CC	3/15/2022	2023	Service Requested	N/A	N/A
PETALUMA C 1106	2529507	Residential	Home Construction	N/A	CC	3/15/2022	2024	Service Requested	N/A	N/A
PETALUMA C 1106	2053364	Transportation	MD/HD EV	N/A	CC	N/A	2023	Monitor Load	N/A	N/A
PETALUMA C 1106	2054087	Transportation	MD/HD EV	N/A	CC	10/22/2020	2023	Service Requested	N/A	N/A
PETALUMA C 1105	2221977	Residential	Home Construction	N/A	CC	9/15/2021	2023	Monitor Load	N/A	N/A
PETALUMA C 1105	2221975	Residential	Home Construction	N/A	CC	12/13/2017	2023	Monitor Load	N/A	N/A
PETALUMA C 1109	2221970	Transportation	MD/HD EV	N/A	CC	1/18/2022	2023	Service Requested	N/A	N/A
PETALUMA C 1109	2221670	Industrial	Facilities	N/A	CC	6/26/2018	2023	Service Requested	N/A	N/A
PETALUMA C 1108	1676263	Industrial	Cultivation	N/A	CC	11/7/2018	2023	Monitor Load	N/A	N/A
PETALUMA C 1108	2223822	Transportation	LD EV	N/A	CC	10/22/2020	2023	Service Requested	N/A	N/A
PETALUMA C 1108	2223298	Agriculture	Agriculture	N/A	CC	12/13/2021	2023	Service Requested	N/A	N/A
PETALUMA C 1108	2222605	Energy Storage	Retail	N/A	CC	N/A	2023	Monitor Load	N/A	N/A
POTTER VALLEY P H 1105	2222631	Industrial	Cultivation	N/A	CC	2/4/2021	2026	Service Requested	N/A	N/A
POTTER VALLEY P H 1105	2222632	Industrial	Cultivation	N/A	CC	3/12/2021	2024	Service Requested	N/A	N/A
POTTER VALLEY P H 1105	1672228	Industrial	Cultivation	N/A	CC	8/13/2019	2023	Monitor Load	N/A	N/A
POTTER VALLEY P H 1105	2052947	Industrial	Cultivation	N/A	CC	1/14/2021	2026	Service Requested	N/A	N/A
POTTER VALLEY P H 1105	2052934	Industrial	Cultivation	N/A	CC	12/15/2020	2023	Service Requested	N/A	N/A
POTTER VALLEY P H 1105	2053251	Industrial	Cultivation	N/A	CC	1/26/2021	2024	Service Requested	N/A	N/A
POTTER VALLEY P H 1105	2053252	Industrial	Cultivation	N/A	CC	1/5/2021	2026	Service Requested	N/A	N/A
MONROE 2103	2053334	Commercial	Business	N/A	CC	N/A	2023	Monitor Load	N/A	N/A
MONROE 2103	2052939	Transportation	MD/HD EV	N/A	CC	1/8/2021	2023	Service Requested	N/A	N/A
MONROE 2103	2222551	Residential	Home Construction	N/A	CC	3/31/2021	2023	Monitor Load	N/A	N/A
MONROE 2103	2222900	Residential	Home Construction	N/A	CC	N/A	2024	Monitor Load	N/A	N/A
MONROE 2103	2222916	Residential	Home Construction	N/A	CC	N/A	2024	Monitor Load	N/A	N/A
MONROE 2103	2222917	Residential	Home Construction	N/A	CC	3/5/2021	2023	Monitor Load	N/A	N/A
MONROE 2102	2222535	Commercial	Business	N/A	CC	9/14/2018	2023	Service Requested	N/A	N/A
MONROE 2102	2222414	Transportation	MD/HD EV	N/A	CC	3/15/2022	2023	Service Requested	N/A	N/A

PG&E 2023 Distribution Deferral Opportunity Report (DDOR)

Appendix G: Known Load Project Tracking Data

Version Date: 8/15/2023

Public

Circuit	Unique Identifier	Type	Category	IEPR Status	Load Amount (MVA)	Initial Service Request Date	Current Expected In-Service Date	Status	Actual In-Service Date	Actual Load Amount
MONROE 2102	2054134	Commercial	Business	N/A	CC	8/24/2021	2023	Service Requested	N/A	N/A
MONROE 2102	2221734	Industrial	Cultivation	N/A	CC	4/16/2021	2023	Service Requested	N/A	N/A
MONROE 1106	2222872	Residential	Home Construction	N/A	CC	2/12/2022	2024	Service Requested	N/A	N/A
MONROE 1105	2221736	Residential	Home Construction	N/A	CC	7/19/2021	2023	Monitor Load	N/A	N/A
MONROE 1105	2052441	Transportation	MD/HD EV	N/A	CC	N/A	2023	Monitor Load	N/A	N/A
MONROE 1104	2052430	Transportation	MD/HD EV	N/A	CC	12/1/2020	2023	Monitor Load	N/A	N/A
MONROE 2107	2222544	Residential	Home Construction	N/A	CC	3/31/2021	2023	Monitor Load	N/A	N/A
MONROE 2107	2223088	Residential	Home Construction	N/A	CC	12/10/2021	2023	Monitor Load	N/A	N/A
RINCON 1102	2529368	Residential	Home Construction	N/A	CC	3/13/2021	2023	Service Requested	N/A	N/A
RINCON 1103	1676229	Commercial	Business	N/A	CC	N/A	2023	Monitor Load	N/A	N/A
SANTA ROSA A 1104	1676415	Commercial	Business	N/A	CC	4/4/2019	2023	Monitor Load	N/A	N/A
SANTA ROSA A 1103	2053104	Industrial	Facilities	N/A	CC	12/30/2020	2023	Service Requested	N/A	N/A
SANTA ROSA A 1103	2053105	Commercial	Business	N/A	CC	12/30/2020	2025	Service Requested	N/A	N/A
SANTA ROSA A 1103	2052691	Industrial	Facilities	N/A	CC	N/A	2023	Monitor Load	N/A	N/A
SANTA ROSA A 1103	1207367	Industrial	Cultivation	N/A	CC	4/29/2018	2023	Monitor Load	N/A	N/A
SANTA ROSA A 1103	2221729	Residential	Home Construction	N/A	CC	6/11/2021	2023	Service Requested	N/A	N/A
SANTA ROSA A 1103	2221730	Residential	Home Construction	N/A	CC	6/11/2021	2024	Service Requested	N/A	N/A
SANTA ROSA A 1103	2221714	Residential	Home Construction	N/A	CC	N/A	2023	Monitor Load	N/A	N/A
SANTA ROSA A 1103	2222127	Transportation	MD/HD EV	N/A	CC	1/20/2022	2024	Service Requested	N/A	N/A
SANTA ROSA A 1103	2222167	Commercial	Business	N/A	CC	N/A	2023	Monitor Load	N/A	N/A
SANTA ROSA A 1103	2222168	Residential	Home Construction	N/A	CC	9/3/2021	2024	Service Requested	N/A	N/A
SANTA ROSA A 1103	2529587	Industrial	Facilities	N/A	CC	7/29/2022	2024	Service Requested	N/A	N/A
SANTA ROSA A 1103	2223136	Industrial	Cultivation	N/A	CC	12/29/2021	2024	Service Requested	N/A	N/A
SANTA ROSA A 1103	2223026	Industrial	Facilities	N/A	CC	12/30/2020	2024	Service Requested	N/A	N/A
SANTA ROSA A 1102	2223028	Industrial	Facilities	N/A	CC	12/30/2020	2024	Service Requested	N/A	N/A
SANTA ROSA A 1102	2222918	Transportation	MD/HD EV	N/A	CC	3/11/2022	2024	Service Requested	N/A	N/A
SANTA ROSA A 1102	2223519	Industrial	Facilities	N/A	CC	2/5/2022	2025	Service Requested	N/A	N/A
SANTA ROSA A 1102	2397446	Residential	Home Construction	N/A	CC	9/3/2022	2024	Service Requested	N/A	N/A
SANTA ROSA A 1102	2529723	Transportation	LD EV	N/A	CC	9/3/2022	2024	Service Requested	N/A	N/A
SANTA ROSA A 1102	2221727	Residential	Home Construction	N/A	CC	7/2/2021	2023	Monitor Load	N/A	N/A
SANTA ROSA A 1102	2053205	Residential	Home Construction	N/A	CC	N/A	2023	Monitor Load	N/A	N/A
SANTA ROSA A 1102	2053102	Industrial	Facilities	N/A	CC	12/30/2020	2023	Service Requested	N/A	N/A
SANTA ROSA A 1102	2053103	Commercial	Business	N/A	CC	12/30/2020	2025	Service Requested	N/A	N/A
SANTA ROSA A 1102	2053176	Industrial	Facilities	N/A	CC	7/15/2020	2023	Monitor Load	N/A	N/A
SANTA ROSA A 1102	2053177	Industrial	Facilities	N/A	CC	7/15/2020	2024	Monitor Load	N/A	N/A
SANTA ROSA A 1102	2052448	Industrial	Facilities	N/A	CC	7/15/2020	2023	Monitor Load	N/A	N/A
SANTA ROSA A 1108	2052944	Residential	Home Construction	N/A	CC	N/A	2023	Monitor Load	N/A	N/A
SANTA ROSA A 1108	2221664	Residential	Home Construction	N/A	CC	6/22/2021	2023	Monitor Load	N/A	N/A
SANTA ROSA A 1108	2221665	Residential	Home Construction	N/A	CC	N/A	2023	Monitor Load	N/A	N/A
SANTA ROSA A 1108	2221657	Residential	Home Construction	N/A	CC	2/9/2021	2023	Service Requested	N/A	N/A

PG&E 2023 Distribution Deferral Opportunity Report (DDOR)

Appendix G: Known Load Project Tracking Data

Version Date: 8/15/2023

Public

Circuit	Unique Identifier	Type	Category	IEPR Status	Load Amount (MVA)	Initial Service Request Date	Current Expected In-Service Date	Status	Actual In-Service Date	Actual Load Amount
SANTA ROSA A 1108	2397455	Transportation	MD/HD EV	N/A	CC	4/20/2022	2025	Monitor Load	N/A	N/A
SANTA ROSA A 1108	2397457	Transportation	MD/HD EV	N/A	CC	4/12/2022	2025	Monitor Load	N/A	N/A
SANTA ROSA A 1108	2397458	Commercial	Business	N/A	CC	8/26/2022	2023	Service Requested	N/A	N/A
SANTA ROSA A 1108	2397459	Commercial	Business	N/A	CC	8/26/2022	2023	Service Requested	N/A	N/A
SANTA ROSA A 1108	2397460	Transportation	MD/HD EV	N/A	CC	11/18/2022	2026	Service Requested	N/A	N/A
SANTA ROSA A 1108	2223481	Residential	Home Construction	N/A	CC	N/A	2023	Monitor Load	N/A	N/A
SANTA ROSA A 1108	2222959	Transportation	MD/HD EV	N/A	CC	11/18/2022	2025	Service Requested	N/A	N/A
SANTA ROSA A 1108	2222960	Transportation	MD/HD EV	N/A	CC	4/12/2022	2024	Monitor Load	N/A	N/A
SANTA ROSA A 1108	2222870	Transportation	MD/HD EV	N/A	CC	4/20/2022	2024	Monitor Load	N/A	N/A
SANTA ROSA A 1108	2222552	Transportation	LD EV	N/A	CC	6/22/2021	2023	Monitor Load	N/A	N/A
SANTA ROSA A 1106	2397445	Residential	Home Construction	N/A	CC	N/A	2023	Monitor Load	N/A	N/A
SANTA ROSA A 1106	2053583	Commercial	Business	N/A	CC	N/A	2023	Monitor Load	N/A	N/A
SANTA ROSA A 1105	2053582	Residential	Home Construction	N/A	CC	N/A	2023	Monitor Load	N/A	N/A
SANTA ROSA A 1105	1999745	Commercial	Business	N/A	CC	5/12/2020	2023	Monitor Load	N/A	N/A
SANTA ROSA A 1105	1999746	Residential	Home Construction	N/A	CC	5/12/2020	2023	Monitor Load	N/A	N/A
SANTA ROSA A 1105	2223082	Transportation	MD/HD EV	N/A	CC	4/13/2022	2024	Monitor Load	N/A	N/A
SANTA ROSA A 1105	2223334	Industrial	Facilities	N/A	CC	N/A	2023	Monitor Load	N/A	N/A
SANTA ROSA A 1105	2223336	Residential	Home Construction	N/A	CC	N/A	2024	Monitor Load	N/A	N/A
SANTA ROSA A 1112	2223149	Residential	Home Construction	N/A	CC	2/23/2021	2023	Monitor Load	N/A	N/A
SANTA ROSA A 1112	2053340	Commercial	Business	N/A	CC	N/A	2023	Monitor Load	N/A	N/A
SANTA ROSA A 1111	2223084	Transportation	MD/HD EV	N/A	CC	5/11/2022	2024	Monitor Load	N/A	N/A
DUNBAR 1101	824274	Industrial	Cultivation	N/A	CC	1/4/2018	2023	Monitor Load	N/A	N/A
DUNBAR 1103	2053422	Commercial	Business	N/A	CC	1/29/2021	2023	Service Requested	N/A	N/A
SONOMA 1104	2052949	Transportation	MD/HD EV	N/A	CC	N/A	2023	Monitor Load	N/A	N/A
SONOMA 1107	2053454	Transportation	MD/HD EV	N/A	CC	N/A	2023	Monitor Load	N/A	N/A
SONOMA 1102	2222085	Residential	Home Construction	N/A	CC	N/A	2025	Monitor Load	N/A	N/A
SONOMA 1102	2223086	Transportation	MD/HD EV	N/A	CC	5/19/2022	2024	Monitor Load	N/A	N/A
SONOMA 1102	2529711	Residential	Home Construction	N/A	CC	N/A	2023	Monitor Load	N/A	N/A
SONOMA 1103	2053453	Transportation	MD/HD EV	N/A	CC	10/2/2020	2023	Service Requested	N/A	N/A
SONOMA 1105	2222084	Commercial	Business	N/A	CC	2/5/2021	2025	Monitor Load	N/A	N/A
SONOMA 1105	2221764	Agriculture	Agriculture	N/A	CC	9/4/2021	2023	Monitor Load	N/A	N/A
SONOMA 1105	2222443	Industrial	Facilities	N/A	CC	N/A	2023	Monitor Load	N/A	N/A
MIRABEL 1102	2529604	Commercial	Business	N/A	CC	9/26/2022	2023	Service Requested	N/A	N/A
MOLINO 1101	2529778	Transportation	LD EV	N/A	CC	1/6/2023	2024	Service Requested	N/A	N/A
MOLINO 1101	2221616	Transportation	MD/HD EV	N/A	CC	10/22/2020	2023	Service Requested	N/A	N/A
MOLINO 1102	2156181	Industrial	Cultivation	N/A	CC	7/28/2021	2023	Service Requested	N/A	N/A
MOLINO 1102	1207614	Industrial	Facilities	N/A	CC	N/A	2024	Monitor Load	N/A	N/A
MOLINO 1102	1207451	Industrial	Facilities	N/A	CC	N/A	2023	Monitor Load	N/A	N/A
MOLINO 1102	2223841	Residential	Home Construction	N/A	CC	9/6/2022	2023	Service Requested	N/A	N/A
MOLINO 1102	2223842	Transportation	LD EV	N/A	CC	9/6/2022	2023	Service Requested	N/A	N/A

PG&E 2023 Distribution Deferral Opportunity Report (DDOR)

Appendix G: Known Load Project Tracking Data

Version Date: 8/15/2023

Public

Circuit	Unique Identifier	Type	Category	IEPR Status	Load Amount (MVA)	Initial Service Request Date	Current Expected In-Service Date	Status	Actual In-Service Date	Actual Load Amount
MOLINO 1104	2292480	Transportation	LD EV	N/A	CC	N/A	2024	Monitor Load	N/A	N/A
MOLINO 1104	2529829	Transportation	LD EV	N/A	CC	N/A	2025	Monitor Load	N/A	N/A
MOLINO 1104	2222701	Transportation	MD/HD EV	N/A	CC	4/19/2022	2023	Service Requested	N/A	N/A
MONTE RIO 1112	2223688	Transportation	LD EV	N/A	CC	5/5/2022	2023	Service Requested	N/A	N/A
SALMON CREEK 1101	2223833	Transportation	LD EV	N/A	CC	10/17/2022	2023	Service Requested	N/A	N/A
SALMON CREEK 1101	2223834	Transportation	LD EV	N/A	CC	10/14/2022	2023	Service Requested	N/A	N/A
CALPELLA 1101	1672020	Industrial	Cultivation	N/A	CC	12/19/2018	2023	Monitor Load	N/A	N/A
CALPELLA 1101	1672021	Industrial	Facilities	N/A	CC	10/26/2017	2023	Monitor Load	N/A	N/A
UKIAH 1111	2052505	Transportation	MD/HD EV	N/A	CC	1/15/2021	2023	Service Requested	N/A	N/A
LAYTONVILLE 1102	2051819	Industrial	Cultivation	N/A	CC	6/17/2020	2023	Service Requested	N/A	N/A
LAYTONVILLE 1101	2053847	Transportation	MD/HD EV	N/A	CC	12/26/2020	2023	Monitor Load	N/A	N/A
WILLITS 1102	1999841	Transportation	MD/HD EV	N/A	CC	11/29/2020	2023	Service Requested	N/A	N/A
WILLITS 1102	1092871	Transportation	MD/HD EV	N/A	CC	7/17/2018	2023	Monitor Load	N/A	N/A
WILLITS 1102	2222705	Industrial	Cultivation	N/A	CC	8/3/2021	2025	Service Requested	N/A	N/A
WILLITS 1103	2222703	Commercial	Business	N/A	CC	2/17/2021	2024	Service Requested	N/A	N/A
WILLITS 1103	1672010	Industrial	Facilities	N/A	CC	8/20/2018	2023	Monitor Load	N/A	N/A
WILLITS 1103	2222112	Industrial	Cultivation	N/A	CC	12/14/2021	2023	Monitor Load	N/A	N/A
HOOPA 1101	2054370	Residential	Home Construction	N/A	CC	4/22/2021	2023	Service Requested	N/A	N/A
HOOPA 1101	2221618	Agriculture	Agriculture	N/A	CC	2/18/2020	2023	Service Requested	N/A	N/A
WILLOW CREEK 1101	2221622	Industrial	Cultivation	N/A	CC	5/7/2021	2023	Monitor Load	N/A	N/A
WILLOW CREEK 1101	1676277	Industrial	Cultivation	N/A	CC	4/22/2020	2023	Service Requested	N/A	N/A
WILLOW CREEK 1101	1676278	Industrial	Cultivation	N/A	CC	2/17/2020	2023	Monitor Load	N/A	N/A
WILLOW CREEK 1101	2052886	Commercial	Business	N/A	CC	10/5/2020	2023	Service Requested	N/A	N/A
WILLOW CREEK 1101	2222627	Industrial	Cultivation	N/A	CC	7/26/2021	2023	Service Requested	N/A	N/A
WILLOW CREEK 1101	2223117	Energy Storage	Retail	N/A	CC	N/A	2023	Monitor Load	N/A	N/A
WILLOW CREEK 1103	2224035	Industrial	Cultivation	N/A	CC	8/1/2022	2024	Service Requested	N/A	N/A
BURNEY 1102	2529588	Residential	Home Construction	N/A	CC	N/A	2023	Monitor Load	N/A	N/A
BUTTE 1104	2053229	Industrial	Facilities	N/A	CC	11/12/2020	2023	Service Requested	N/A	N/A
BUTTE 1107	2052065	Industrial	Cultivation	N/A	CC	10/5/2020	2023	Monitor Load	N/A	N/A
CHICO A 1101	2223211	Industrial	Facilities	N/A	CC	N/A	2023	Monitor Load	N/A	N/A
CHICO B 1106	1676309	Transportation	MD/HD EV	N/A	CC	9/21/2020	2023	Monitor Load	N/A	N/A
ESQUON 1102	2223442	Agriculture	Agriculture	N/A	CC	5/18/2022	2023	Service Requested	N/A	N/A
ESQUON 1101	2222077	Commercial	Business	N/A	CC	2/15/2022	2024	Service Requested	N/A	N/A
SYCAMORE CREEK 1107	2222814	Commercial	Business	N/A	CC	9/17/2021	2023	Service Requested	N/A	N/A
SYCAMORE CREEK 1111	2223972	Commercial	Business	N/A	CC	9/9/2022	2023	Monitor Load	N/A	N/A
CORNING 1102	2292477	Agriculture	Agriculture	N/A	CC	10/22/2022	2023	Monitor Load	N/A	N/A
CORNING 1102	2529602	Agriculture	Agriculture	N/A	CC	7/27/2022	2023	Service Requested	N/A	N/A
CORNING 1102	2529531	Agriculture	Agriculture	N/A	CC	11/1/2022	2023	Monitor Load	N/A	N/A
CORNING 1102	2529433	Agriculture	Agriculture	N/A	CC	8/11/2022	2023	Service Requested	N/A	N/A
CORNING 1102	2529809	Transportation	MD/HD EV	N/A	CC	12/13/2022	2023	Service Requested	N/A	N/A

PG&E 2023 Distribution Deferral Opportunity Report (DDOR)

Appendix G: Known Load Project Tracking Data

Version Date: 8/15/2023

Public

Circuit	Unique Identifier	Type	Category	IEPR Status	Load Amount (MVA)	Initial Service Request Date	Current Expected In-Service Date	Status	Actual In-Service Date	Actual Load Amount
CORNING 1102	1676335	Agriculture	Agriculture	N/A	CC	9/1/2020	2023	Monitor Load	N/A	N/A
CORNING 1102	2052554	Agriculture	Agriculture	N/A	CC	12/9/2020	2023	Monitor Load	N/A	N/A
CORNING 1102	2052555	Agriculture	Agriculture	N/A	CC	11/23/2020	2023	Service Requested	N/A	N/A
CORNING 1101	2221733	Agriculture	Agriculture	N/A	CC	N/A	2023	Monitor Load	N/A	N/A
CORNING 1101	2223522	Agriculture	Agriculture	N/A	CC	9/22/2022	2023	Service Requested	N/A	N/A
CORNING 1104	2292465	Transportation	MD/HD EV	N/A	CC	N/A	2023	Monitor Load	N/A	N/A
CORNING 1103	2529478	Transportation	MD/HD EV	N/A	CC	11/3/2022	2023	Service Requested	N/A	N/A
CORNING 1103	2529555	Agriculture	Agriculture	N/A	CC	9/19/2022	2023	Service Requested	N/A	N/A
GERBER 1102	2529434	Agriculture	Agriculture	N/A	CC	3/15/2022	2023	Service Requested	N/A	N/A
GERBER 1102	2292479	Agriculture	Agriculture	N/A	CC	9/15/2022	2023	Service Requested	N/A	N/A
GERBER 1102	2292509	Agriculture	Agriculture	N/A	CC	9/15/2022	2023	Service Requested	N/A	N/A
GERBER 1102	2221723	Agriculture	Agriculture	N/A	CC	N/A	2023	Monitor Load	N/A	N/A
GERBER 1102	2221724	Agriculture	Agriculture	N/A	CC	7/2/2021	2023	Monitor Load	N/A	N/A
GERBER 1102	2221725	Agriculture	Agriculture	N/A	CC	12/10/2021	2023	Service Requested	N/A	N/A
VINA 1101	2223448	Agriculture	Agriculture	N/A	CC	8/30/2022	2023	Service Requested	N/A	N/A
VINA 1101	2222845	Commercial	Business	N/A	CC	4/13/2022	2023	Monitor Load	N/A	N/A
JACINTO 1102	1676206	Industrial	Facilities	N/A	CC	N/A	2023	Monitor Load	N/A	N/A
ORLAND B 1101	2292471	Commercial	Business	N/A	CC	3/30/2022	2023	Service Requested	N/A	N/A
ORLAND B 1101	2529499	Residential	Home Construction	N/A	CC	5/10/2022	2024	Monitor Load	N/A	N/A
ORLAND B 1103	2223979	Agriculture	Agriculture	N/A	CC	8/24/2022	2023	Service Requested	N/A	N/A
ORLAND B 1103	2223980	Agriculture	Agriculture	N/A	CC	9/5/2022	2023	Service Requested	N/A	N/A
WYANDOTTE 1103	3515	Industrial	Facilities	N/A	CC	N/A	2023	Monitor Load	N/A	N/A
PARADISE 1103	1999817	Residential	Home Construction	N/A	CC	N/A	2023	Monitor Load	N/A	N/A
PARADISE 1103	1999819	Industrial	Facilities	N/A	CC	N/A	2023	Monitor Load	N/A	N/A
PARADISE 1103	1999820	Residential	Home Construction	N/A	CC	N/A	2024	Monitor Load	N/A	N/A
PARADISE 1103	1999821	Residential	Home Construction	N/A	CC	N/A	2025	Monitor Load	N/A	N/A
PARADISE 1104	1999824	Residential	Home Construction	N/A	CC	N/A	2023	Monitor Load	N/A	N/A
PARADISE 1104	1999825	Residential	Home Construction	N/A	CC	N/A	2023	Monitor Load	N/A	N/A
PARADISE 1104	1999826	Residential	Home Construction	N/A	CC	N/A	2024	Monitor Load	N/A	N/A
PARADISE 1104	1999827	Commercial	Business	N/A	CC	N/A	2024	Monitor Load	N/A	N/A
PARADISE 1104	1999830	Industrial	Facilities	N/A	CC	N/A	2025	Monitor Load	N/A	N/A
PARADISE 1105	1999833	Residential	Home Construction	N/A	CC	N/A	2023	Monitor Load	N/A	N/A
PARADISE 1105	1999834	Residential	Home Construction	N/A	CC	N/A	2024	Monitor Load	N/A	N/A
PARADISE 1105	1999835	Residential	Home Construction	N/A	CC	N/A	2025	Monitor Load	N/A	N/A
DAIRYVILLE 1101	2223993	Agriculture	Agriculture	N/A	CC	9/19/2022	2023	Service Requested	N/A	N/A
TYLER 1104	2529821	Transportation	MD/HD EV	N/A	CC	8/18/2022	2025	Service Requested	N/A	N/A
TYLER 1103	2529822	Transportation	MD/HD EV	N/A	CC	8/18/2022	2025	Service Requested	N/A	N/A
ANDERSON 1101	2222425	Transportation	MD/HD EV	N/A	CC	4/18/2022	2023	Service Requested	N/A	N/A
ANDERSON 1102	1092855	Transportation	MD/HD EV	N/A	CC	7/11/2018	2023	Monitor Load	N/A	N/A
RISING RIVER 1101	2529525	Transportation	MD/HD EV	N/A	CC	4/18/2022	2023	Service Requested	N/A	N/A

PG&E 2023 Distribution Deferral Opportunity Report (DDOR)

Appendix G: Known Load Project Tracking Data

Version Date: 8/15/2023

Public

Circuit	Unique Identifier	Type	Category	IEPR Status	Load Amount (MVA)	Initial Service Request Date	Current Expected In-Service Date	Status	Actual In-Service Date	Actual Load Amount
WHITMORE 1101	2529827	Commercial	Business	N/A	CC	N/A	2023	Monitor Load	N/A	N/A
LOGAN CREEK 2102	2529861	Agriculture	Agriculture	N/A	CC	12/12/2022	2023	Monitor Load	N/A	N/A
LOGAN CREEK 2102	2529724	Agriculture	Agriculture	N/A	CC	11/8/2022	2023	Service Requested	N/A	N/A
LOGAN CREEK 2102	2529628	Agriculture	Agriculture	N/A	CC	10/11/2022	2023	Service Requested	N/A	N/A
LOGAN CREEK 2102	2529629	Agriculture	Agriculture	N/A	CC	10/11/2022	2023	Service Requested	N/A	N/A
LOGAN CREEK 2102	2529631	Agriculture	Agriculture	N/A	CC	10/25/2022	2023	Monitor Load	N/A	N/A
LOGAN CREEK 2102	2529361	Agriculture	Agriculture	N/A	CC	9/13/2022	2023	Monitor Load	N/A	N/A
LOGAN CREEK 2102	2222370	Agriculture	Agriculture	N/A	CC	2/1/2022	2023	Monitor Load	N/A	N/A
LOGAN CREEK 2102	2222371	Agriculture	Agriculture	N/A	CC	11/24/2021	2023	Monitor Load	N/A	N/A
LOGAN CREEK 2102	2222372	Agriculture	Agriculture	N/A	CC	10/14/2021	2023	Monitor Load	N/A	N/A
LOGAN CREEK 2102	2222373	Agriculture	Agriculture	N/A	CC	9/10/2021	2023	Monitor Load	N/A	N/A
LOGAN CREEK 2102	2222374	Agriculture	Agriculture	N/A	CC	9/10/2021	2023	Monitor Load	N/A	N/A
LOGAN CREEK 2102	2222971	Agriculture	Agriculture	N/A	CC	5/10/2022	2023	Monitor Load	N/A	N/A
LOGAN CREEK 2101	2222377	Agriculture	Agriculture	N/A	CC	10/6/2021	2023	Monitor Load	N/A	N/A
LOGAN CREEK 2101	2222378	Agriculture	Agriculture	N/A	CC	7/16/2021	2023	Monitor Load	N/A	N/A
LOGAN CREEK 2101	2223116	Transportation	MD/HD EV	N/A	CC	5/27/2021	2025	Service Requested	N/A	N/A
LOGAN CREEK 2101	2223960	Agriculture	Agriculture	N/A	CC	1/20/2022	2023	Monitor Load	N/A	N/A
LOGAN CREEK 2101	2529632	Agriculture	Agriculture	N/A	CC	11/8/2022	2023	Service Requested	N/A	N/A
BAY MEADOWS 1105	2223320	Transportation	MD/HD EV	N/A	CC	8/15/2022	2023	Monitor Load	N/A	N/A
BAY MEADOWS 1105	2222776	Transportation	LD EV	N/A	CC	5/11/2022	2023	Monitor Load	N/A	N/A
BAY MEADOWS 1105	2053623	Transportation	MD/HD EV	N/A	CC	7/8/2021	2023	Monitor Load	N/A	N/A
BAY MEADOWS 1107	2053955	Transportation	MD/HD EV	N/A	CC	9/1/2021	2023	Monitor Load	N/A	N/A
BAY MEADOWS 1107	1676422	Transportation	MD/HD EV	N/A	CC	9/29/2020	2023	Monitor Load	N/A	N/A
BAY MEADOWS 1107	1676462	Commercial	Business	N/A	CC	3/29/2018	2023	Monitor Load	N/A	N/A
BAY MEADOWS 1107	2052768	Transportation	MD/HD EV	N/A	CC	3/11/2021	2023	Service Requested	N/A	N/A
BAY MEADOWS 1106	2222389	Transportation	MD/HD EV	N/A	CC	3/2/2022	2023	Monitor Load	N/A	N/A
BAY MEADOWS 1102	2053502	Transportation	MD/HD EV	N/A	CC	7/2/2021	2023	Service Requested	N/A	N/A
BAY MEADOWS 1103	2053566	Commercial	Business	N/A	CC	4/20/2021	2023	Service Requested	N/A	N/A
BAY MEADOWS 1103	2054208	Transportation	MD/HD EV	N/A	CC	10/14/2021	2023	Service Requested	N/A	N/A
BAY MEADOWS 1104	2221707	Residential	Home Construction	N/A	CC	N/A	2023	Monitor Load	N/A	N/A
BAY MEADOWS 1104	2221889	Transportation	MD/HD EV	N/A	CC	7/1/2021	2023	Monitor Load	N/A	N/A
BAY MEADOWS 1104	1676410	Commercial	Business	N/A	CC	6/26/2018	2023	Service Requested	N/A	N/A
BAY MEADOWS 1104	1999729	Residential	Home Construction	N/A	CC	9/28/2020	2023	Service Requested	N/A	N/A
BAY MEADOWS 1104	2223432	Transportation	MD/HD EV	N/A	CC	4/13/2022	2023	Monitor Load	N/A	N/A
BAY MEADOWS 1104	2223748	Commercial	Business	N/A	CC	N/A	2023	Monitor Load	N/A	N/A
BAY MEADOWS 1104	2223793	Commercial	Business	N/A	CC	8/11/2022	2023	Service Requested	N/A	N/A
BAY MEADOWS 1104	2223927	Commercial	Business	N/A	CC	7/25/2022	2023	Service Requested	N/A	N/A
BELMONT 1104	2222697	Commercial	Business	N/A	CC	4/6/2022	2024	Service Requested	N/A	N/A
BELMONT 1104	2222066	Commercial	Business	N/A	CC	N/A	2023	Monitor Load	N/A	N/A
BELMONT 1103	2221695	Commercial	Business	N/A	CC	11/3/2021	2023	Service Requested	N/A	N/A

PG&E 2023 Distribution Deferral Opportunity Report (DDOR)

Appendix G: Known Load Project Tracking Data

Version Date: 8/15/2023

Public

Circuit	Unique Identifier	Type	Category	IEPR Status	Load Amount (MVA)	Initial Service Request Date	Current Expected In-Service Date	Status	Actual In-Service Date	Actual Load Amount
BELMONT 1103	2221696	Commercial	Business	N/A	CC	8/11/2021	2023	Service Requested	N/A	N/A
BELMONT 1103	2222658	Commercial	Business	N/A	CC	4/27/2022	2024	Service Requested	N/A	N/A
BELMONT 1103	2223322	Transportation	MD/HD EV	N/A	CC	4/12/2022	2023	Monitor Load	N/A	N/A
BELMONT 1103	2529481	Commercial	Business	N/A	CC	4/27/2022	2025	Service Requested	N/A	N/A
BELMONT 1102	2222320	Transportation	MD/HD EV	N/A	CC	8/1/2019	2024	Monitor Load	N/A	N/A
BELMONT 1102	2221813	Commercial	Business	N/A	CC	5/11/2021	2023	Service Requested	N/A	N/A
BELMONT 1106	2222173	Commercial	Business	N/A	CC	12/3/2020	2025	Service Requested	N/A	N/A
BELMONT 1106	2222647	Commercial	Business	N/A	CC	N/A	2023	Monitor Load	N/A	N/A
BELMONT 1106	2222648	Commercial	Business	N/A	CC	N/A	2024	Monitor Load	N/A	N/A
BELMONT 1106	2529425	Commercial	Business	N/A	CC	9/15/2022	2023	Service Requested	N/A	N/A
BELMONT 1106	2223847	Commercial	Business	N/A	CC	8/9/2022	2024	Service Requested	N/A	N/A
BELMONT 1110	2529477	Transportation	MD/HD EV	N/A	CC	5/27/2022	2023	Service Requested	N/A	N/A
BELMONT 1110	2222743	Transportation	MD/HD EV	N/A	CC	5/27/2022	2023	Service Requested	N/A	N/A
BELMONT 1110	2221704	Residential	Home Construction	N/A	CC	N/A	2023	Monitor Load	N/A	N/A
BELMONT 1110	2221697	Residential	Home Construction	N/A	CC	3/25/2019	2023	Monitor Load	N/A	N/A
BELMONT 1110	2053553	Commercial	Business	N/A	CC	N/A	2023	Monitor Load	N/A	N/A
BELMONT 1110	2053554	Commercial	Business	N/A	CC	12/15/2020	2023	Service Requested	N/A	N/A
BELMONT 1110	2053036	Transportation	MD/HD EV	N/A	CC	4/13/2021	2023	Service Requested	N/A	N/A
BELMONT 1109	2221822	Transportation	MD/HD EV	N/A	CC	2/18/2021	2023	Monitor Load	N/A	N/A
BELMONT 1109	2221871	Commercial	Business	N/A	CC	2/18/2021	2023	Monitor Load	N/A	N/A
BELMONT 1108	2221869	Commercial	Business	N/A	CC	11/12/2021	2023	Monitor Load	N/A	N/A
BELMONT 1108	2221870	Commercial	Business	N/A	CC	11/12/2021	2023	Monitor Load	N/A	N/A
BELMONT 1107	1672094	Transportation	MD/HD EV	N/A	CC	N/A	2023	Monitor Load	N/A	N/A
BELMONT 1107	2222649	Commercial	Business	N/A	CC	1/14/2022	2024	Service Requested	N/A	N/A
BURLINGAME 0403	2223757	Transportation	LD EV	N/A	CC	4/27/2022	2023	Service Requested	N/A	N/A
RALSTON 1101	2223174	Transportation	MD/HD EV	N/A	CC	1/13/2022	2023	Service Requested	N/A	N/A
RALSTON 1101	2224058	Transportation	MD/HD EV	N/A	CC	N/A	2023	Monitor Load	N/A	N/A
RALSTON 1101	2222093	Transportation	MD/HD EV	N/A	CC	1/13/2022	2023	Service Requested	N/A	N/A
BAY MEADOWS 2103	2054356	Industrial	Facilities	N/A	CC	9/13/2021	2023	Monitor Load	N/A	N/A
BAY MEADOWS 2103	2461919	Transportation	MD/HD EV	N/A	CC	N/A	2024	Monitor Load	N/A	N/A
BAY MEADOWS 2101	2054371	Transportation	MD/HD EV	N/A	CC	2/10/2021	2023	Service Requested	N/A	N/A
BAY MEADOWS 2101	2052481	Transportation	MD/HD EV	N/A	CC	1/8/2021	2023	Monitor Load	N/A	N/A
BAY MEADOWS 2105	2223600	Commercial	Business	N/A	CC	5/9/2022	2023	Service Requested	N/A	N/A
BAY MEADOWS 2105	2222336	Commercial	Business	N/A	CC	8/2/2021	2023	Service Requested	N/A	N/A
BAY MEADOWS 2105	2222698	Transportation	MD/HD EV	N/A	CC	5/5/2022	2023	Monitor Load	N/A	N/A
BAY MEADOWS 2104	2223532	Transportation	MD/HD EV	N/A	CC	9/14/2022	2023	Monitor Load	N/A	N/A
BAY MEADOWS 2104	2529638	Industrial	Facilities	N/A	CC	N/A	2023	Monitor Load	N/A	N/A
BAY MEADOWS 2104	1676418	Commercial	Business	N/A	CC	N/A	2023	Monitor Load	N/A	N/A
BAY MEADOWS 2104	1676419	Commercial	Business	N/A	CC	N/A	2023	Monitor Load	N/A	N/A
BAY MEADOWS 2104	1676420	Commercial	Business	N/A	CC	N/A	2023	Monitor Load	N/A	N/A

PG&E 2023 Distribution Deferral Opportunity Report (DDOR)

Appendix G: Known Load Project Tracking Data

Version Date: 8/15/2023

Public

Circuit	Unique Identifier	Type	Category	IEPR Status	Load Amount (MVA)	Initial Service Request Date	Current Expected In-Service Date	Status	Actual In-Service Date	Actual Load Amount
BAY MEADOWS 2104	1676390	Commercial	Business	N/A	CC	6/18/2020	2023	Monitor Load	N/A	N/A
SAN MATEO 2102	2221700	Commercial	Business	N/A	CC	N/A	2023	Monitor Load	N/A	N/A
SAN MATEO 2102	2222030	Commercial	Business	N/A	CC	7/20/2021	2024	Service Requested	N/A	N/A
SAN MATEO 2102	2053449	Transportation	MD/HD EV	N/A	CC	6/11/2021	2023	Monitor Load	N/A	N/A
SAN MATEO 2102	2223788	Commercial	Business	N/A	CC	N/A	2023	Monitor Load	N/A	N/A
SAN MATEO 2102	2222851	Commercial	Business	N/A	CC	N/A	2023	Monitor Load	N/A	N/A
SAN MATEO 2102	2222852	Commercial	Business	N/A	CC	N/A	2025	Monitor Load	N/A	N/A
SAN MATEO 2102	2222853	Commercial	Business	N/A	CC	N/A	2023	Monitor Load	N/A	N/A
SAN MATEO 2102	2222854	Commercial	Business	N/A	CC	N/A	2024	Monitor Load	N/A	N/A
SAN MATEO 2102	2222855	Commercial	Business	N/A	CC	N/A	2025	Monitor Load	N/A	N/A
SAN MATEO 2102	2222856	Commercial	Business	N/A	CC	N/A	2024	Monitor Load	N/A	N/A
SAN MATEO 2102	2222857	Commercial	Business	N/A	CC	N/A	2025	Monitor Load	N/A	N/A
SAN MATEO 2102	2222858	Commercial	Business	N/A	CC	N/A	2023	Monitor Load	N/A	N/A
SAN MATEO 2102	2222859	Commercial	Business	N/A	CC	N/A	2024	Monitor Load	N/A	N/A
SAN MATEO 2102	2222860	Commercial	Business	N/A	CC	N/A	2025	Monitor Load	N/A	N/A
SAN MATEO 2102	2222861	Commercial	Business	N/A	CC	N/A	2026	Monitor Load	N/A	N/A
SAN MATEO 2102	2222660	Transportation	MD/HD EV	N/A	CC	11/22/2021	2024	Service Requested	N/A	N/A
SAN MATEO 2101	2221701	Commercial	Business	N/A	CC	9/13/2021	2023	Monitor Load	N/A	N/A
SAN MATEO 2101	2054351	Commercial	Business	N/A	CC	10/31/2021	2023	Service Requested	N/A	N/A
SAN MATEO 2101	1672567	Industrial	Facilities	N/A	CC	N/A	2023	Monitor Load	N/A	N/A
BELMONT 0406	2223789	Residential	Home Construction	N/A	CC	N/A	2023	Monitor Load	N/A	N/A
HILLSDALE 0405	2222065	Commercial	Business	N/A	CC	8/11/2021	2023	Monitor Load	N/A	N/A
SAN MATEO 0407	2221705	Commercial	Business	N/A	CC	N/A	2023	Monitor Load	N/A	N/A
SAN MATEO 0404	2221694	Commercial	Business	N/A	CC	8/11/2021	2023	Monitor Load	N/A	N/A
EAST GRAND 1112	2221896	Commercial	Business	N/A	CC	10/28/2021	2025	Service Requested	N/A	N/A
EAST GRAND 1112	1672364	Commercial	Business	N/A	CC	2/3/2020	2024	Monitor Load	N/A	N/A
EAST GRAND 1112	1207772	Industrial	Facilities	N/A	CC	11/14/2018	2024	Monitor Load	N/A	N/A
EAST GRAND 1104	2222675	Commercial	Business	N/A	CC	12/2/2021	2024	Service Requested	N/A	N/A
EAST GRAND 1104	2222676	Commercial	Business	N/A	CC	12/2/2021	2026	Service Requested	N/A	N/A
EAST GRAND 1104	2222696	Commercial	Business	N/A	CC	12/2/2021	2025	Service Requested	N/A	N/A
EAST GRAND 1102	2222643	Commercial	Business	N/A	CC	N/A	2026	Monitor Load	N/A	N/A
EAST GRAND 1102	2222355	Commercial	Business	N/A	CC	3/16/2022	2025	Service Requested	N/A	N/A
EAST GRAND 1102	1676437	Transportation	MD/HD EV	N/A	CC	N/A	2023	Monitor Load	N/A	N/A
EAST GRAND 1102	2222181	Commercial	Business	N/A	CC	N/A	2023	Monitor Load	N/A	N/A
EAST GRAND 1109	2222241	Commercial	Business	N/A	CC	9/23/2021	2023	Service Requested	N/A	N/A
EAST GRAND 1109	2054401	Commercial	Business	N/A	CC	N/A	2025	Monitor Load	N/A	N/A
EAST GRAND 1109	2054402	Commercial	Business	N/A	CC	N/A	2026	Monitor Load	N/A	N/A
EAST GRAND 1109	2054005	Commercial	Business	N/A	CC	N/A	2023	Monitor Load	N/A	N/A
EAST GRAND 1109	2054006	Industrial	Facilities	N/A	CC	N/A	2024	Monitor Load	N/A	N/A
EAST GRAND 1109	1676441	Commercial	Business	N/A	CC	N/A	2024	Monitor Load	N/A	N/A

PG&E 2023 Distribution Deferral Opportunity Report (DDOR)

Appendix G: Known Load Project Tracking Data

Version Date: 8/15/2023

Public

Circuit	Unique Identifier	Type	Category	IEPR Status	Load Amount (MVA)	Initial Service Request Date	Current Expected In-Service Date	Status	Actual In-Service Date	Actual Load Amount
EAST GRAND 1109	1676442	Commercial	Business	N/A	CC	N/A	2025	Monitor Load	N/A	N/A
EAST GRAND 1109	1676451	Commercial	Business	N/A	CC	N/A	2023	Monitor Load	N/A	N/A
EAST GRAND 1109	2052721	Commercial	Business	N/A	CC	12/4/2020	2023	Monitor Load	N/A	N/A
EAST GRAND 1109	2222692	Commercial	Business	N/A	CC	N/A	2023	Monitor Load	N/A	N/A
EAST GRAND 1109	2222721	Commercial	Business	N/A	CC	N/A	2023	Monitor Load	N/A	N/A
EAST GRAND 1109	2223514	Transportation	MD/HD EV	N/A	CC	N/A	2023	Monitor Load	N/A	N/A
EAST GRAND 1109	2529486	Commercial	Business	N/A	CC	N/A	2023	Monitor Load	N/A	N/A
EAST GRAND 1111	2222457	Commercial	Business	N/A	CC	N/A	2023	Monitor Load	N/A	N/A
EAST GRAND 1111	2222651	Commercial	Business	N/A	CC	N/A	2023	Monitor Load	N/A	N/A
EAST GRAND 1111	1676459	Commercial	Business	N/A	CC	N/A	2023	Monitor Load	N/A	N/A
EAST GRAND 1111	1676460	Commercial	Business	N/A	CC	1/10/2020	2023	Monitor Load	N/A	N/A
EAST GRAND 1111	1672238	Commercial	Business	N/A	CC	N/A	2023	Monitor Load	N/A	N/A
EAST GRAND 1111	1672239	Commercial	Business	N/A	CC	N/A	2023	Monitor Load	N/A	N/A
EAST GRAND 1108	2053057	Transportation	MD/HD EV	N/A	CC	4/12/2021	2023	Monitor Load	N/A	N/A
EAST GRAND 1108	2053245	Transportation	MD/HD EV	N/A	CC	5/10/2021	2023	Monitor Load	N/A	N/A
EAST GRAND 1108	2223505	Transportation	MD/HD EV	N/A	CC	9/12/2022	2023	Monitor Load	N/A	N/A
EAST GRAND 1108	2224013	Transportation	MD/HD EV	N/A	CC	N/A	2023	Monitor Load	N/A	N/A
EAST GRAND 1108	2224014	Transportation	MD/HD EV	N/A	CC	N/A	2025	Monitor Load	N/A	N/A
EAST GRAND 1108	2529816	Commercial	Business	N/A	CC	N/A	2025	Monitor Load	N/A	N/A
EAST GRAND 1107	2529611	Commercial	Business	N/A	CC	9/22/2022	2023	Service Requested	N/A	N/A
EAST GRAND 1107	2222661	Energy Storage	Retail	N/A	CC	N/A	2023	Monitor Load	N/A	N/A
EAST GRAND 1107	2053845	Transportation	MD/HD EV	N/A	CC	N/A	2024	Monitor Load	N/A	N/A
EAST GRAND 1107	2054375	Transportation	MD/HD EV	N/A	CC	6/4/2021	2023	Service Requested	N/A	N/A
EAST GRAND 1106	2221893	Transportation	MD/HD EV	N/A	CC	12/28/2021	2023	Service Requested	N/A	N/A
EAST GRAND 1106	1672093	Transportation	MD/HD EV	N/A	CC	N/A	2024	Monitor Load	N/A	N/A
EAST GRAND 1106	1672136	Transportation	MD/HD EV	N/A	CC	3/12/2019	2023	Monitor Load	N/A	N/A
EAST GRAND 1106	2222450	Commercial	Business	N/A	CC	4/1/2022	2023	Monitor Load	N/A	N/A
EAST GRAND 1106	2223303	Transportation	MD/HD EV	N/A	CC	4/1/2022	2023	Service Requested	N/A	N/A
EAST GRAND 1105	2223121	Commercial	Business	N/A	CC	N/A	2026	Monitor Load	N/A	N/A
EAST GRAND 1105	2223047	Commercial	Business	N/A	CC	N/A	2024	Monitor Load	N/A	N/A
EAST GRAND 1105	2223855	Commercial	Business	N/A	CC	4/25/2022	2024	Service Requested	N/A	N/A
EAST GRAND 1105	2223825	Residential	Home Construction	N/A	CC	N/A	2024	Monitor Load	N/A	N/A
EAST GRAND 1105	1676434	Residential	Home Construction	N/A	CC	N/A	2023	Monitor Load	N/A	N/A
EAST GRAND 1113	1676435	Commercial	Business	N/A	CC	7/16/2018	2023	Service Requested	N/A	N/A
EAST GRAND 1113	1207773	Industrial	Facilities	N/A	CC	11/14/2018	2023	Service Requested	N/A	N/A
EAST GRAND 1113	823918	Industrial	Facilities	N/A	CC	7/16/2018	2023	Service Requested	N/A	N/A
EAST GRAND 1113	2053722	Commercial	Business	N/A	CC	N/A	2024	Monitor Load	N/A	N/A
EAST GRAND 1113	2223856	Commercial	Business	N/A	CC	N/A	2023	Monitor Load	N/A	N/A
EAST GRAND 1113	2529851	Transportation	MD/HD EV	N/A	CC	7/20/2022	2023	Service Requested	N/A	N/A
EAST GRAND 1101	2222778	Transportation	MD/HD EV	N/A	CC	4/25/2022	2024	Monitor Load	N/A	N/A

PG&E 2023 Distribution Deferral Opportunity Report (DDOR)

Appendix G: Known Load Project Tracking Data

Version Date: 8/15/2023

Public

Circuit	Unique Identifier	Type	Category	IEPR Status	Load Amount (MVA)	Initial Service Request Date	Current Expected In-Service Date	Status	Actual In-Service Date	Actual Load Amount
EAST GRAND 1101	2223506	Transportation	MD/HD EV	N/A	CC	8/3/2022	2023	Service Requested	N/A	N/A
EAST GRAND 1101	2053957	Transportation	MD/HD EV	N/A	CC	8/4/2021	2023	Service Requested	N/A	N/A
EAST GRAND 1101	2221958	Commercial	Business	N/A	CC	N/A	2023	Monitor Load	N/A	N/A
EAST GRAND 1101	2221962	Transportation	MD/HD EV	N/A	CC	11/10/2021	2023	Service Requested	N/A	N/A
EAST GRAND 1101	2221728	Commercial	Business	N/A	CC	N/A	2023	Monitor Load	N/A	N/A
EAST GRAND 1101	1676481	Commercial	Business	N/A	CC	9/28/2020	2023	Monitor Load	N/A	N/A
EAST GRAND 1101	2052741	Residential	Home Construction	N/A	CC	N/A	2023	Monitor Load	N/A	N/A
EAST GRAND 1110	2222080	Commercial	Business	N/A	CC	N/A	2026	Monitor Load	N/A	N/A
EAST GRAND 1110	2222107	Commercial	Business	N/A	CC	N/A	2024	Monitor Load	N/A	N/A
EAST GRAND 1110	2222108	Commercial	Business	N/A	CC	3/26/2021	2025	Service Requested	N/A	N/A
EAST GRAND 1110	2053522	Commercial	Business	N/A	CC	N/A	2023	Monitor Load	N/A	N/A
EAST GRAND 1110	2053299	Commercial	Business	N/A	CC	N/A	2023	Monitor Load	N/A	N/A
EAST GRAND 1110	2053300	Commercial	Business	N/A	CC	N/A	2025	Monitor Load	N/A	N/A
EAST GRAND 1110	2053301	Commercial	Business	N/A	CC	N/A	2026	Monitor Load	N/A	N/A
EAST GRAND 1110	2529612	Residential	Home Construction	N/A	CC	N/A	2025	Monitor Load	N/A	N/A
MILLBRAE 1102	2222455	Commercial	Business	N/A	CC	N/A	2024	Monitor Load	N/A	N/A
MILLBRAE 1102	2222324	Transportation	MD/HD EV	N/A	CC	12/8/2020	2024	Monitor Load	N/A	N/A
MILLBRAE 1102	2221641	Commercial	Business	N/A	CC	7/26/2021	2023	Service Requested	N/A	N/A
MILLBRAE 1102	2221642	Residential	Home Construction	N/A	CC	N/A	2023	Monitor Load	N/A	N/A
MILLBRAE 1102	2054409	Commercial	Business	N/A	CC	N/A	2023	Monitor Load	N/A	N/A
MILLBRAE 1102	1999709	Transportation	MD/HD EV	N/A	CC	N/A	2024	Monitor Load	N/A	N/A
MILLBRAE 1102	1672276	Transportation	MD/HD EV	N/A	CC	3/25/2020	2023	Monitor Load	N/A	N/A
MILLBRAE 1106	2223167	Commercial	Business	N/A	CC	6/6/2022	2025	Service Requested	N/A	N/A
MILLBRAE 1106	2223168	Commercial	Business	N/A	CC	6/17/2022	2026	Service Requested	N/A	N/A
MILLBRAE 1106	2529543	Energy Storage	Retail	N/A	CC	12/8/2022	2023	Monitor Load	N/A	N/A
MILLBRAE 1101	2224015	Commercial	Business	N/A	CC	N/A	2026	Monitor Load	N/A	N/A
MILLBRAE 1101	2223241	Commercial	Business	N/A	CC	N/A	2024	Monitor Load	N/A	N/A
MILLBRAE 1101	2222487	Commercial	Business	N/A	CC	N/A	2025	Monitor Load	N/A	N/A
MILLBRAE 1101	2222587	Industrial	Facilities	N/A	CC	N/A	2023	Monitor Load	N/A	N/A
MILLBRAE 1101	2223042	Commercial	Business	N/A	CC	9/16/2021	2024	Service Requested	N/A	N/A
MILLBRAE 1101	1092974	Residential	Home Construction	N/A	CC	10/19/2018	2023	Monitor Load	N/A	N/A
MILLBRAE 1101	1676484	Commercial	Business	N/A	CC	N/A	2023	Monitor Load	N/A	N/A
MILLBRAE 1101	1676432	Commercial	Business	N/A	CC	N/A	2023	Monitor Load	N/A	N/A
MILLBRAE 1101	2054202	Commercial	Business	N/A	CC	N/A	2023	Monitor Load	N/A	N/A
MILLBRAE 1101	2054122	Commercial	Business	N/A	CC	9/15/2021	2025	Service Requested	N/A	N/A
MILLBRAE 1107	2053663	Residential	Home Construction	N/A	CC	N/A	2024	Monitor Load	N/A	N/A
MILLBRAE 1107	2223399	Transportation	MD/HD EV	N/A	CC	9/2/2022	2023	Monitor Load	N/A	N/A
MILLBRAE 1104	2051921	Transportation	MD/HD EV	N/A	CC	12/8/2020	2023	Service Requested	N/A	N/A
MILLBRAE 1108	2051931	Transportation	MD/HD EV	N/A	CC	12/16/2020	2023	Service Requested	N/A	N/A
MILLBRAE 1108	2052677	Commercial	Business	N/A	CC	11/13/2020	2024	Service Requested	N/A	N/A

PG&E 2023 Distribution Deferral Opportunity Report (DDOR)

Appendix G: Known Load Project Tracking Data

Version Date: 8/15/2023

Public

Circuit	Unique Identifier	Type	Category	IEPR Status	Load Amount (MVA)	Initial Service Request Date	Current Expected In-Service Date	Status	Actual In-Service Date	Actual Load Amount
MILLBRAE 1108	2052679	Commercial	Business	N/A	CC	N/A	2024	Monitor Load	N/A	N/A
MILLBRAE 1108	1672160	Commercial	Business	N/A	CC	N/A	2035	Monitor Load	N/A	N/A
MILLBRAE 1108	2053570	Transportation	MD/HD EV	N/A	CC	3/19/2021	2023	Service Requested	N/A	N/A
MILLBRAE 1108	2223003	Transportation	MD/HD EV	N/A	CC	7/5/2022	2023	Monitor Load	N/A	N/A
MILLBRAE 1108	2292508	Commercial	Business	N/A	CC	N/A	2025	Monitor Load	N/A	N/A
MILLBRAE 1108	2529610	Transportation	LD EV	N/A	CC	12/13/2022	2023	Service Requested	N/A	N/A
EAST GRAND 0401	2052786	Residential	Home Construction	N/A	CC	N/A	2023	Monitor Load	N/A	N/A
SAN BRUNO 0402	2529811	Residential	Home Construction	N/A	CC	12/22/2022	2024	Service Requested	N/A	N/A
SAN BRUNO 0401	2222741	Commercial	Business	N/A	CC	5/9/2022	2023	Service Requested	N/A	N/A
DALY CITY 1111	2222998	Transportation	MD/HD EV	N/A	CC	6/29/2022	2023	Monitor Load	N/A	N/A
DALY CITY 1111	2223912	Commercial	Business	N/A	CC	N/A	2024	Monitor Load	N/A	N/A
DALY CITY 1111	1672254	Transportation	MD/HD EV	N/A	CC	3/26/2020	2023	Monitor Load	N/A	N/A
DALY CITY 1111	1207283	Commercial	Business	N/A	CC	N/A	2023	Monitor Load	N/A	N/A
DALY CITY 1106	2054201	Industrial	Facilities	N/A	CC	N/A	2024	Monitor Load	N/A	N/A
DALY CITY 1104	1676430	Residential	Home Construction	N/A	CC	N/A	2023	Monitor Load	N/A	N/A
DALY CITY 1104	2222983	Transportation	MD/HD EV	N/A	CC	7/1/2022	2023	Monitor Load	N/A	N/A
DALY CITY 1103	2222318	Commercial	Business	N/A	CC	3/28/2022	2023	Service Requested	N/A	N/A
DALY CITY 1112	2223656	Transportation	LD EV	N/A	CC	N/A	2024	Monitor Load	N/A	N/A
DALY CITY 1112	2223852	Commercial	Business	N/A	CC	7/20/2022	2024	Service Requested	N/A	N/A
DALY CITY 1112	2223943	Residential	Home Construction	N/A	CC	8/3/2022	2024	Service Requested	N/A	N/A
DALY CITY 1112	2051932	Transportation	MD/HD EV	N/A	CC	12/18/2020	2023	Monitor Load	N/A	N/A
DALY CITY 1101	2053678	Commercial	Business	N/A	CC	N/A	2023	Monitor Load	N/A	N/A
DALY CITY 1107	2223274	Transportation	MD/HD EV	N/A	CC	7/11/2022	2023	Monitor Load	N/A	N/A
DALY CITY 1108	2223529	Transportation	MD/HD EV	N/A	CC	9/27/2022	2023	Service Requested	N/A	N/A
DALY CITY 1108	2222929	Transportation	MD/HD EV	N/A	CC	N/A	2023	Monitor Load	N/A	N/A
DALY CITY 1109	2222748	Residential	Home Construction	N/A	CC	N/A	2023	Monitor Load	N/A	N/A
DALY CITY 1109	2222749	Residential	Home Construction	N/A	CC	N/A	2025	Monitor Load	N/A	N/A
DALY CITY 1109	2222750	Transportation	MD/HD EV	N/A	CC	10/26/2017	2023	Monitor Load	N/A	N/A
DALY CITY 1109	2529444	Transportation	MD/HD EV	N/A	CC	10/26/2017	2025	Monitor Load	N/A	N/A
DALY CITY 1109	2051919	Transportation	MD/HD EV	N/A	CC	12/8/2020	2023	Monitor Load	N/A	N/A
DALY CITY 1102	2052738	Transportation	MD/HD EV	N/A	CC	N/A	2023	Monitor Load	N/A	N/A
DALY CITY 1102	2223247	Transportation	MD/HD EV	N/A	CC	8/8/2022	2023	Monitor Load	N/A	N/A
DALY CITY 1110	2222769	Transportation	MD/HD EV	N/A	CC	5/20/2022	2023	Monitor Load	N/A	N/A
DALY CITY 1110	2051930	Transportation	MD/HD EV	N/A	CC	12/16/2020	2023	Service Requested	N/A	N/A
DALY CITY 1110	2053846	Transportation	MD/HD EV	N/A	CC	9/10/2021	2023	Service Requested	N/A	N/A
PACIFICA 1102	1207841	Transportation	MD/HD EV	N/A	CC	8/9/2019	2023	Service Requested	N/A	N/A
PACIFICA 1102	2223054	Transportation	MD/HD EV	N/A	CC	4/1/2022	2023	Service Requested	N/A	N/A
PACIFICA 1102	2223747	Commercial	Business	N/A	CC	6/13/2022	2023	Service Requested	N/A	N/A
PACIFICA 1104	2052473	Transportation	MD/HD EV	N/A	CC	1/4/2021	2023	Service Requested	N/A	N/A
SERRAMONTE 1104	2222612	Transportation	MD/HD EV	N/A	CC	11/11/2021	2023	Monitor Load	N/A	N/A

PG&E 2023 Distribution Deferral Opportunity Report (DDOR)

Appendix G: Known Load Project Tracking Data

Version Date: 8/15/2023

Public

Circuit	Unique Identifier	Type	Category	IEPR Status	Load Amount (MVA)	Initial Service Request Date	Current Expected In-Service Date	Status	Actual In-Service Date	Actual Load Amount
SERRAMONTE 1103	1676425	Commercial	Business	N/A	CC	N/A	2023	Monitor Load	N/A	N/A
SERRAMONTE 1103	2221537	Transportation	MD/HD EV	N/A	CC	11/11/2021	2023	Monitor Load	N/A	N/A
SNEATH LANE 1106	2221683	Transportation	MD/HD EV	N/A	CC	11/29/2021	2023	Service Requested	N/A	N/A
SNEATH LANE 1106	2222893	Commercial	Business	N/A	CC	N/A	2023	Monitor Load	N/A	N/A
SNEATH LANE 1106	2222978	Transportation	MD/HD EV	N/A	CC	6/28/2022	2023	Monitor Load	N/A	N/A
MARTIN (SF H) 1103	2222828	Commercial	Business	N/A	CC	12/9/2021	2023	Service Requested	N/A	N/A
MARTIN (SF H) 1103	2222816	Commercial	Business	N/A	CC	7/20/2020	2024	Monitor Load	N/A	N/A
MARTIN (SF H) 1103	2222817	Commercial	Business	N/A	CC	8/8/2020	2024	Service Requested	N/A	N/A
MARTIN (SF H) 1103	2222818	Commercial	Business	N/A	CC	8/8/2020	2025	Service Requested	N/A	N/A
MARTIN (SF H) 1103	2222245	Commercial	Business	N/A	CC	7/20/2020	2023	Monitor Load	N/A	N/A
MARTIN (SF H) 1103	2222240	Commercial	Business	N/A	CC	8/8/2020	2023	Service Requested	N/A	N/A
MARTIN (SF H) 1103	2051832	Commercial	Business	N/A	CC	11/10/2017	2025	Monitor Load	N/A	N/A
MARTIN (SF H) 1110	2053047	Residential	Home Construction	N/A	CC	11/23/2020	2024	Service Requested	N/A	N/A
MARTIN (SF H) 1110	2222688	Commercial	Business	N/A	CC	2/24/2022	2024	Monitor Load	N/A	N/A
MARTIN (SF H) 1110	2223853	Commercial	Business	N/A	CC	5/10/2022	2024	Service Requested	N/A	N/A
MARTIN (SF H) 1108	2222746	Residential	Home Construction	N/A	CC	N/A	2024	Monitor Load	N/A	N/A
MARTIN (SF H) 1108	2221748	Residential	Home Construction	N/A	CC	N/A	2025	Monitor Load	N/A	N/A
MARTIN (SF H) 1108	2054404	Commercial	Business	N/A	CC	N/A	2023	Monitor Load	N/A	N/A
MARTIN (SF H) 1106	1207604	Residential	Home Construction	N/A	CC	N/A	2023	Monitor Load	N/A	N/A
MARTIN (SF H) 1104	2222931	Transportation	LD EV	N/A	CC	6/16/2022	2023	Monitor Load	N/A	N/A
MARTIN (SF H) 1101	2051831	Industrial	Facilities	N/A	CC	N/A	2024	Monitor Load	N/A	N/A
MARTIN (SF H) 1101	2221863	Industrial	Facilities	N/A	CC	N/A	2025	Monitor Load	N/A	N/A
MARTIN (SF H) 1105	2222242	Industrial	Facilities	N/A	CC	N/A	2023	Monitor Load	N/A	N/A
MARTIN (SF H) 1105	2221749	Residential	Home Construction	N/A	CC	N/A	2023	Monitor Load	N/A	N/A
MARTIN (SF H) 1105	2221750	Residential	Home Construction	N/A	CC	N/A	2023	Monitor Load	N/A	N/A
MARTIN (SF H) 1105	2221751	Residential	Home Construction	N/A	CC	N/A	2024	Monitor Load	N/A	N/A
MARTIN (SF H) 1105	2053605	Residential	Home Construction	N/A	CC	N/A	2023	Monitor Load	N/A	N/A
MARTIN (SF H) 1105	2053060	Industrial	Facilities	N/A	CC	N/A	2023	Monitor Load	N/A	N/A
MARTIN (SF H) 1105	2222760	Residential	Home Construction	N/A	CC	N/A	2024	Monitor Load	N/A	N/A
MARTIN (SF H) 1109	2529771	Residential	Home Construction	N/A	CC	N/A	2025	Monitor Load	N/A	N/A
MARTIN (SF H) 0401	2221718	Residential	Home Construction	N/A	CC	8/10/2017	2023	Service Requested	N/A	N/A
MARTIN (SF H) 0401	2221719	Residential	Home Construction	N/A	CC	8/10/2017	2024	Service Requested	N/A	N/A
MARTIN (SF H) 0401	2221720	Residential	Home Construction	N/A	CC	8/10/2017	2025	Service Requested	N/A	N/A
MARTIN (SF H) 0405	2223662	Industrial	Facilities	N/A	CC	N/A	2023	Monitor Load	N/A	N/A
BELLE HAVEN 1103	2222532	Residential	Home Construction	N/A	CC	12/7/2021	2025	Service Requested	N/A	N/A
BELLE HAVEN 1103	2223796	Industrial	Facilities	N/A	CC	N/A	2025	Monitor Load	N/A	N/A
BELLE HAVEN 1103	2529556	Residential	Home Construction	N/A	CC	3/18/2020	2025	Service Requested	N/A	N/A
BELLE HAVEN 1103	2054426	Residential	Home Construction	N/A	CC	N/A	2025	Monitor Load	N/A	N/A
BELLE HAVEN 1103	2221900	Residential	Home Construction	N/A	CC	9/22/2021	2025	Service Requested	N/A	N/A
BELLE HAVEN 1103	2221901	Residential	Home Construction	N/A	CC	N/A	2026	Monitor Load	N/A	N/A

PG&E 2023 Distribution Deferral Opportunity Report (DDOR)

Appendix G: Known Load Project Tracking Data

Version Date: 8/15/2023

Public

Circuit	Unique Identifier	Type	Category	IEPR Status	Load Amount (MVA)	Initial Service Request Date	Current Expected In-Service Date	Status	Actual In-Service Date	Actual Load Amount
BELLE HAVEN 1103	2221902	Residential	Home Construction	N/A	CC	N/A	2026	Monitor Load	N/A	N/A
BELLE HAVEN 1103	2053330	Residential	Home Construction	N/A	CC	3/18/2020	2023	Service Requested	N/A	N/A
BELLE HAVEN 1103	2053331	Residential	Home Construction	N/A	CC	3/18/2020	2024	Service Requested	N/A	N/A
BELLE HAVEN 1103	2053435	Commercial	Business	N/A	CC	9/24/2020	2024	Service Requested	N/A	N/A
BELLE HAVEN 1103	2053428	Residential	Home Construction	N/A	CC	6/3/2021	2025	Service Requested	N/A	N/A
BELLE HAVEN 1103	2053429	Residential	Home Construction	N/A	CC	6/3/2021	2025	Service Requested	N/A	N/A
BELLE HAVEN 1103	2053387	Commercial	Business	N/A	CC	N/A	2023	Monitor Load	N/A	N/A
BELLE HAVEN 1103	2053388	Commercial	Business	N/A	CC	9/24/2020	2025	Service Requested	N/A	N/A
BELLE HAVEN 1103	2053389	Residential	Home Construction	N/A	CC	N/A	2024	Monitor Load	N/A	N/A
BELLE HAVEN 1103	2053390	Residential	Home Construction	N/A	CC	N/A	2025	Monitor Load	N/A	N/A
BELLE HAVEN 1104	2221952	Commercial	Business	N/A	CC	N/A	2024	Monitor Load	N/A	N/A
BELLE HAVEN 1104	2221876	Commercial	Business	N/A	CC	N/A	2026	Monitor Load	N/A	N/A
BELLE HAVEN 1104	2221877	Commercial	Business	N/A	CC	N/A	2027	Monitor Load	N/A	N/A
BELLE HAVEN 1104	2221878	Commercial	Business	N/A	CC	N/A	2027	Monitor Load	N/A	N/A
BELLE HAVEN 1104	2052873	Commercial	Business	N/A	CC	9/3/2020	2025	Monitor Load	N/A	N/A
BELLE HAVEN 1102	1672403	Commercial	Business	N/A	CC	6/17/2019	2023	Service Requested	N/A	N/A
BELLE HAVEN 1102	2221950	Commercial	Business	N/A	CC	N/A	2024	Monitor Load	N/A	N/A
BELLE HAVEN 1102	2221951	Commercial	Business	N/A	CC	N/A	2024	Monitor Load	N/A	N/A
BELLE HAVEN 1102	2053421	Commercial	Business	N/A	CC	5/19/2021	2023	Service Requested	N/A	N/A
BELLE HAVEN 1102	2053815	Commercial	Business	N/A	CC	6/17/2019	2023	Service Requested	N/A	N/A
BELLE HAVEN 1102	2053797	Commercial	Business	N/A	CC	N/A	2023	Monitor Load	N/A	N/A
BELLE HAVEN 1102	2053798	Commercial	Business	N/A	CC	7/8/2021	2023	Monitor Load	N/A	N/A
BELLE HAVEN 1101	2529423	Commercial	Business	N/A	CC	10/26/2022	2023	Service Requested	N/A	N/A
BELLE HAVEN 1101	2222787	Commercial	Business	N/A	CC	3/8/2022	2024	Service Requested	N/A	N/A
BELLE HAVEN 1106	2223790	Transportation	MD/HD EV	N/A	CC	6/21/2022	2023	Monitor Load	N/A	N/A
BELLE HAVEN 1106	2223854	Transportation	MD/HD EV	N/A	CC	9/14/2021	2023	Service Requested	N/A	N/A
BELLE HAVEN 1106	1676269	Residential	Home Construction	N/A	CC	6/5/2020	2023	Service Requested	N/A	N/A
BELLE HAVEN 1105	2053628	Transportation	MD/HD EV	N/A	CC	7/20/2021	2023	Service Requested	N/A	N/A
BELLE HAVEN 1105	2221930	Transportation	MD/HD EV	N/A	CC	2/10/2021	2023	Service Requested	N/A	N/A
BELLE HAVEN 1105	2223840	Residential	Home Construction	N/A	CC	9/26/2022	2023	Service Requested	N/A	N/A
BELLE HAVEN 1105	2529532	Residential	Home Construction	N/A	CC	9/26/2022	2024	Service Requested	N/A	N/A
BELLE HAVEN 1105	2529533	Residential	Home Construction	N/A	CC	9/26/2022	2025	Service Requested	N/A	N/A
BELLE HAVEN 1105	2223534	Transportation	MD/HD EV	N/A	CC	9/16/2022	2023	Monitor Load	N/A	N/A
GLENWOOD 1102	2053396	Commercial	Business	N/A	CC	N/A	2023	Monitor Load	N/A	N/A
MENLO 1102	2223434	Residential	Home Construction	N/A	CC	7/5/2022	2023	Service Requested	N/A	N/A
MENLO 1104	2223321	Transportation	MD/HD EV	N/A	CC	4/20/2022	2023	Monitor Load	N/A	N/A
REDWOOD CITY 1101	2223428	Commercial	Business	N/A	CC	7/18/2022	2023	Service Requested	N/A	N/A
REDWOOD CITY 1101	2051917	Commercial	Business	N/A	CC	2/11/2020	2024	Service Requested	N/A	N/A
REDWOOD CITY 1101	2052541	Residential	Home Construction	N/A	CC	N/A	2023	Monitor Load	N/A	N/A
REDWOOD CITY 1101	2052542	Residential	Home Construction	N/A	CC	N/A	2023	Monitor Load	N/A	N/A

PG&E 2023 Distribution Deferral Opportunity Report (DDOR)

Appendix G: Known Load Project Tracking Data

Version Date: 8/15/2023

Public

Circuit	Unique Identifier	Type	Category	IEPR Status	Load Amount (MVA)	Initial Service Request Date	Current Expected In-Service Date	Status	Actual In-Service Date	Actual Load Amount
REDWOOD CITY 1101	2052543	Commercial	Business	N/A	CC	N/A	2023	Monitor Load	N/A	N/A
REDWOOD CITY 1101	2052544	Commercial	Business	N/A	CC	2/11/2020	2025	Service Requested	N/A	N/A
REDWOOD CITY 1102	2053228	Transportation	MD/HD EV	N/A	CC	4/19/2021	2023	Monitor Load	N/A	N/A
REDWOOD CITY 1103	2053339	Commercial	Business	N/A	CC	4/22/2020	2023	Service Requested	N/A	N/A
REDWOOD CITY 1103	2053500	Commercial	Business	N/A	CC	4/22/2020	2023	Service Requested	N/A	N/A
BAIR 1105	1672143	Commercial	Business	N/A	CC	11/4/2019	2023	Service Requested	N/A	N/A
BAIR 1105	1672144	Commercial	Business	N/A	CC	N/A	2023	Monitor Load	N/A	N/A
BAIR 1105	1672145	Commercial	Business	N/A	CC	N/A	2024	Monitor Load	N/A	N/A
BAIR 1105	2222699	Commercial	Business	N/A	CC	5/23/2022	2024	Monitor Load	N/A	N/A
BAIR 1105	2529697	Residential	Home Construction	N/A	CC	5/16/2019	2024	Service Requested	N/A	N/A
BAIR 1105	2529698	Residential	Home Construction	N/A	CC	5/16/2019	2025	Service Requested	N/A	N/A
BAIR 1105	2529699	Residential	Home Construction	N/A	CC	5/16/2019	2026	Service Requested	N/A	N/A
REDWOOD CITY 1105	2529536	Commercial	Business	N/A	CC	N/A	2024	Monitor Load	N/A	N/A
REDWOOD CITY 1105	2529537	Commercial	Business	N/A	CC	N/A	2025	Monitor Load	N/A	N/A
REDWOOD CITY 1105	2223779	Commercial	Business	N/A	CC	N/A	2023	Monitor Load	N/A	N/A
REDWOOD CITY 1105	2175	Commercial	Business	N/A	CC	N/A	2023	Monitor Load	N/A	N/A
REDWOOD CITY 1104	2052549	Commercial	Business	N/A	CC	N/A	2023	Monitor Load	N/A	N/A
REDWOOD CITY 1104	2051906	Commercial	Business	N/A	CC	N/A	2023	Monitor Load	N/A	N/A
REDWOOD CITY 1104	2051900	Commercial	Business	N/A	CC	N/A	2023	Monitor Load	N/A	N/A
REDWOOD CITY 1104	2051902	Commercial	Business	N/A	CC	N/A	2023	Monitor Load	N/A	N/A
REDWOOD CITY 1104	2051903	Residential	Home Construction	N/A	CC	N/A	2023	Monitor Load	N/A	N/A
REDWOOD CITY 1104	2053641	Transportation	MD/HD EV	N/A	CC	6/14/2021	2023	Service Requested	N/A	N/A
SAN CARLOS 1102	2222650	Commercial	Business	N/A	CC	7/12/2021	2024	Service Requested	N/A	N/A
SAN CARLOS 1103	1672181	Commercial	Business	N/A	CC	6/27/2019	2023	Service Requested	N/A	N/A
SAN CARLOS 1101	2053325	Commercial	Business	N/A	CC	N/A	2023	Monitor Load	N/A	N/A
SAN CARLOS 1101	2222195	Commercial	Business	N/A	CC	N/A	2023	Monitor Load	N/A	N/A
SAN CARLOS 1101	2222125	Transportation	MD/HD EV	N/A	CC	2/1/2022	2023	Monitor Load	N/A	N/A
SAN CARLOS 1101	2222531	Commercial	Business	N/A	CC	N/A	2025	Monitor Load	N/A	N/A
SAN CARLOS 1101	2529422	Industrial	Facilities	N/A	CC	N/A	2023	Monitor Load	N/A	N/A
WOODSIDE 1102	2223583	Transportation	MD/HD EV	N/A	CC	6/4/2021	2023	Service Requested	N/A	N/A
WOODSIDE 1102	2223768	Transportation	MD/HD EV	N/A	CC	7/19/2021	2023	Service Requested	N/A	N/A
WOODSIDE 1102	2054377	Transportation	MD/HD EV	N/A	CC	6/4/2021	2023	Service Requested	N/A	N/A
WOODSIDE 1102	2053627	Transportation	MD/HD EV	N/A	CC	7/19/2021	2023	Service Requested	N/A	N/A
BELLE HAVEN 0403	2223792	Industrial	Facilities	N/A	CC	N/A	2023	Monitor Load	N/A	N/A
MENLO 0402	2222659	Residential	Home Construction	N/A	CC	N/A	2023	Monitor Load	N/A	N/A
HALF MOON BAY 1102	2222363	Transportation	MD/HD EV	N/A	CC	4/15/2022	2023	Monitor Load	N/A	N/A
HALF MOON BAY 1102	2529554	Transportation	MD/HD EV	N/A	CC	8/26/2022	2023	Service Requested	N/A	N/A
HALF MOON BAY 1102	2221501	Transportation	MD/HD EV	N/A	CC	11/8/2021	2023	Monitor Load	N/A	N/A
HALF MOON BAY 1102	2222057	Transportation	MD/HD EV	N/A	CC	1/13/2022	2023	Monitor Load	N/A	N/A
HALF MOON BAY 1101	2222325	Commercial	Business	N/A	CC	9/24/2021	2024	Service Requested	N/A	N/A

PG&E 2023 Distribution Deferral Opportunity Report (DDOR)

Appendix G: Known Load Project Tracking Data

Version Date: 8/15/2023

Public

Circuit	Unique Identifier	Type	Category	IEPR Status	Load Amount (MVA)	Initial Service Request Date	Current Expected In-Service Date	Status	Actual In-Service Date	Actual Load Amount
HALF MOON BAY 1101	2223433	Transportation	MD/HD EV	N/A	CC	9/2/2022	2023	Service Requested	N/A	N/A
HALF MOON BAY 1103	2223317	Transportation	LD EV	N/A	CC	5/11/2022	2023	Service Requested	N/A	N/A
HALF MOON BAY 1103	2223795	Commercial	Business	N/A	CC	7/21/2022	2023	Service Requested	N/A	N/A
DAVIS 1103	2052716	Commercial	Business	N/A	CC	N/A	2023	Monitor Load	N/A	N/A
DAVIS 1104	2222868	Transportation	MD/HD EV	N/A	CC	11/29/2021	2023	Monitor Load	N/A	N/A
DAVIS 1105	2222980	Transportation	MD/HD EV	N/A	CC	6/21/2022	2023	Monitor Load	N/A	N/A
DAVIS 1108	2222716	Transportation	MD/HD EV	N/A	CC	N/A	2023	Monitor Load	N/A	N/A
DAVIS 1106	2222829	Industrial	Cultivation	N/A	CC	7/12/2021	2023	Service Requested	N/A	N/A
DAVIS 1106	2529403	Industrial	Cultivation	N/A	CC	7/12/2021	2025	Service Requested	N/A	N/A
DAVIS 1106	2221519	Industrial	Facilities	N/A	CC	3/25/2021	2024	Monitor Load	N/A	N/A
DAVIS 1112	2529362	Agriculture	Agriculture	N/A	CC	7/5/2022	2023	Service Requested	N/A	N/A
DAVIS 1112	2529366	Industrial	Facilities	N/A	CC	N/A	2026	Monitor Load	N/A	N/A
DAVIS 1112	2529367	Industrial	Facilities	N/A	CC	N/A	2029	Monitor Load	N/A	N/A
DAVIS 1112	2222831	Agriculture	Agriculture	N/A	CC	2/8/2022	2023	Service Requested	N/A	N/A
DAVIS 1112	2223072	Residential	Home Construction	N/A	CC	12/3/2021	2024	Service Requested	N/A	N/A
DAVIS 1112	2223142	Agriculture	Agriculture	N/A	CC	7/5/2022	2023	Monitor Load	N/A	N/A
DAVIS 1112	2223173	Agriculture	Agriculture	N/A	CC	6/24/2022	2023	Service Requested	N/A	N/A
GRAND ISLAND 2223	2194716	Commercial	Business	N/A	CC	5/21/2021	2023	Monitor Load	N/A	N/A
GRAND ISLAND 2225	2221743	Residential	Home Construction	N/A	CC	10/26/2020	2023	Monitor Load	N/A	N/A
COLUSA 1103	2156186	Agriculture	Agriculture	N/A	CC	10/13/2021	2023	Monitor Load	N/A	N/A
COLUSA 1101	2054352	Commercial	Business	N/A	CC	7/26/2021	2023	Service Requested	N/A	N/A
COLUSA 1101	2222332	Agriculture	Agriculture	N/A	CC	11/11/2021	2023	Monitor Load	N/A	N/A
COLUSA 1101	2222483	Agriculture	Agriculture	N/A	CC	10/13/2021	2023	Monitor Load	N/A	N/A
COLUSA 1104	2221717	Commercial	Business	N/A	CC	5/25/2021	2023	Service Requested	N/A	N/A
COLUSA 1104	2051933	Residential	Home Construction	N/A	CC	N/A	2023	Monitor Load	N/A	N/A
COLUSA JUNCTION 1101	2053660	Residential	Home Construction	N/A	CC	2/25/2021	2023	Service Requested	N/A	N/A
COLUSA JUNCTION 1101	2222826	Residential	Home Construction	N/A	CC	N/A	2023	Monitor Load	N/A	N/A
COLUSA JUNCTION 1101	2222827	Residential	Home Construction	N/A	CC	N/A	2023	Monitor Load	N/A	N/A
COLUSA JUNCTION 1101	2223454	Residential	Home Construction	N/A	CC	2/2/2022	2023	Service Requested	N/A	N/A
COLUSA JUNCTION 1101	2223586	Industrial	Cultivation	N/A	CC	N/A	2024	Monitor Load	N/A	N/A
COLUSA JUNCTION 1101	2529717	Commercial	Business	N/A	CC	8/30/2022	2023	Service Requested	N/A	N/A
MAXWELL 1102	2223001	Agriculture	Agriculture	N/A	CC	5/26/2022	2023	Service Requested	N/A	N/A
RICE 1103	2223328	Agriculture	Agriculture	N/A	CC	8/8/2022	2023	Service Requested	N/A	N/A
RICE 1103	2529577	Agriculture	Agriculture	N/A	CC	4/15/2022	2023	Monitor Load	N/A	N/A
RICE 1103	2223803	Agriculture	Agriculture	N/A	CC	10/18/2022	2023	Monitor Load	N/A	N/A
RICE 1102	2223259	Agriculture	Agriculture	N/A	CC	7/14/2022	2023	Service Requested	N/A	N/A
RICE 1102	2223070	Agriculture	Agriculture	N/A	CC	7/6/2022	2023	Service Requested	N/A	N/A
RICE 1102	2223521	Agriculture	Agriculture	N/A	CC	7/19/2022	2023	Service Requested	N/A	N/A
RICE 1102	2221741	Agriculture	Agriculture	N/A	CC	11/9/2021	2023	Service Requested	N/A	N/A
RICE 1102	2222163	Agriculture	Agriculture	N/A	CC	N/A	2023	Monitor Load	N/A	N/A

PG&E 2023 Distribution Deferral Opportunity Report (DDOR)

Appendix G: Known Load Project Tracking Data

Version Date: 8/15/2023

Public

Circuit	Unique Identifier	Type	Category	IEPR Status	Load Amount (MVA)	Initial Service Request Date	Current Expected In-Service Date	Status	Actual In-Service Date	Actual Load Amount
RICE 1101	2221755	Agriculture	Agriculture	N/A	CC	11/16/2021	2023	Monitor Load	N/A	N/A
RICE 1101	2223252	Agriculture	Agriculture	N/A	CC	6/17/2022	2023	Service Requested	N/A	N/A
RICE 1101	2223253	Agriculture	Agriculture	N/A	CC	6/17/2022	2023	Service Requested	N/A	N/A
PEABODY 2104	2222488	Residential	Home Construction	N/A	CC	9/21/2021	2023	Service Requested	N/A	N/A
PEABODY 2105	2222646	Commercial	Business	N/A	CC	12/16/2021	2023	Monitor Load	N/A	N/A
PEABODY 2105	2222653	Residential	Home Construction	N/A	CC	N/A	2023	Monitor Load	N/A	N/A
PEABODY 2105	2222642	Industrial	Facilities	N/A	CC	7/27/2021	2023	Service Requested	N/A	N/A
PEABODY 2105	2223777	Residential	Home Construction	N/A	CC	9/29/2022	2024	Service Requested	N/A	N/A
PEABODY 2105	2223898	Residential	Home Construction	N/A	CC	3/31/2022	2024	Service Requested	N/A	N/A
PEABODY 2105	2223899	Residential	Home Construction	N/A	CC	4/6/2022	2024	Service Requested	N/A	N/A
PEABODY 2105	2223900	Residential	Home Construction	N/A	CC	3/31/2022	2024	Service Requested	N/A	N/A
PEABODY 2105	2223901	Residential	Home Construction	N/A	CC	N/A	2024	Monitor Load	N/A	N/A
PEABODY 2105	2223902	Residential	Home Construction	N/A	CC	8/6/2022	2024	Service Requested	N/A	N/A
PEABODY 2105	2221874	Residential	Home Construction	N/A	CC	12/16/2021	2023	Service Requested	N/A	N/A
PEABODY 2105	2053524	Agriculture	Agriculture	N/A	CC	4/28/2021	2023	Service Requested	N/A	N/A
PEABODY 2105	2053237	Residential	Home Construction	N/A	CC	N/A	2023	Monitor Load	N/A	N/A
PEABODY 2105	2053968	Residential	Home Construction	N/A	CC	N/A	2023	Monitor Load	N/A	N/A
PEABODY 2105	2053969	Residential	Home Construction	N/A	CC	N/A	2023	Monitor Load	N/A	N/A
PEABODY 2105	2052654	Residential	Home Construction	N/A	CC	N/A	2023	Monitor Load	N/A	N/A
PEABODY 2105	2052560	Residential	Home Construction	N/A	CC	N/A	2023	Monitor Load	N/A	N/A
PEABODY 2105	2052588	Residential	Home Construction	N/A	CC	N/A	2023	Monitor Load	N/A	N/A
PEABODY 2105	2053000	Residential	Home Construction	N/A	CC	N/A	2023	Monitor Load	N/A	N/A
PEABODY 2107	2054373	Transportation	MD/HD EV	N/A	CC	N/A	2023	Monitor Load	N/A	N/A
PEABODY 2107	2223386	Residential	Home Construction	N/A	CC	8/31/2021	2023	Monitor Load	N/A	N/A
PEABODY 2108	2222717	Commercial	Business	N/A	CC	12/8/2021	2023	Service Requested	N/A	N/A
PEABODY 2108	2292517	Transportation	LD EV	N/A	CC	11/7/2022	2023	Service Requested	N/A	N/A
PEABODY 2108	2053006	Residential	Home Construction	N/A	CC	N/A	2023	Monitor Load	N/A	N/A
PEABODY 2108	2052639	Residential	Home Construction	N/A	CC	N/A	2023	Monitor Load	N/A	N/A
PEABODY 2112	2053164	Residential	Home Construction	N/A	CC	N/A	2023	Monitor Load	N/A	N/A
PEABODY 2112	2221811	Residential	Home Construction	N/A	CC	N/A	2023	Monitor Load	N/A	N/A
PEABODY 2112	2222735	Residential	Home Construction	N/A	CC	N/A	2023	Monitor Load	N/A	N/A
PEABODY 2112	2222736	Residential	Home Construction	N/A	CC	N/A	2024	Monitor Load	N/A	N/A
PEABODY 2113	2223889	Commercial	Business	N/A	CC	4/29/2022	2023	Service Requested	N/A	N/A
PEABODY 2113	2053004	Residential	Home Construction	N/A	CC	N/A	2023	Monitor Load	N/A	N/A
PEABODY 2113	2053005	Residential	Home Construction	N/A	CC	N/A	2023	Monitor Load	N/A	N/A
ARBUCKLE 1102	2054080	Agriculture	Agriculture	N/A	CC	2/4/2021	2023	Service Requested	N/A	N/A
ARBUCKLE 1102	2054081	Agriculture	Agriculture	N/A	CC	2/4/2021	2023	Service Requested	N/A	N/A
ARBUCKLE 1102	2054082	Agriculture	Agriculture	N/A	CC	2/4/2021	2023	Service Requested	N/A	N/A
ARBUCKLE 1102	2054078	Commercial	Business	N/A	CC	2/28/2020	2023	Monitor Load	N/A	N/A
ARBUCKLE 1101	2223189	Agriculture	Agriculture	N/A	CC	7/6/2022	2023	Service Requested	N/A	N/A

PG&E 2023 Distribution Deferral Opportunity Report (DDOR)

Appendix G: Known Load Project Tracking Data

Version Date: 8/15/2023

Public

Circuit	Unique Identifier	Type	Category	IEPR Status	Load Amount (MVA)	Initial Service Request Date	Current Expected In-Service Date	Status	Actual In-Service Date	Actual Load Amount
CORTINA 1101	2223572	Agriculture	Agriculture	N/A	CC	11/9/2021	2023	Monitor Load	N/A	N/A
CORTINA 1101	2222465	Agriculture	Agriculture	N/A	CC	1/28/2022	2023	Service Requested	N/A	N/A
DUNNIGAN 1101	2222494	Transportation	MD/HD EV	N/A	CC	2/28/2022	2024	Service Requested	N/A	N/A
DUNNIGAN 1101	2222495	Agriculture	Agriculture	N/A	CC	10/7/2021	2023	Service Requested	N/A	N/A
DUNNIGAN 1101	2222496	Agriculture	Agriculture	N/A	CC	10/12/2021	2023	Monitor Load	N/A	N/A
DUNNIGAN 1101	2222766	Agriculture	Agriculture	N/A	CC	9/3/2021	2023	Monitor Load	N/A	N/A
DUNNIGAN 1101	2223306	Transportation	MD/HD EV	N/A	CC	8/18/2022	2024	Monitor Load	N/A	N/A
DUNNIGAN 1101	2397476	Agriculture	Agriculture	N/A	CC	N/A	2024	Monitor Load	N/A	N/A
DUNNIGAN 1101	2054085	Industrial	Cultivation	N/A	CC	7/1/2020	2023	Service Requested	N/A	N/A
DUNNIGAN 1101	2222056	Transportation	MD/HD EV	N/A	CC	2/28/2022	2023	Service Requested	N/A	N/A
DUNNIGAN 1101	2052992	Transportation	MD/HD EV	N/A	CC	8/10/2021	2023	Monitor Load	N/A	N/A
WILLIAMS 1102	2221478	Agriculture	Agriculture	N/A	CC	10/13/2021	2023	Monitor Load	N/A	N/A
WILLIAMS 1102	2156178	Agriculture	Agriculture	N/A	CC	10/13/2021	2023	Monitor Load	N/A	N/A
WILLIAMS 1102	2223264	Agriculture	Agriculture	N/A	CC	6/30/2022	2023	Service Requested	N/A	N/A
WILLIAMS 1102	2223615	Transportation	MD/HD EV	N/A	CC	9/23/2022	2024	Monitor Load	N/A	N/A
WILLIAMS 1102	2222889	Agriculture	Agriculture	N/A	CC	5/6/2021	2023	Service Requested	N/A	N/A
WILLIAMS 1101	2529618	Transportation	MD/HD EV	N/A	CC	10/3/2022	2025	Monitor Load	N/A	N/A
WILLIAMS 1101	1676448	Agriculture	Agriculture	N/A	CC	6/20/2019	2023	Service Requested	N/A	N/A
CORDELIA 1110 (old 1103)	2529682	Commercial	Business	N/A	CC	6/30/2022	2023	Service Requested	N/A	N/A
CORDELIA 1110 (old 1103)	2529350	Transportation	LD EV	N/A	CC	N/A	2023	Monitor Load	N/A	N/A
CORDELIA 1110 (old 1103)	2222732	Transportation	MD/HD EV	N/A	CC	6/14/2021	2023	Monitor Load	N/A	N/A
CORDELIA 1104	2222911	Commercial	Business	N/A	CC	3/28/2022	2023	Service Requested	N/A	N/A
CORDELIA 1104	2223157	Commercial	Business	N/A	CC	4/18/2022	2023	Service Requested	N/A	N/A
JAMESON 1104	2529776	Transportation	MD/HD EV	N/A	CC	N/A	2024	Monitor Load	N/A	N/A
SUISUN 1101	2223526	Residential	Home Construction	N/A	CC	3/7/2022	2023	Service Requested	N/A	N/A
SUISUN 1103	2223477	Transportation	MD/HD EV	N/A	CC	9/14/2022	2023	Monitor Load	N/A	N/A
SUISUN 1106	2529365	Transportation	LD EV	N/A	CC	11/9/2022	2023	Service Requested	N/A	N/A
SUISUN 1107	2529348	Transportation	LD EV	N/A	CC	11/7/2022	2023	Service Requested	N/A	N/A
SUISUN 1109	2529363	Transportation	LD EV	N/A	CC	11/9/2022	2023	Service Requested	N/A	N/A
SUISUN 1109	2223203	Transportation	MD/HD EV	N/A	CC	8/8/2022	2023	Service Requested	N/A	N/A
SUISUN 1112	2223903	Residential	Home Construction	N/A	CC	4/18/2022	2023	Service Requested	N/A	N/A
SUISUN 1111	2221529	Transportation	MD/HD EV	N/A	CC	6/14/2021	2023	Monitor Load	N/A	N/A
DIXON 1102	2053052	Residential	Home Construction	N/A	CC	N/A	2023	Monitor Load	N/A	N/A
DIXON 1104	2222639	Transportation	MD/HD EV	N/A	CC	N/A	2023	Monitor Load	N/A	N/A
DIXON 1103	2222564	Commercial	Business	N/A	CC	9/22/2021	2023	Service Requested	N/A	N/A
DIXON 1103	2223165	Agriculture	Agriculture	N/A	CC	6/24/2022	2023	Monitor Load	N/A	N/A
DIXON 1105	2222771	Commercial	Business	N/A	CC	11/8/2021	2023	Service Requested	N/A	N/A
VACA DIXON 1101	2223040	Commercial	Business	N/A	CC	2/11/2022	2023	Service Requested	N/A	N/A
VACA DIXON 1101	2529782	Residential	Home Construction	N/A	CC	3/29/2022	2023	Service Requested	N/A	N/A
VACA DIXON 1101	2529673	Commercial	Business	N/A	CC	10/14/2022	2023	Service Requested	N/A	N/A

PG&E 2023 Distribution Deferral Opportunity Report (DDOR)

Appendix G: Known Load Project Tracking Data

Version Date: 8/15/2023

Public

Circuit	Unique Identifier	Type	Category	IEPR Status	Load Amount (MVA)	Initial Service Request Date	Current Expected In-Service Date	Status	Actual In-Service Date	Actual Load Amount
VACA DIXON 1104	2223128	Transportation	MD/HD EV	N/A	CC	7/1/2022	2023	Monitor Load	N/A	N/A
VACA DIXON 1103	2053041	Industrial	Facilities	N/A	CC	N/A	2023	Monitor Load	N/A	N/A
VACA DIXON 1103	2053042	Industrial	Facilities	N/A	CC	N/A	2024	Monitor Load	N/A	N/A
VACA DIXON 1103	2053043	Industrial	Facilities	N/A	CC	N/A	2025	Monitor Load	N/A	N/A
VACA DIXON 1103	2053044	Industrial	Facilities	N/A	CC	N/A	2026	Monitor Load	N/A	N/A
VACA DIXON 1103	2053045	Industrial	Facilities	N/A	CC	N/A	2026	Monitor Load	N/A	N/A
VACA DIXON 1105	2053051	Commercial	Business	N/A	CC	2/23/2021	2023	Monitor Load	N/A	N/A
VACA DIXON 1105	1676186	Commercial	Business	N/A	CC	N/A	2023	Monitor Load	N/A	N/A
VACA DIXON 1105	2223981	Commercial	Business	N/A	CC	N/A	2024	Monitor Load	N/A	N/A
VACA DIXON 1105	2223983	Commercial	Business	N/A	CC	N/A	2025	Monitor Load	N/A	N/A
VACA DIXON 1105	2224009	Commercial	Business	N/A	CC	4/15/2022	2024	Service Requested	N/A	N/A
VACA DIXON 1105	2224010	Commercial	Business	N/A	CC	4/15/2022	2024	Service Requested	N/A	N/A
VACAVILLE 1102	1672253	Transportation	MD/HD EV	N/A	CC	1/5/2022	2023	Service Requested	N/A	N/A
VACAVILLE 1103	2221987	Transportation	MD/HD EV	N/A	CC	1/19/2022	2023	Service Requested	N/A	N/A
VACAVILLE 1104	2053733	Residential	Home Construction	N/A	CC	N/A	2023	Monitor Load	N/A	N/A
VACAVILLE 1104	2222822	Residential	Home Construction	N/A	CC	3/25/2022	2024	Service Requested	N/A	N/A
VACAVILLE 1104	2222819	Residential	Home Construction	N/A	CC	3/25/2022	2024	Service Requested	N/A	N/A
VACAVILLE 1107	2221982	Residential	Home Construction	N/A	CC	N/A	2023	Monitor Load	N/A	N/A
VACAVILLE 1105	2052649	Residential	Home Construction	N/A	CC	N/A	2023	Monitor Load	N/A	N/A
VACAVILLE 1105	2529701	Transportation	LD EV	N/A	CC	11/29/2022	2024	Monitor Load	N/A	N/A
VACAVILLE 1110	2292496	Transportation	MD/HD EV	N/A	CC	6/17/2022	2024	Service Requested	N/A	N/A
VACAVILLE 1110	2223024	Transportation	MD/HD EV	N/A	CC	6/17/2022	2023	Service Requested	N/A	N/A
VACAVILLE 1109	2222311	Residential	Home Construction	N/A	CC	N/A	2023	Monitor Load	N/A	N/A
VACAVILLE 1109	2052650	Residential	Home Construction	N/A	CC	N/A	2023	Monitor Load	N/A	N/A
VACAVILLE 1109	2053650	Transportation	MD/HD EV	N/A	CC	7/22/2021	2023	Monitor Load	N/A	N/A
VACAVILLE 1112	2223499	Commercial	Business	N/A	CC	1/18/2022	2023	Service Requested	N/A	N/A
DEEPWATER 1108	2222427	Commercial	Business	N/A	CC	N/A	2023	Monitor Load	N/A	N/A
DEEPWATER 1108	2222420	Commercial	Business	N/A	CC	8/24/2021	2023	Monitor Load	N/A	N/A
DEEPWATER 1108	2054002	Commercial	Business	N/A	CC	5/12/2021	2023	Monitor Load	N/A	N/A
DEEPWATER 1108	2222288	Commercial	Business	N/A	CC	N/A	2023	Monitor Load	N/A	N/A
DEEPWATER 1108	2052479	Commercial	Business	N/A	CC	6/17/2020	2023	Monitor Load	N/A	N/A
DEEPWATER 1109	2053167	Residential	Home Construction	N/A	CC	N/A	2023	Monitor Load	N/A	N/A
DEEPWATER 1109	2222961	Residential	Home Construction	N/A	CC	N/A	2023	Monitor Load	N/A	N/A
WEST SACRAMENTO 1104	2223660	Industrial	Facilities	N/A	CC	6/9/2022	2023	Service Requested	N/A	N/A
WEST SACRAMENTO 1104	2054115	Commercial	Business	N/A	CC	4/2/2021	2023	Service Requested	N/A	N/A
WEST SACRAMENTO 1104	2053226	Industrial	Facilities	N/A	CC	2/25/2021	2023	Monitor Load	N/A	N/A
WEST SACRAMENTO 1105	2223292	Residential	Home Construction	N/A	CC	N/A	2023	Monitor Load	N/A	N/A
WEST SACRAMENTO 1108	2054203	Commercial	Business	N/A	CC	6/10/2021	2023	Service Requested	N/A	N/A
WEST SACRAMENTO 1107	2221943	Industrial	Cultivation	N/A	CC	8/21/2021	2023	Service Requested	N/A	N/A
WEST SACRAMENTO 1107	2054357	Industrial	Cultivation	N/A	CC	3/9/2021	2023	Service Requested	N/A	N/A

PG&E 2023 Distribution Deferral Opportunity Report (DDOR)

Appendix G: Known Load Project Tracking Data

Version Date: 8/15/2023

Public

Circuit	Unique Identifier	Type	Category	IEPR Status	Load Amount (MVA)	Initial Service Request Date	Current Expected In-Service Date	Status	Actual In-Service Date	Actual Load Amount
WEST SACRAMENTO 1107	2222387	Transportation	MD/HD EV	N/A	CC	N/A	2023	Monitor Load	N/A	N/A
WEST SACRAMENTO 1107	2529539	Transportation	LD EV	N/A	CC	10/7/2022	2023	Service Requested	N/A	N/A
WEST SACRAMENTO 1111	2223906	Transportation	MD/HD EV	N/A	CC	9/17/2022	2023	Monitor Load	N/A	N/A
WEST SACRAMENTO 1111	2222392	Commercial	Business	N/A	CC	1/29/2022	2023	Monitor Load	N/A	N/A
WEST SACRAMENTO 1111	2222521	Transportation	MD/HD EV	N/A	CC	4/19/2022	2024	Service Requested	N/A	N/A
WEST SACRAMENTO 1110	2222364	Residential	Home Construction	N/A	CC	N/A	2023	Monitor Load	N/A	N/A
WEST SACRAMENTO 1110	2222365	Transportation	LD EV	N/A	CC	N/A	2023	Monitor Load	N/A	N/A
WEST SACRAMENTO 1110	2222386	Transportation	LD EV	N/A	CC	4/18/2022	2023	Service Requested	N/A	N/A
WEST SACRAMENTO 1110	2222935	Residential	Home Construction	N/A	CC	N/A	2023	Monitor Load	N/A	N/A
WEST SACRAMENTO 1110	2529538	Transportation	LD EV	N/A	CC	10/7/2022	2024	Service Requested	N/A	N/A
WEST SACRAMENTO 1110	2529534	Residential	Home Construction	N/A	CC	N/A	2023	Monitor Load	N/A	N/A
WEST SACRAMENTO 1110	2529535	Transportation	LD EV	N/A	CC	10/7/2022	2024	Service Requested	N/A	N/A
WEST SACRAMENTO 1110	2222211	Residential	Home Construction	N/A	CC	8/12/2020	2023	Service Requested	N/A	N/A
WEST SACRAMENTO 1110	2054136	Transportation	LD EV	N/A	CC	N/A	2024	Monitor Load	N/A	N/A
WEST SACRAMENTO 1110	2054137	Commercial	Business	N/A	CC	N/A	2023	Monitor Load	N/A	N/A
WEST SACRAMENTO 1110	2053750	Residential	Home Construction	N/A	CC	9/14/2020	2023	Monitor Load	N/A	N/A
WEST SACRAMENTO 1110	2053838	Residential	Home Construction	N/A	CC	8/14/2018	2024	Monitor Load	N/A	N/A
WEST SACRAMENTO 1110	2053839	Commercial	Business	N/A	CC	8/14/2018	2024	Monitor Load	N/A	N/A
WEST SACRAMENTO 1110	2053840	Residential	Home Construction	N/A	CC	8/14/2018	2023	Monitor Load	N/A	N/A
WEST SACRAMENTO 1110	2053213	Residential	Home Construction	N/A	CC	3/17/2021	2024	Monitor Load	N/A	N/A
WEST SACRAMENTO 1110	2053214	Residential	Home Construction	N/A	CC	3/17/2021	2023	Monitor Load	N/A	N/A
WEST SACRAMENTO 1110	2053215	Residential	Home Construction	N/A	CC	N/A	2023	Monitor Load	N/A	N/A
WEST SACRAMENTO 1110	1207679	Commercial	Business	N/A	CC	4/17/2018	2023	Service Requested	N/A	N/A
WEST SACRAMENTO 1109	2052527	Commercial	Business	N/A	CC	3/20/2020	2023	Monitor Load	N/A	N/A
WEST SACRAMENTO 1109	2053811	Residential	Home Construction	N/A	CC	N/A	2023	Monitor Load	N/A	N/A
WEST SACRAMENTO 1109	2221883	Commercial	Business	N/A	CC	4/13/2021	2023	Service Requested	N/A	N/A
WEST SACRAMENTO 1109	2221503	Residential	Home Construction	N/A	CC	7/19/2021	2023	Service Requested	N/A	N/A
WOODLAND 1103	1672499	Commercial	Business	N/A	CC	N/A	2023	Monitor Load	N/A	N/A
WOODLAND 1102	2221976	Transportation	MD/HD EV	N/A	CC	12/29/2021	2023	Service Requested	N/A	N/A
WOODLAND 1101	2221634	Commercial	Business	N/A	CC	N/A	2023	Monitor Load	N/A	N/A
WOODLAND 1101	2053550	Commercial	Business	N/A	CC	N/A	2023	Monitor Load	N/A	N/A
WOODLAND 1101	2222770	Commercial	Business	N/A	CC	6/30/2021	2023	Service Requested	N/A	N/A
WOODLAND 1113	2051950	Commercial	Business	N/A	CC	4/13/2020	2023	Service Requested	N/A	N/A
WOODLAND 1108	2052467	Commercial	Business	N/A	CC	11/9/2020	2023	Monitor Load	N/A	N/A
WOODLAND 1108	2054215	Commercial	Business	N/A	CC	7/8/2021	2023	Monitor Load	N/A	N/A
WOODLAND 1108	2529620	Commercial	Business	N/A	CC	N/A	2025	Monitor Load	N/A	N/A
WOODLAND 1108	2223987	Commercial	Business	N/A	CC	10/11/2021	2023	Service Requested	N/A	N/A
WOODLAND 1108	2223988	Commercial	Business	N/A	CC	N/A	2024	Monitor Load	N/A	N/A
WOODLAND 1105	2054004	Residential	Home Construction	N/A	CC	N/A	2023	Monitor Load	N/A	N/A
WOODLAND 1105	2053002	Residential	Home Construction	N/A	CC	N/A	2023	Monitor Load	N/A	N/A

PG&E 2023 Distribution Deferral Opportunity Report (DDOR)

Appendix G: Known Load Project Tracking Data

Version Date: 8/15/2023

Public

Circuit	Unique Identifier	Type	Category	IEPR Status	Load Amount (MVA)	Initial Service Request Date	Current Expected In-Service Date	Status	Actual In-Service Date	Actual Load Amount
WOODLAND 1105	2053003	Residential	Home Construction	N/A	CC	N/A	2024	Monitor Load	N/A	N/A
WOODLAND 1106	2054315	Commercial	Business	N/A	CC	N/A	2023	Monitor Load	N/A	N/A
WOODLAND 1106	2223923	Transportation	MD/HD EV	N/A	CC	10/27/2021	2023	Service Requested	N/A	N/A
WOODLAND 1106	2222838	Transportation	MD/HD EV	N/A	CC	11/1/2021	2023	Service Requested	N/A	N/A
WOODLAND 1106	2222977	Commercial	Business	N/A	CC	11/24/2021	2023	Monitor Load	N/A	N/A
WOODLAND 1106	2223302	Agriculture	Agriculture	N/A	CC	8/8/2022	2023	Monitor Load	N/A	N/A
WOODLAND 1110	2222914	Transportation	LD EV	N/A	CC	1/24/2022	2023	Service Requested	N/A	N/A
WOODLAND 1110	2529621	Industrial	Cultivation	N/A	CC	2/8/2021	2024	Service Requested	N/A	N/A
WOODLAND 1110	2053995	Industrial	Cultivation	N/A	CC	2/8/2021	2023	Service Requested	N/A	N/A
KNIGHTS LANDING 1102	2222124	Agriculture	Agriculture	N/A	CC	11/2/2021	2023	Monitor Load	N/A	N/A
KNIGHTS LANDING 1102	2053095	Agriculture	Agriculture	N/A	CC	3/2/2021	2023	Monitor Load	N/A	N/A
KNIGHTS LANDING 1102	2223296	Agriculture	Agriculture	N/A	CC	3/2/2022	2023	Service Requested	N/A	N/A
KNIGHTS LANDING 1102	2223524	Agriculture	Agriculture	N/A	CC	8/3/2022	2023	Service Requested	N/A	N/A
ZAMORA 1106	2223074	Agriculture	Agriculture	N/A	CC	6/23/2022	2023	Monitor Load	N/A	N/A
ZAMORA 1106	2222180	Agriculture	Agriculture	N/A	CC	1/12/2022	2023	Monitor Load	N/A	N/A
ZAMORA 1106	2222227	Agriculture	Agriculture	N/A	CC	2/9/2022	2023	Service Requested	N/A	N/A
ZAMORA 1105	2223073	Agriculture	Agriculture	N/A	CC	7/6/2022	2023	Monitor Load	N/A	N/A
MADISON 1103	2222098	Agriculture	Agriculture	N/A	CC	N/A	2023	Monitor Load	N/A	N/A
MADISON 1103	2053337	Residential	Home Construction	N/A	CC	7/20/2021	2023	Monitor Load	N/A	N/A
MADISON 1103	2053152	Commercial	Business	N/A	CC	7/27/2020	2023	Monitor Load	N/A	N/A
MADISON 1103	2052690	Agriculture	Agriculture	N/A	CC	11/20/2020	2023	Monitor Load	N/A	N/A
MADISON 1105	823747	Industrial	Cultivation	N/A	CC	2/14/2017	2023	Monitor Load	N/A	N/A
MADISON 1105	2053719	Agriculture	Agriculture	N/A	CC	10/29/2019	2023	Monitor Load	N/A	N/A
MADISON 1105	2222192	Agriculture	Agriculture	N/A	CC	1/28/2022	2023	Service Requested	N/A	N/A
MADISON 1105	2223530	Agriculture	Agriculture	N/A	CC	2/9/2022	2023	Service Requested	N/A	N/A
MADISON 1105	2222896	Agriculture	Agriculture	N/A	CC	1/28/2022	2023	Service Requested	N/A	N/A
PUTAH CREEK 1102	2222416	Agriculture	Agriculture	N/A	CC	2/11/2022	2023	Monitor Load	N/A	N/A
PUTAH CREEK 1103	2053799	Residential	Home Construction	N/A	CC	7/20/2021	2023	Monitor Load	N/A	N/A
WINTERS 1102	2222837	Agriculture	Agriculture	N/A	CC	4/26/2022	2023	Service Requested	N/A	N/A
MERIDIAN 1102	2222934	Agriculture	Agriculture	N/A	CC	4/25/2022	2023	Monitor Load	N/A	N/A
MERIDIAN 1102	2223155	Agriculture	Agriculture	N/A	CC	6/24/2022	2023	Service Requested	N/A	N/A
MERIDIAN 1102	2224071	Agriculture	Agriculture	N/A	CC	7/30/2022	2023	Monitor Load	N/A	N/A
MERIDIAN 1102	2221939	Agriculture	Agriculture	N/A	CC	11/10/2021	2023	Monitor Load	N/A	N/A
WILKINS SLOUGH 1102	2222892	Agriculture	Agriculture	N/A	CC	2/9/2022	2023	Monitor Load	N/A	N/A
EMBARCADERO (SF Z) 1113	1675974	Transportation	MD/HD EV	N/A	CC	N/A	2023	Monitor Load	N/A	N/A
EMBARCADERO (SF Z) 1114	2053115	Commercial	Business	N/A	CC	N/A	2024	Monitor Load	N/A	N/A
EMBARCADERO (SF Z) 1114	2054183	Industrial	Facilities	N/A	CC	N/A	2023	Monitor Load	N/A	N/A
EMBARCADERO (SF Z) 1115	2053386	Commercial	Business	N/A	CC	5/10/2021	2023	Service Requested	N/A	N/A
EMBARCADERO (SF Z) 1115	1676008	Transportation	MD/HD EV	N/A	CC	2/6/2019	2023	Service Requested	N/A	N/A
EMBARCADERO (SF Z) 1115	396	Industrial	Facilities	N/A	CC	N/A	2023	Monitor Load	N/A	N/A

PG&E 2023 Distribution Deferral Opportunity Report (DDOR)

Appendix G: Known Load Project Tracking Data

Version Date: 8/15/2023

Public

Circuit	Unique Identifier	Type	Category	IEPR Status	Load Amount (MVA)	Initial Service Request Date	Current Expected In-Service Date	Status	Actual In-Service Date	Actual Load Amount
EMBARCADERO (SF Z) 1115	2222522	Commercial	Business	N/A	CC	8/24/2021	2023	Service Requested	N/A	N/A
EMBARCADERO (SF Z) 1115	2222523	Residential	Home Construction	N/A	CC	8/24/2021	2023	Service Requested	N/A	N/A
EMBARCADERO (SF Z) 1117	1207670	Commercial	Business	N/A	CC	N/A	2023	Monitor Load	N/A	N/A
EMBARCADERO (SF Z) 1117	2051835	Commercial	Business	N/A	CC	N/A	2023	Monitor Load	N/A	N/A
EMBARCADERO (SF Z) 1118	1207338	Residential	Home Construction	N/A	CC	1/10/2019	2024	Monitor Load	N/A	N/A
EMBARCADERO (SF Z) 1118	1207771	Industrial	Facilities	N/A	CC	N/A	2023	Monitor Load	N/A	N/A
EMBARCADERO (SF Z) 1116	2222296	Transportation	MD/HD EV	N/A	CC	12/16/2021	2023	Monitor Load	N/A	N/A
EMBARCADERO (SF Z) 1119	2054366	Transportation	MD/HD EV	N/A	CC	8/28/2020	2024	Service Requested	N/A	N/A
EMBARCADERO (SF Z) 1119	2053599	Transportation	MD/HD EV	N/A	CC	8/28/2020	2023	Service Requested	N/A	N/A
EMBARCADERO (SF Z) 1119	2054200	Industrial	Facilities	N/A	CC	N/A	2023	Monitor Load	N/A	N/A
EMBARCADERO (SF Z) 1119	2223443	Industrial	Facilities	N/A	CC	N/A	2023	Monitor Load	N/A	N/A
EMBARCADERO (SF Z) 1119	2223791	Transportation	MD/HD EV	N/A	CC	5/14/2021	2024	Monitor Load	N/A	N/A
EMBARCADERO (SF Z) 1120	823914	Commercial	Business	N/A	CC	N/A	2023	Monitor Load	N/A	N/A
EMBARCADERO (SF Z) 1120	823915	Commercial	Business	N/A	CC	N/A	2024	Monitor Load	N/A	N/A
EMBARCADERO (SF Z) 1122	2053322	Commercial	Business	N/A	CC	N/A	2023	Monitor Load	N/A	N/A
HUNTERS POINT (SF P) 1103	2053640	Industrial	Facilities	N/A	CC	N/A	2023	Monitor Load	N/A	N/A
HUNTERS POINT (SF P) 1105	2221809	Industrial	Facilities	N/A	CC	N/A	2023	Monitor Load	N/A	N/A
HUNTERS POINT (SF P) 1105	2221810	Commercial	Business	N/A	CC	N/A	2023	Monitor Load	N/A	N/A
HUNTERS POINT (SF P) 1105	824362	Industrial	Cultivation	N/A	CC	4/21/2022	2023	Service Requested	N/A	N/A
HUNTERS POINT (SF P) 1105	2529402	Industrial	Facilities	N/A	CC	N/A	2025	Monitor Load	N/A	N/A
HUNTERS POINT (SF P) 1102	2222404	Industrial	Facilities	N/A	CC	N/A	2023	Monitor Load	N/A	N/A
HUNTERS POINT (SF P) 1102	2222405	Commercial	Business	N/A	CC	1/26/2022	2023	Service Requested	N/A	N/A
HUNTERS POINT (SF P) 1102	2222807	Industrial	Facilities	N/A	CC	8/18/2021	2023	Service Requested	N/A	N/A
HUNTERS POINT (SF P) 1102	1207828	Commercial	Business	N/A	CC	N/A	2023	Monitor Load	N/A	N/A
HUNTERS POINT (SF P) 1102	1672180	Industrial	Facilities	N/A	CC	N/A	2024	Monitor Load	N/A	N/A
HUNTERS POINT (SF P) 1101	2051944	Industrial	Facilities	N/A	CC	N/A	2023	Monitor Load	N/A	N/A
HUNTERS POINT (SF P) 1101	2051945	Residential	Home Construction	N/A	CC	N/A	2023	Monitor Load	N/A	N/A
HUNTERS POINT (SF P) 1101	2529634	Commercial	Business	N/A	CC	N/A	2024	Monitor Load	N/A	N/A
SF E 1101	2529498	Commercial	Business	N/A	CC	6/14/2022	2023	Service Requested	N/A	N/A
LARKIN (SF Y) 1128	2224074	Industrial	Facilities	N/A	CC	N/A	2023	Monitor Load	N/A	N/A
LARKIN (SF Y) 1128	2529707	Commercial	Business	N/A	CC	9/23/2022	2023	Service Requested	N/A	N/A
LARKIN (SF Y) 1128	2529732	Transportation	MD/HD EV	N/A	CC	N/A	2025	Monitor Load	N/A	N/A
LARKIN (SF Y) 1128	1207609	Residential	Home Construction	N/A	CC	2/4/2019	2023	Service Requested	N/A	N/A
LARKIN (SF Y) 1128	2053573	Transportation	MD/HD EV	N/A	CC	N/A	2023	Monitor Load	N/A	N/A
LARKIN (SF Y) 1120	2053918	Transportation	MD/HD EV	N/A	CC	7/14/2021	2023	Monitor Load	N/A	N/A
LARKIN (SF Y) 1127	2053514	Commercial	Business	N/A	CC	9/30/2020	2023	Service Requested	N/A	N/A
LARKIN (SF Y) 1127	824000	Commercial	Business	N/A	CC	N/A	2023	Monitor Load	N/A	N/A
LARKIN (SF Y) 1127	1672317	Industrial	Facilities	N/A	CC	N/A	2023	Monitor Load	N/A	N/A
LARKIN (SF Y) 1135	2222012	Residential	Home Construction	N/A	CC	12/2/2021	2023	Monitor Load	N/A	N/A
LARKIN (SF Y) 1135	2529703	Commercial	Business	N/A	CC	4/26/2022	2023	Service Requested	N/A	N/A

PG&E 2023 Distribution Deferral Opportunity Report (DDOR)

Appendix G: Known Load Project Tracking Data

Version Date: 8/15/2023

Public

Circuit	Unique Identifier	Type	Category	IEPR Status	Load Amount (MVA)	Initial Service Request Date	Current Expected In-Service Date	Status	Actual In-Service Date	Actual Load Amount
LARKIN (SF Y) 1136	2529708	Transportation	MD/HD EV	N/A	CC	12/8/2022	2023	Monitor Load	N/A	N/A
LARKIN (SF Y) 1136	2052688	Transportation	MD/HD EV	N/A	CC	N/A	2023	Monitor Load	N/A	N/A
LARKIN (SF Y) 1109	2053930	Commercial	Business	N/A	CC	N/A	2023	Monitor Load	N/A	N/A
LARKIN (SF Y) 1110	2053869	Commercial	Business	N/A	CC	N/A	2023	Monitor Load	N/A	N/A
LARKIN (SF Y) 1110	2053194	Commercial	Business	N/A	CC	3/23/2017	2023	Service Requested	N/A	N/A
LARKIN (SF Y) 1110	1207768	Commercial	Business	N/A	CC	N/A	2023	Monitor Load	N/A	N/A
LARKIN (SF Y) 1111	2223353	Transportation	LD EV	N/A	CC	6/16/2022	2023	Monitor Load	N/A	N/A
LARKIN (SF Y) 1107	1207730	Residential	Home Construction	N/A	CC	6/22/2018	2023	Service Requested	N/A	N/A
LARKIN (SF Y) 1107	1672429	Residential	Home Construction	N/A	CC	3/4/2020	2023	Monitor Load	N/A	N/A
LARKIN (SF Y) 1107	1671953	Industrial	Facilities	N/A	CC	N/A	2023	Monitor Load	N/A	N/A
LARKIN (SF Y) 1108C	1207584	Residential	Home Construction	N/A	CC	N/A	2023	Monitor Load	N/A	N/A
LARKIN (SF Y) 1108C	1207795	Commercial	Business	N/A	CC	2/15/2018	2023	Service Requested	N/A	N/A
LARKIN (SF Y) 1108C	824057	Transportation	MD/HD EV	N/A	CC	1/17/2018	2023	Monitor Load	N/A	N/A
LARKIN (SF Y) 1108C	824263	Residential	Home Construction	N/A	CC	N/A	2023	Monitor Load	N/A	N/A
SF L 1102	2223251	Transportation	MD/HD EV	N/A	CC	1/19/2022	2029	Monitor Load	N/A	N/A
MISSION (SF X) 1101	1766	Commercial	Business	N/A	CC	N/A	2023	Monitor Load	N/A	N/A
MISSION (SF X) 1113	2221827	Transportation	MD/HD EV	N/A	CC	9/29/2021	2023	Service Requested	N/A	N/A
MISSION (SF X) 1113	2054382	Industrial	Facilities	N/A	CC	N/A	2023	Monitor Load	N/A	N/A
MISSION (SF X) 1113	2221536	Industrial	Facilities	N/A	CC	N/A	2023	Monitor Load	N/A	N/A
MISSION (SF X) 1113	2156187	Industrial	Facilities	N/A	CC	N/A	2023	Monitor Load	N/A	N/A
MISSION (SF X) 1113	2223383	Commercial	Business	N/A	CC	N/A	2024	Monitor Load	N/A	N/A
MISSION (SF X) 1111	2223487	Transportation	MD/HD EV	N/A	CC	5/19/2022	2023	Monitor Load	N/A	N/A
MISSION (SF X) 1111	3132	Industrial	Facilities	N/A	CC	N/A	2023	Monitor Load	N/A	N/A
MISSION (SF X) 1110	2053805	Transportation	MD/HD EV	N/A	CC	1/13/2022	2023	Monitor Load	N/A	N/A
MISSION (SF X) 1110	2223315	Industrial	Facilities	N/A	CC	N/A	2023	Monitor Load	N/A	N/A
MISSION (SF X) 1110	2223316	Residential	Home Construction	N/A	CC	N/A	2023	Monitor Load	N/A	N/A
MISSION (SF X) 1109	2222677	Residential	Home Construction	N/A	CC	N/A	2023	Monitor Load	N/A	N/A
MISSION (SF X) 1108	2223352	Residential	Home Construction	N/A	CC	N/A	2023	Monitor Load	N/A	N/A
MISSION (SF X) 1107	2053077	Commercial	Business	N/A	CC	8/9/2017	2023	Monitor Load	N/A	N/A
MISSION (SF X) 1104	2052698	Residential	Home Construction	N/A	CC	1/16/2018	2023	Monitor Load	N/A	N/A
MISSION (SF X) 1104	2052512	Commercial	Business	N/A	CC	N/A	2023	Monitor Load	N/A	N/A
MISSION (SF X) 1104	2052513	Commercial	Business	N/A	CC	N/A	2024	Monitor Load	N/A	N/A
MISSION (SF X) 1104	2051820	Commercial	Business	N/A	CC	N/A	2023	Monitor Load	N/A	N/A
MISSION (SF X) 1104	824489	Transportation	MD/HD EV	N/A	CC	2/13/2018	2023	Service Requested	N/A	N/A
MISSION (SF X) 1120	3143	Industrial	Facilities	N/A	CC	N/A	2023	Monitor Load	N/A	N/A
MISSION (SF X) 1120	2054383	Residential	Home Construction	N/A	CC	N/A	2023	Monitor Load	N/A	N/A
MISSION (SF X) 1120	2529529	Transportation	MD/HD EV	N/A	CC	10/7/2022	2023	Service Requested	N/A	N/A
MISSION (SF X) 1102	2529862	Transportation	MD/HD EV	N/A	CC	N/A	2025	Monitor Load	N/A	N/A
MISSION (SF X) 1102	2529848	Transportation	MD/HD EV	N/A	CC	N/A	2024	Monitor Load	N/A	N/A
MISSION (SF X) 1102	2529836	Transportation	MD/HD EV	N/A	CC	7/22/2022	2023	Service Requested	N/A	N/A

PG&E 2023 Distribution Deferral Opportunity Report (DDOR)

Appendix G: Known Load Project Tracking Data

Version Date: 8/15/2023

Public

Circuit	Unique Identifier	Type	Category	IEPR Status	Load Amount (MVA)	Initial Service Request Date	Current Expected In-Service Date	Status	Actual In-Service Date	Actual Load Amount
MISSION (SF X) 1102	2223277	Commercial	Business	N/A	CC	N/A	2023	Monitor Load	N/A	N/A
MISSION (SF X) 1102	2053462	Commercial	Business	N/A	CC	N/A	2023	Monitor Load	N/A	N/A
MISSION (SF X) 1102	3204	Industrial	Facilities	N/A	CC	N/A	2023	Monitor Load	N/A	N/A
SF G 1102	824131	Transportation	MD/HD EV	N/A	CC	11/30/2017	2023	Monitor Load	N/A	N/A
SF G 1101	2053725	Residential	Home Construction	N/A	CC	N/A	2023	Monitor Load	N/A	N/A
SF N 1102	1207871	Commercial	Business	N/A	CC	3/28/2018	2023	Monitor Load	N/A	N/A
POTRERO (SF A) 1112	824059	Residential	Home Construction	N/A	CC	N/A	2023	Monitor Load	N/A	N/A
POTRERO (SF A) 1112	824312	Residential	Home Construction	N/A	CC	N/A	2023	Monitor Load	N/A	N/A
POTRERO (SF A) 1112	2052841	Commercial	Business	N/A	CC	3/5/2018	2023	Service Requested	N/A	N/A
POTRERO (SF A) 1112	2054321	Commercial	Business	N/A	CC	N/A	2023	Monitor Load	N/A	N/A
POTRERO (SF A) 1114	2221645	Industrial	Facilities	N/A	CC	N/A	2023	Monitor Load	N/A	N/A
POTRERO (SF A) 1114	2223444	Commercial	Business	N/A	CC	N/A	2025	Monitor Load	N/A	N/A
POTRERO (SF A) 1110	2222669	Industrial	Facilities	N/A	CC	12/1/2021	2023	Monitor Load	N/A	N/A
POTRERO (SF A) 1110	2221638	Commercial	Business	N/A	CC	N/A	2023	Monitor Load	N/A	N/A
POTRERO (SF A) 1110	2222035	Transportation	MD/HD EV	N/A	CC	6/29/2021	2024	Service Requested	N/A	N/A
POTRERO (SF A) 1110	2053766	Commercial	Business	N/A	CC	N/A	2023	Monitor Load	N/A	N/A
POTRERO (SF A) 1110	2054057	Residential	Home Construction	N/A	CC	1/25/2018	2023	Monitor Load	N/A	N/A
POTRERO (SF A) 1110	2054053	Residential	Home Construction	N/A	CC	N/A	2024	Monitor Load	N/A	N/A
POTRERO (SF A) 1110	2053478	Transportation	MD/HD EV	N/A	CC	6/29/2021	2024	Service Requested	N/A	N/A
POTRERO (SF A) 1110	2052779	Commercial	Business	N/A	CC	5/14/2020	2023	Monitor Load	N/A	N/A
POTRERO (SF A) 1110	1207434	Residential	Home Construction	N/A	CC	N/A	2023	Monitor Load	N/A	N/A
POTRERO (SF A) 1110	1207436	Residential	Home Construction	N/A	CC	1/18/2018	2023	Monitor Load	N/A	N/A
POTRERO (SF A) 1109	1207431	Transportation	MD/HD EV	N/A	CC	N/A	2023	Monitor Load	N/A	N/A
POTRERO (SF A) 1107	2052561	Industrial	Facilities	N/A	CC	N/A	2023	Monitor Load	N/A	N/A
POTRERO (SF A) 1105	2053672	Industrial	Facilities	N/A	CC	N/A	2023	Monitor Load	N/A	N/A
POTRERO (SF A) 1105	2053391	Commercial	Business	N/A	CC	N/A	2023	Monitor Load	N/A	N/A
POTRERO (SF A) 1105	2222545	Transportation	MD/HD EV	N/A	CC	N/A	2026	Monitor Load	N/A	N/A
POTRERO (SF A) 1102	2053452	Industrial	Facilities	N/A	CC	N/A	2023	Monitor Load	N/A	N/A
POTRERO (SF A) 1101	2053792	Commercial	Business	N/A	CC	5/13/2022	2023	Service Requested	N/A	N/A
POTRERO (SF A) 1101	1676159	Residential	Home Construction	N/A	CC	N/A	2023	Monitor Load	N/A	N/A
POTRERO (SF A) 1108	1207403	Industrial	Facilities	N/A	CC	7/7/2015	2023	Monitor Load	N/A	N/A
POTRERO (SF A) 1108	1207309	Industrial	Facilities	N/A	CC	N/A	2023	Monitor Load	N/A	N/A
POTRERO (SF A) 1108	823993	Commercial	Business	N/A	CC	N/A	2023	Monitor Load	N/A	N/A
POTRERO (SF A) 1108	2052832	Transportation	MD/HD EV	N/A	CC	8/7/2020	2024	Service Requested	N/A	N/A
POTRERO (SF A) 1108	1999803	Transportation	MD/HD EV	N/A	CC	8/7/2020	2023	Service Requested	N/A	N/A
POTRERO (SF A) 1108	2054135	Commercial	Business	N/A	CC	2/4/2020	2023	Monitor Load	N/A	N/A
POTRERO (SF A) 1108	2054133	Commercial	Business	N/A	CC	4/13/2021	2023	Service Requested	N/A	N/A
POTRERO (SF A) 1108	2053451	Commercial	Business	N/A	CC	4/28/2021	2023	Service Requested	N/A	N/A
POTRERO (SF A) 1108	2224075	Commercial	Business	N/A	CC	N/A	2023	Monitor Load	N/A	N/A
POTRERO (SF A) 1108	2223910	Industrial	Facilities	N/A	CC	7/7/2015	2024	Monitor Load	N/A	N/A

PG&E 2023 Distribution Deferral Opportunity Report (DDOR)

Appendix G: Known Load Project Tracking Data

Version Date: 8/15/2023

Public

Circuit	Unique Identifier	Type	Category	IEPR Status	Load Amount (MVA)	Initial Service Request Date	Current Expected In-Service Date	Status	Actual In-Service Date	Actual Load Amount
POTRERO (SF A) 1103	2223245	Transportation	MD/HD EV	N/A	CC	N/A	2023	Monitor Load	N/A	N/A
POTRERO (SF A) 1103	1207337	Transportation	MD/HD EV	N/A	CC	1/10/2019	2023	Service Requested	N/A	N/A
POTRERO (SF A) 1103	1672111	Transportation	MD/HD EV	N/A	CC	1/10/2019	2023	Service Requested	N/A	N/A
POTRERO (SF A) 1118	823892	Commercial	Business	N/A	CC	N/A	2023	Monitor Load	N/A	N/A
POTRERO (SF A) 1118	453231	Commercial	Business	N/A	CC	N/A	2024	Monitor Load	N/A	N/A
POTRERO (SF A) 1118	2052707	Transportation	MD/HD EV	N/A	CC	N/A	2023	Monitor Load	N/A	N/A
POTRERO (SF A) 1118	2053425	Transportation	MD/HD EV	N/A	CC	10/17/2018	2023	Service Requested	N/A	N/A
POTRERO (SF A) 1118	2292491	Commercial	Business	N/A	CC	11/12/2022	2023	Service Requested	N/A	N/A
POTRERO (SF A) 1118	2223969	Commercial	Business	N/A	CC	N/A	2023	Monitor Load	N/A	N/A
POTRERO (SF A) 1115	2529651	Commercial	Business	N/A	CC	N/A	2023	Monitor Load	N/A	N/A
POTRERO (SF A) 1115	2223488	Transportation	MD/HD EV	N/A	CC	N/A	2023	Monitor Load	N/A	N/A
POTRERO (SF A) 1115	2223489	Transportation	MD/HD EV	N/A	CC	N/A	2026	Monitor Load	N/A	N/A
POTRERO (SF A) 1115	2222345	Commercial	Business	N/A	CC	N/A	2024	Monitor Load	N/A	N/A
POTRERO (SF A) 1115	1207470	Industrial	Facilities	N/A	CC	5/8/2017	2024	Service Requested	N/A	N/A
POTRERO (SF A) 1115	1207471	Industrial	Facilities	N/A	CC	5/8/2017	2025	Service Requested	N/A	N/A
POTRERO (SF A) 1115	1207468	Industrial	Facilities	N/A	CC	5/8/2017	2023	Service Requested	N/A	N/A
POTRERO (SF A) 1111	2051759	Commercial	Business	N/A	CC	6/24/2019	2023	Monitor Load	N/A	N/A
POTRERO (SF A) 1104	2222662	Residential	Home Construction	N/A	CC	12/23/2021	2023	Service Requested	N/A	N/A
POTRERO (SF A) 1104	2222663	Residential	Home Construction	N/A	CC	N/A	2023	Monitor Load	N/A	N/A
POTRERO (SF A) 1119	2222526	Industrial	Facilities	N/A	CC	N/A	2023	Monitor Load	N/A	N/A
POTRERO (SF A) 1119	2051761	Industrial	Facilities	N/A	CC	N/A	2023	Monitor Load	N/A	N/A
POTRERO (SF A) 1119	2052695	Commercial	Business	N/A	CC	N/A	2024	Monitor Load	N/A	N/A
POTRERO (SF A) 1119	824394	Commercial	Business	N/A	CC	N/A	2023	Monitor Load	N/A	N/A
POTRERO (SF A) 1113	824333	Commercial	Business	N/A	CC	N/A	2023	Monitor Load	N/A	N/A
POTRERO (SF A) 1113	2053867	Commercial	Business	N/A	CC	N/A	2023	Monitor Load	N/A	N/A
POTRERO (SF A) 1113	2223467	Commercial	Business	N/A	CC	N/A	2024	Monitor Load	N/A	N/A
POTRERO (SF A) 1113	2223472	Industrial	Facilities	N/A	CC	N/A	2023	Monitor Load	N/A	N/A
ACTON 0402	1676332	Residential	Home Construction	N/A	CC	N/A	2023	Monitor Load	N/A	N/A
DIXON LANDING 2103	1675986	Commercial	Business	N/A	CC	N/A	2023	Monitor Load	N/A	N/A
DIXON LANDING 2103	824499	Commercial	Business	N/A	CC	N/A	2023	Monitor Load	N/A	N/A
DIXON LANDING 2103	1207500	Industrial	Facilities	N/A	CC	N/A	2023	Monitor Load	N/A	N/A
DIXON LANDING 2103	1207501	Industrial	Facilities	N/A	CC	N/A	2023	Monitor Load	N/A	N/A
DIXON LANDING 2103	1207447	Industrial	Facilities	N/A	CC	N/A	2023	Monitor Load	N/A	N/A
DIXON LANDING 2103	1671907	Industrial	Facilities	N/A	CC	N/A	2024	Monitor Load	N/A	N/A
DIXON LANDING 2103	1671908	Industrial	Facilities	N/A	CC	N/A	2025	Monitor Load	N/A	N/A
DIXON LANDING 2103	2223799	Industrial	Facilities	N/A	CC	N/A	2024	Monitor Load	N/A	N/A
DIXON LANDING 2101	824266	Commercial	Business	N/A	CC	N/A	2023	Monitor Load	N/A	N/A
DIXON LANDING 2102	2224064	Transportation	MD/HD EV	N/A	CC	10/28/2022	2024	Service Requested	N/A	N/A
MILPITAS 1103	2223781	Transportation	LD EV	N/A	CC	2/18/2021	2023	Service Requested	N/A	N/A
MILPITAS 1109	2222637	Transportation	MD/HD EV	N/A	CC	5/17/2022	2023	Service Requested	N/A	N/A

PG&E 2023 Distribution Deferral Opportunity Report (DDOR)

Appendix G: Known Load Project Tracking Data

Version Date: 8/15/2023

Public

Circuit	Unique Identifier	Type	Category	IEPR Status	Load Amount (MVA)	Initial Service Request Date	Current Expected In-Service Date	Status	Actual In-Service Date	Actual Load Amount
MILPITAS 2112	2053567	Industrial	Facilities	N/A	CC	5/6/2021	2023	Service Requested	N/A	N/A
MILPITAS 2112	2053568	Industrial	Facilities	N/A	CC	5/6/2021	2024	Service Requested	N/A	N/A
MILPITAS 2113	1999763	Industrial	Facilities	N/A	CC	N/A	2023	Monitor Load	N/A	N/A
MILPITAS 2113	1999764	Industrial	Facilities	N/A	CC	N/A	2024	Monitor Load	N/A	N/A
MILPITAS 2113	1999765	Industrial	Facilities	N/A	CC	N/A	2025	Monitor Load	N/A	N/A
MILPITAS 2114	2053716	Commercial	Business	N/A	CC	N/A	2023	Monitor Load	N/A	N/A
MILPITAS 2114	2222164	Commercial	Business	N/A	CC	N/A	2023	Monitor Load	N/A	N/A
MONTAGUE 2101	824502	Commercial	Business	N/A	CC	N/A	2023	Monitor Load	N/A	N/A
MONTAGUE 2101	1676058	Commercial	Business	N/A	CC	N/A	2024	Monitor Load	N/A	N/A
MONTAGUE 2103	2223797	Transportation	MD/HD EV	N/A	CC	10/25/2022	2024	Request Canceled	N/A	N/A
MONTAGUE 2102	1999767	Industrial	Facilities	N/A	CC	N/A	2023	Monitor Load	N/A	N/A
MONTAGUE 2107	2221957	Industrial	Facilities	N/A	CC	10/19/2020	2023	Monitor Load	N/A	N/A
MONTAGUE 2108	2054372	Transportation	MD/HD EV	N/A	CC	11/8/2021	2023	Monitor Load	N/A	N/A
MONTAGUE 2108	2223712	Industrial	Facilities	N/A	CC	5/12/2020	2023	Monitor Load	N/A	N/A
LLAGAS 2101	2223011	Transportation	MD/HD EV	N/A	CC	7/1/2022	2023	Monitor Load	N/A	N/A
LLAGAS 2101	2223800	Transportation	LD EV	N/A	CC	1/20/2022	2023	Service Requested	N/A	N/A
LLAGAS 2102	2529831	Residential	Home Construction	N/A	CC	N/A	2023	Monitor Load	N/A	N/A
LLAGAS 2103	2529813	Transportation	LD EV	N/A	CC	8/17/2022	2023	Service Requested	N/A	N/A
LLAGAS 2105	2529793	Transportation	MD/HD EV	N/A	CC	N/A	2026	Monitor Load	N/A	N/A
LLAGAS 2105	2052924	Transportation	MD/HD EV	N/A	CC	12/15/2020	2025	Monitor Load	N/A	N/A
MORGAN HILL 2104	2052410	Industrial	Facilities	N/A	CC	N/A	2023	Monitor Load	N/A	N/A
MORGAN HILL 2104	2052411	Industrial	Facilities	N/A	CC	N/A	2025	Monitor Load	N/A	N/A
MORGAN HILL 2104	2222710	Residential	Home Construction	N/A	CC	12/7/2021	2023	Service Requested	N/A	N/A
MORGAN HILL 2108	2222709	Residential	Home Construction	N/A	CC	N/A	2024	Monitor Load	N/A	N/A
MORGAN HILL 2108	2222327	Commercial	Business	N/A	CC	N/A	2023	Monitor Load	N/A	N/A
MORGAN HILL 2108	2529828	Commercial	Business	N/A	CC	N/A	2024	Monitor Load	N/A	N/A
MORGAN HILL 2108	2529681	Residential	Home Construction	N/A	CC	N/A	2024	Monitor Load	N/A	N/A
MORGAN HILL 2108	2053151	Residential	Home Construction	N/A	CC	N/A	2023	Monitor Load	N/A	N/A
MORGAN HILL 2108	1676070	Residential	Home Construction	N/A	CC	2/11/2020	2023	Monitor Load	N/A	N/A
MORGAN HILL 2108	1207420	Commercial	Business	N/A	CC	N/A	2023	Monitor Load	N/A	N/A
MORGAN HILL 2106	1676072	Industrial	Facilities	N/A	CC	N/A	2023	Monitor Load	N/A	N/A
MORGAN HILL 2106	1676069	Commercial	Business	N/A	CC	12/30/2019	2023	Service Requested	N/A	N/A
MORGAN HILL 2106	2052719	Transportation	MD/HD EV	N/A	CC	1/13/2023	2023	Service Requested	N/A	N/A
MORGAN HILL 2106	2223808	Residential	Home Construction	N/A	CC	2/7/2022	2023	Service Requested	N/A	N/A
MORGAN HILL 2109	2222965	Transportation	MD/HD EV	N/A	CC	2/15/2022	2023	Service Requested	N/A	N/A
MORGAN HILL 2109	2051800	Residential	Home Construction	N/A	CC	5/28/2020	2023	Service Requested	N/A	N/A
MORGAN HILL 2111	1207539	Commercial	Business	N/A	CC	N/A	2023	Monitor Load	N/A	N/A
STONE 1104	1672022	Commercial	Business	N/A	CC	N/A	2023	Monitor Load	N/A	N/A
FMC 1111	1672216	Transportation	MD/HD EV	N/A	CC	N/A	2023	Monitor Load	N/A	N/A
MABURY 1106	823980	Commercial	Business	N/A	CC	N/A	2023	Monitor Load	N/A	N/A

PG&E 2023 Distribution Deferral Opportunity Report (DDOR)

Appendix G: Known Load Project Tracking Data

Version Date: 8/15/2023

Public

Circuit	Unique Identifier	Type	Category	IEPR Status	Load Amount (MVA)	Initial Service Request Date	Current Expected In-Service Date	Status	Actual In-Service Date	Actual Load Amount
MC KEE 1104	2223050	Transportation	MD/HD EV	N/A	CC	7/6/2022	2023	Monitor Load	N/A	N/A
MC KEE 1103	2223438	Transportation	MD/HD EV	N/A	CC	7/12/2022	2023	Monitor Load	N/A	N/A
MC KEE 1103	2053050	Transportation	MD/HD EV	N/A	CC	1/11/2021	2024	Monitor Load	N/A	N/A
MC KEE 1108	2221954	Residential	Home Construction	N/A	CC	4/12/2021	2024	Service Requested	N/A	N/A
MC KEE 1108	2223658	Transportation	LD EV	N/A	CC	9/30/2022	2023	Service Requested	N/A	N/A
MC KEE 1111	2221486	Transportation	MD/HD EV	N/A	CC	11/15/2021	2023	Service Requested	N/A	N/A
SAN JOSE A 1111	2222047	Industrial	Facilities	N/A	CC	N/A	2024	Monitor Load	N/A	N/A
SAN JOSE A 1111	2222048	Industrial	Facilities	N/A	CC	N/A	2025	Monitor Load	N/A	N/A
SAN JOSE A 1111	2222049	Industrial	Facilities	N/A	CC	N/A	2026	Monitor Load	N/A	N/A
SAN JOSE A 1111	2222589	Residential	Home Construction	N/A	CC	N/A	2025	Monitor Load	N/A	N/A
SAN JOSE A 1110	2222591	Residential	Home Construction	N/A	CC	N/A	2025	Monitor Load	N/A	N/A
SAN JOSE B 1104	2529452	Commercial	Business	N/A	CC	N/A	2027	Monitor Load	N/A	N/A
SAN JOSE B 1104	2529453	Commercial	Business	N/A	CC	N/A	2028	Monitor Load	N/A	N/A
SAN JOSE B 1104	2529454	Commercial	Business	N/A	CC	N/A	2026	Monitor Load	N/A	N/A
SAN JOSE B 1104	2529455	Commercial	Business	N/A	CC	N/A	2027	Monitor Load	N/A	N/A
SAN JOSE B 1104	2529456	Commercial	Business	N/A	CC	N/A	2028	Monitor Load	N/A	N/A
SAN JOSE B 1104	2529457	Commercial	Business	N/A	CC	N/A	2026	Monitor Load	N/A	N/A
SAN JOSE B 1104	2529458	Commercial	Business	N/A	CC	N/A	2027	Monitor Load	N/A	N/A
SAN JOSE B 1104	2529459	Commercial	Business	N/A	CC	N/A	2028	Monitor Load	N/A	N/A
SAN JOSE B 1104	2053812	Commercial	Business	N/A	CC	N/A	2026	Monitor Load	N/A	N/A
SAN JOSE B 1103	2051892	Commercial	Business	N/A	CC	N/A	2023	Monitor Load	N/A	N/A
SAN JOSE B 1103	2529514	Residential	Home Construction	N/A	CC	N/A	2023	Monitor Load	N/A	N/A
SAN JOSE B 1101	2223486	Residential	Home Construction	N/A	CC	N/A	2025	Monitor Load	N/A	N/A
SAN JOSE B 1106	2529460	Commercial	Business	N/A	CC	3/11/2020	2025	Service Requested	N/A	N/A
SAN JOSE B 1106	2052945	Commercial	Business	N/A	CC	3/11/2020	2024	Service Requested	N/A	N/A
SAN JOSE B 1106	2222006	Commercial	Business	N/A	CC	N/A	2026	Monitor Load	N/A	N/A
SAN JOSE B 1106	2222007	Transportation	MD/HD EV	N/A	CC	N/A	2027	Monitor Load	N/A	N/A
SAN JOSE B 1108	1671832	Industrial	Facilities	N/A	CC	N/A	2023	Monitor Load	N/A	N/A
SAN JOSE B 1111	1207814	Commercial	Business	N/A	CC	N/A	2023	Monitor Load	N/A	N/A
SAN JOSE B 1113	1672188	Commercial	Business	N/A	CC	N/A	2023	Monitor Load	N/A	N/A
SAN JOSE B 1113	1675977	Commercial	Business	N/A	CC	N/A	2023	Monitor Load	N/A	N/A
SAN JOSE B 1113	2529515	Residential	Home Construction	N/A	CC	N/A	2023	Monitor Load	N/A	N/A
SAN JOSE B 1114	1207735	Commercial	Business	N/A	CC	N/A	2023	Monitor Load	N/A	N/A
SAN JOSE B 1114	2222258	Transportation	MD/HD EV	N/A	CC	3/8/2022	2023	Monitor Load	N/A	N/A
SAN JOSE B 1115	1207829	Commercial	Business	N/A	CC	2/26/2019	2026	Service Requested	N/A	N/A
SAN JOSE B 1115	1665606	Commercial	Business	N/A	CC	2/26/2019	2027	Service Requested	N/A	N/A
SAN JOSE B 1115	1665607	Commercial	Business	N/A	CC	2/26/2019	2028	Service Requested	N/A	N/A
SAN JOSE B 1115	1207731	Commercial	Business	N/A	CC	2/26/2019	2028	Service Requested	N/A	N/A
SAN JOSE B 1116	824388	Commercial	Business	N/A	CC	N/A	2024	Monitor Load	N/A	N/A
SAN JOSE B 1116	2052048	Commercial	Business	N/A	CC	N/A	2023	Monitor Load	N/A	N/A

PG&E 2023 Distribution Deferral Opportunity Report (DDOR)

Appendix G: Known Load Project Tracking Data

Version Date: 8/15/2023

Public

Circuit	Unique Identifier	Type	Category	IEPR Status	Load Amount (MVA)	Initial Service Request Date	Current Expected In-Service Date	Status	Actual In-Service Date	Actual Load Amount
NORTECH 2109	1207456	Industrial	Facilities	N/A	CC	6/19/2017	2023	Monitor Load	N/A	N/A
RIVER OAKS 2102	1672543	Industrial	Facilities	N/A	CC	N/A	2023	Monitor Load	N/A	N/A
TRIMBLE 1101	2156179	Commercial	Business	N/A	CC	6/24/2021	2023	Service Requested	N/A	N/A
TRIMBLE 1101	2053271	Transportation	MD/HD EV	N/A	CC	3/24/2021	2023	Monitor Load	N/A	N/A
TRIMBLE 1101	2223119	Industrial	Facilities	N/A	CC	3/25/2021	2023	Service Requested	N/A	N/A
TRIMBLE 1105	2221812	Transportation	MD/HD EV	N/A	CC	3/1/2021	2024	Service Requested	N/A	N/A
TRIMBLE 1106	1999861	Industrial	Facilities	N/A	CC	10/1/2020	2023	Monitor Load	N/A	N/A
TRIMBLE 2115	2053714	Commercial	Business	N/A	CC	11/20/2020	2023	Service Requested	N/A	N/A
TRIMBLE 2115	2529349	Industrial	Facilities	N/A	CC	9/16/2022	2024	Request Canceled	N/A	N/A
TRIMBLE 2115	2223996	Industrial	Facilities	N/A	CC	9/16/2022	2026	Request Canceled	N/A	N/A
TRIMBLE 2115	2223998	Industrial	Facilities	N/A	CC	5/17/2022	2024	Monitor Load	N/A	N/A
TRIMBLE 2115	2223999	Industrial	Facilities	N/A	CC	5/17/2022	2025	Monitor Load	N/A	N/A
TRIMBLE 2115	2224000	Industrial	Facilities	N/A	CC	5/17/2022	2026	Monitor Load	N/A	N/A
TRIMBLE 2115	2224001	Industrial	Facilities	N/A	CC	5/17/2022	2028	Monitor Load	N/A	N/A
TRIMBLE 2114	2224008	Commercial	Business	N/A	CC	N/A	2024	Monitor Load	N/A	N/A
TRIMBLE 2118	1207606	Commercial	Business	N/A	CC	N/A	2023	Monitor Load	N/A	N/A
TRIMBLE 2119	2222027	Industrial	Facilities	N/A	CC	N/A	2023	Monitor Load	N/A	N/A
TRIMBLE 2119	2529818	Industrial	Facilities	N/A	CC	8/10/2022	2024	Service Requested	N/A	N/A
TRIMBLE 2119	2529819	Industrial	Facilities	N/A	CC	N/A	2024	Monitor Load	N/A	N/A
TRIMBLE 2119	2529820	Industrial	Facilities	N/A	CC	8/10/2022	2025	Service Requested	N/A	N/A
TRIMBLE 2117	2223749	Industrial	Facilities	N/A	CC	N/A	2023	Monitor Load	N/A	N/A
TRIMBLE 2117	2222912	Commercial	Business	N/A	CC	10/5/2021	2023	Service Requested	N/A	N/A
TRIMBLE 2117	2222913	Commercial	Business	N/A	CC	10/5/2021	2023	Service Requested	N/A	N/A
EDENVALE 1102	2053250	Transportation	MD/HD EV	N/A	CC	2/18/2021	2023	Monitor Load	N/A	N/A
EDENVALE 2107	824419	Industrial	Facilities	N/A	CC	9/12/2018	2023	Monitor Load	N/A	N/A
EDENVALE 2107	824420	Industrial	Facilities	N/A	CC	9/12/2018	2028	Monitor Load	N/A	N/A
EDENVALE 2107	824519	Industrial	Facilities	N/A	CC	9/12/2018	2024	Monitor Load	N/A	N/A
EDENVALE 2107	824520	Industrial	Facilities	N/A	CC	9/12/2018	2025	Monitor Load	N/A	N/A
EDENVALE 2107	1676148	Industrial	Facilities	N/A	CC	9/12/2018	2027	Monitor Load	N/A	N/A
EDENVALE 2107	1676149	Industrial	Facilities	N/A	CC	9/12/2018	2026	Monitor Load	N/A	N/A
EDENVALE 2109	2223111	Transportation	MD/HD EV	N/A	CC	7/11/2022	2023	Service Requested	N/A	N/A
EDENVALE 2111	2053998	Transportation	MD/HD EV	N/A	CC	2/17/2021	2023	Service Requested	N/A	N/A
EDENVALE 2111	2222067	Transportation	MD/HD EV	N/A	CC	5/26/2021	2023	Service Requested	N/A	N/A
HICKS 2102	2053501	Transportation	MD/HD EV	N/A	CC	5/26/2021	2023	Service Requested	N/A	N/A
HICKS 2102	2053495	Residential	Home Construction	N/A	CC	4/21/2021	2023	Service Requested	N/A	N/A
HICKS 2102	2223652	Transportation	LD EV	N/A	CC	9/16/2022	2023	Service Requested	N/A	N/A
SWIFT 2106	453690	Residential	Home Construction	N/A	CC	N/A	2023	Monitor Load	N/A	N/A
SWIFT 2102	2222718	Transportation	MD/HD EV	N/A	CC	5/11/2022	2023	Monitor Load	N/A	N/A
SWIFT 2107	2052996	Transportation	MD/HD EV	N/A	CC	1/8/2021	2023	Service Requested	N/A	N/A
SWIFT 2108	2222446	Transportation	MD/HD EV	N/A	CC	9/13/2022	2023	Service Requested	N/A	N/A

PG&E 2023 Distribution Deferral Opportunity Report (DDOR)

Appendix G: Known Load Project Tracking Data

Version Date: 8/15/2023

Public

Circuit	Unique Identifier	Type	Category	IEPR Status	Load Amount (MVA)	Initial Service Request Date	Current Expected In-Service Date	Status	Actual In-Service Date	Actual Load Amount
SWIFT 2108	2223258	Transportation	MD/HD EV	N/A	CC	8/17/2022	2023	Service Requested	N/A	N/A
SWIFT 2109	2529500	Transportation	LD EV	N/A	CC	11/21/2022	2023	Monitor Load	N/A	N/A
SWIFT 2111	2223544	Transportation	MD/HD EV	N/A	CC	9/13/2022	2023	Monitor Load	N/A	N/A
ALMADEN 1102	2223206	Transportation	MD/HD EV	N/A	CC	7/26/2022	2023	Service Requested	N/A	N/A
ALMADEN 1101	2223033	Transportation	MD/HD EV	N/A	CC	7/11/2022	2023	Monitor Load	N/A	N/A
EL PATIO 1108	1676061	Residential	Home Construction	N/A	CC	N/A	2024	Monitor Load	N/A	N/A
HICKS 1112	2222538	Transportation	MD/HD EV	N/A	CC	N/A	2024	Monitor Load	N/A	N/A
HICKS 1110	2223132	Transportation	MD/HD EV	N/A	CC	5/27/2022	2023	Service Requested	N/A	N/A
HICKS 1110	2223617	Transportation	MD/HD EV	N/A	CC	8/23/2022	2023	Service Requested	N/A	N/A
HICKS 1116	2223619	Transportation	MD/HD EV	N/A	CC	9/29/2022	2023	Service Requested	N/A	N/A
APPLE HILL 1103	2529729	Energy Storage	Retail	N/A	CC	N/A	2023	Monitor Load	N/A	N/A
CATLETT 1102	2222412	Residential	Home Construction	N/A	CC	N/A	2024	Monitor Load	N/A	N/A
CATLETT 1102	2222413	Commercial	Business	N/A	CC	11/29/2021	2023	Service Requested	N/A	N/A
BRUNSWICK 1106	2222630	Transportation	MD/HD EV	N/A	CC	N/A	2023	Monitor Load	N/A	N/A
BRUNSWICK 1107	2222633	Transportation	MD/HD EV	N/A	CC	N/A	2023	Monitor Load	N/A	N/A
BRUNSWICK 1107	2222634	Transportation	MD/HD EV	N/A	CC	N/A	2023	Monitor Load	N/A	N/A
GRASS VALLEY 1101	2221891	Transportation	MD/HD EV	N/A	CC	1/3/2022	2023	Monitor Load	N/A	N/A
GRASS VALLEY 1101	2221892	Transportation	MD/HD EV	N/A	CC	N/A	2023	Monitor Load	N/A	N/A
CLARKSVILLE 2109	1676264	Industrial	Facilities	N/A	CC	9/29/2017	2023	Monitor Load	N/A	N/A
CLARKSVILLE 2110	2053865	Transportation	MD/HD EV	N/A	CC	9/13/2021	2023	Service Requested	N/A	N/A
SHINGLE SPRINGS 1103	2053559	Transportation	MD/HD EV	N/A	CC	7/9/2021	2023	Service Requested	N/A	N/A
DIAMOND SPRINGS 1107	2221942	Transportation	MD/HD EV	N/A	CC	12/28/2021	2023	Monitor Load	N/A	N/A
DIAMOND SPRINGS 1107	2223464	Transportation	MD/HD EV	N/A	CC	5/31/2022	2023	Service Requested	N/A	N/A
DIAMOND SPRINGS 1107	2529849	Transportation	MD/HD EV	N/A	CC	12/28/2022	2024	Service Requested	N/A	N/A
DIAMOND SPRINGS 1106	2222424	Industrial	Facilities	N/A	CC	10/13/2021	2023	Service Requested	N/A	N/A
PLACERVILLE 1112	2292510	Transportation	MD/HD EV	N/A	CC	8/1/2022	2023	Service Requested	N/A	N/A
PLACERVILLE 1112	1999728	Transportation	MD/HD EV	N/A	CC	N/A	2023	Monitor Load	N/A	N/A
DRUM 1101	2053625	Industrial	Facilities	N/A	CC	6/18/2020	2023	Monitor Load	N/A	N/A
SUMMIT 1101	2223696	Transportation	MD/HD EV	N/A	CC	9/12/2022	2023	Monitor Load	N/A	N/A
MARYSVILLE 1103	2529684	Residential	Home Construction	N/A	CC	2/5/2021	2023	Service Requested	N/A	N/A
OLIVEHURST 1101	2529690	Residential	Home Construction	N/A	CC	N/A	2024	Monitor Load	N/A	N/A
OLIVEHURST 1101	2529691	Residential	Home Construction	N/A	CC	N/A	2026	Monitor Load	N/A	N/A
OLIVEHURST 1101	2529686	Residential	Home Construction	N/A	CC	N/A	2024	Monitor Load	N/A	N/A
OLIVEHURST 1101	2529687	Residential	Home Construction	N/A	CC	N/A	2024	Monitor Load	N/A	N/A
OLIVEHURST 1101	2529693	Residential	Home Construction	N/A	CC	N/A	2025	Monitor Load	N/A	N/A
OLIVEHURST 1101	2529694	Residential	Home Construction	N/A	CC	N/A	2027	Monitor Load	N/A	N/A
OLIVEHURST 1103	2529685	Industrial	Facilities	N/A	CC	5/17/2022	2023	Service Requested	N/A	N/A
OLIVEHURST 1103	2221762	Transportation	MD/HD EV	N/A	CC	8/20/2021	2023	Monitor Load	N/A	N/A
BELL 1110	824529	Commercial	Business	N/A	CC	N/A	2023	Monitor Load	N/A	N/A
BELL 1109	2223857	Commercial	Business	N/A	CC	4/22/2022	2023	Monitor Load	N/A	N/A

PG&E 2023 Distribution Deferral Opportunity Report (DDOR)

Appendix G: Known Load Project Tracking Data

Version Date: 8/15/2023

Public

Circuit	Unique Identifier	Type	Category	IEPR Status	Load Amount (MVA)	Initial Service Request Date	Current Expected In-Service Date	Status	Actual In-Service Date	Actual Load Amount
PLACER 1104	2052625	Transportation	MD/HD EV	N/A	CC	10/19/2020	2023	Monitor Load	N/A	N/A
PLEASANT GROVE 2103	2053586	Residential	Home Construction	N/A	CC	N/A	2023	Monitor Load	N/A	N/A
PLEASANT GROVE 2104	2053592	Commercial	Business	N/A	CC	4/5/2021	2023	Monitor Load	N/A	N/A
PLEASANT GROVE 2104	2053594	Commercial	Business	N/A	CC	7/30/2020	2023	Monitor Load	N/A	N/A
PLEASANT GROVE 2109	2053588	Transportation	MD/HD EV	N/A	CC	6/7/2021	2023	Monitor Load	N/A	N/A
PLEASANT GROVE 2109	1999707	Residential	Home Construction	N/A	CC	N/A	2023	Monitor Load	N/A	N/A
PLEASANT GROVE 2110	2053593	Commercial	Business	N/A	CC	4/5/2021	2023	Monitor Load	N/A	N/A
PLEASANT GROVE 2110	2053624	Commercial	Business	N/A	CC	N/A	2023	Monitor Load	N/A	N/A
ROCKLIN 1102	2052967	Residential	Home Construction	N/A	CC	N/A	2023	Monitor Load	N/A	N/A
BARRY 1103	2221735	Agriculture	Agriculture	N/A	CC	4/25/2017	2023	Service Requested	N/A	N/A
BOGUE 1103	2529441	Residential	Home Construction	N/A	CC	9/3/2021	2024	Service Requested	N/A	N/A
HARTER 1104	2223874	Transportation	MD/HD EV	N/A	CC	10/20/2020	2023	Monitor Load	N/A	N/A
HARTER 1105	2529442	Residential	Home Construction	N/A	CC	11/20/2021	2024	Service Requested	N/A	N/A
LIVE OAK 1102	2222779	Transportation	MD/HD EV	N/A	CC	6/7/2022	2023	Service Requested	N/A	N/A
LIVE OAK 1102	2222780	Transportation	MD/HD EV	N/A	CC	6/7/2022	2023	Service Requested	N/A	N/A
PEASE 1103	2221632	Energy Storage	Retail	N/A	CC	12/22/2021	2023	Service Requested	N/A	N/A
FROGTOWN 1701	2221651	Transportation	MD/HD EV	N/A	CC	10/6/2021	2023	Monitor Load	N/A	N/A
FROGTOWN 1701	2052715	Industrial	Cultivation	N/A	CC	1/26/2021	2023	Service Requested	N/A	N/A
FROGTOWN 1702	2052714	Residential	Home Construction	N/A	CC	2/2/2021	2023	Monitor Load	N/A	N/A
FROGTOWN 1702	3809	Commercial	Business	N/A	CC	4/25/2016	2023	Monitor Load	N/A	N/A
STANISLAUS 1702	2052948	Industrial	Cultivation	N/A	CC	10/21/2020	2023	Monitor Load	N/A	N/A
CORRAL 1101	2052674	Industrial	Cultivation	N/A	CC	12/22/2020	2023	Service Requested	N/A	N/A
CORRAL 1101	2052503	Industrial	Cultivation	N/A	CC	11/6/2020	2023	Service Requested	N/A	N/A
CORRAL 1101	2052717	Industrial	Cultivation	N/A	CC	12/22/2020	2023	Service Requested	N/A	N/A
CORRAL 1101	2052879	Agriculture	Agriculture	N/A	CC	1/11/2021	2023	Service Requested	N/A	N/A
CORRAL 1101	2053196	Agriculture	Agriculture	N/A	CC	2/25/2021	2023	Service Requested	N/A	N/A
CALAVERAS CEMENT 1101	2052672	Industrial	Cultivation	N/A	CC	8/1/2020	2023	Service Requested	N/A	N/A
CALAVERAS CEMENT 1101	2053172	Industrial	Cultivation	N/A	CC	2/23/2021	2023	Service Requested	N/A	N/A
NORTH BRANCH 1101	2221652	Industrial	Cultivation	N/A	CC	5/19/2021	2023	Service Requested	N/A	N/A
WEST POINT 1102	2221650	Industrial	Cultivation	N/A	CC	12/18/2020	2023	Service Requested	N/A	N/A
LOCKEFORD 2102	2054016	Agriculture	Agriculture	N/A	CC	10/6/2021	2023	Monitor Load	N/A	N/A
LOCKEFORD 2102	1999780	Agriculture	Agriculture	N/A	CC	8/27/2020	2023	Monitor Load	N/A	N/A
LOCKEFORD 2102	2052516	Agriculture	Agriculture	N/A	CC	12/26/2020	2023	Service Requested	N/A	N/A
LOCKEFORD 2102	1675960	Agriculture	Agriculture	N/A	CC	4/14/2020	2023	Monitor Load	N/A	N/A
LOCKEFORD 2102	2223263	Agriculture	Agriculture	N/A	CC	3/5/2022	2023	Monitor Load	N/A	N/A
LOCKEFORD 2102	2529516	Agriculture	Agriculture	N/A	CC	7/8/2022	2024	Service Requested	N/A	N/A
LOCKEFORD 2102	2529520	Agriculture	Agriculture	N/A	CC	8/17/2022	2024	Monitor Load	N/A	N/A
LOCKEFORD 2102	2529558	Agriculture	Agriculture	N/A	CC	9/16/2022	2024	Service Requested	N/A	N/A
LOCKEFORD 2102	2223809	Agriculture	Agriculture	N/A	CC	8/17/2022	2024	Monitor Load	N/A	N/A
LOCKEFORD 2102	2223955	Agriculture	Agriculture	N/A	CC	12/26/2020	2024	Service Requested	N/A	N/A

PG&E 2023 Distribution Deferral Opportunity Report (DDOR)

Appendix G: Known Load Project Tracking Data

Version Date: 8/15/2023

Public

Circuit	Unique Identifier	Type	Category	IEPR Status	Load Amount (MVA)	Initial Service Request Date	Current Expected In-Service Date	Status	Actual In-Service Date	Actual Load Amount
LOCKEFORD 2101	2052501	Residential	Home Construction	N/A	CC	9/25/2020	2023	Monitor Load	N/A	N/A
LOCKEFORD 2101	2052515	Industrial	Facilities	N/A	CC	11/10/2020	2023	Monitor Load	N/A	N/A
LOCKEFORD 2101	2052675	Residential	Home Construction	N/A	CC	12/1/2020	2023	Monitor Load	N/A	N/A
LOCKEFORD 2101	2052676	Agriculture	Agriculture	N/A	CC	12/1/2020	2023	Monitor Load	N/A	N/A
LODI 1102	1672535	Residential	Home Construction	N/A	CC	N/A	2023	Monitor Load	N/A	N/A
NEW HOPE 1102	2529416	Agriculture	Agriculture	N/A	CC	6/7/2022	2024	Service Requested	N/A	N/A
NEW HOPE 1101	2529654	Agriculture	Agriculture	N/A	CC	11/28/2022	2024	Monitor Load	N/A	N/A
NEW HOPE 1101	2051826	Industrial	Facilities	N/A	CC	11/6/2019	2023	Service Requested	N/A	N/A
TERMINOUS 1103	1675957	Commercial	Business	N/A	CC	5/7/2020	2023	Monitor Load	N/A	N/A
TERMINOUS 1103	2222344	Agriculture	Agriculture	N/A	CC	3/14/2022	2023	Monitor Load	N/A	N/A
TERMINOUS 1102	2052432	Commercial	Business	N/A	CC	7/31/2020	2023	Monitor Load	N/A	N/A
MANTECA 1703	2052495	Residential	Home Construction	N/A	CC	N/A	2023	Monitor Load	N/A	N/A
MANTECA 1703	2222908	Transportation	MD/HD EV	N/A	CC	6/27/2022	2023	Service Requested	N/A	N/A
MANTECA 1706	2051828	Transportation	MD/HD EV	N/A	CC	10/14/2020	2023	Monitor Load	N/A	N/A
MANTECA 1707	2053260	Commercial	Business	N/A	CC	4/5/2021	2023	Monitor Load	N/A	N/A
MANTECA 1707	2223827	Commercial	Business	N/A	CC	2/24/2022	2023	Service Requested	N/A	N/A
RIPON 1702	2223826	Transportation	MD/HD EV	N/A	CC	10/20/2022	2023	Service Requested	N/A	N/A
VIERRA 1701	1092935	Industrial	Facilities	N/A	CC	8/28/2015	2023	Service Requested	N/A	N/A
VIERRA 1702	2052421	Industrial	Facilities	N/A	CC	12/10/2020	2024	Service Requested	N/A	N/A
VIERRA 1702	2529564	Transportation	MD/HD EV	N/A	CC	7/11/2022	2023	Service Requested	N/A	N/A
CHANNEL 1101	2223812	Commercial	Business	N/A	CC	4/16/2021	2023	Monitor Load	N/A	N/A
CHEROKEE 1101	2054303	Commercial	Business	N/A	CC	7/15/2020	2023	Monitor Load	N/A	N/A
CHEROKEE 1101	2054305	Commercial	Business	N/A	CC	8/6/2021	2023	Monitor Load	N/A	N/A
CHEROKEE 1101	2221807	Commercial	Business	N/A	CC	N/A	2023	Monitor Load	N/A	N/A
CHEROKEE 1102	2054307	Commercial	Business	N/A	CC	8/4/2021	2023	Monitor Load	N/A	N/A
COUNTRY CLUB 1102	2054308	Commercial	Business	N/A	CC	4/7/2021	2023	Service Requested	N/A	N/A
COUNTRY CLUB 1102	2221784	Commercial	Business	N/A	CC	N/A	2023	Monitor Load	N/A	N/A
STAGG 1103	2054311	Commercial	Business	N/A	CC	N/A	2023	Monitor Load	N/A	N/A
WATERLOO 1101	2052028	Agriculture	Agriculture	N/A	CC	6/29/2020	2023	Monitor Load	N/A	N/A
WEST LANE 1102	2052029	Transportation	LD EV	N/A	CC	N/A	2023	Monitor Load	N/A	N/A
EIGHT MILE 2103	2052021	Agriculture	Agriculture	N/A	CC	7/20/2020	2023	Service Requested	N/A	N/A
EIGHT MILE 2103	2221779	Residential	Home Construction	N/A	CC	8/27/2021	2023	Service Requested	N/A	N/A
EIGHT MILE 2103	2223887	Residential	Home Construction	N/A	CC	8/27/2021	2024	Service Requested	N/A	N/A
EIGHT MILE 2103	2223888	Residential	Home Construction	N/A	CC	8/27/2021	2025	Service Requested	N/A	N/A
EIGHT MILE 2102	2054287	Commercial	Business	N/A	CC	1/8/2021	2023	Monitor Load	N/A	N/A
EIGHT MILE 2102	2052020	Residential	Home Construction	N/A	CC	7/25/2020	2023	Monitor Load	N/A	N/A
EIGHT MILE 2102	1672559	Commercial	Business	N/A	CC	10/30/2019	2023	Monitor Load	N/A	N/A
MOSHER 2105	2054297	Transportation	MD/HD EV	N/A	CC	2/11/2021	2023	Service Requested	N/A	N/A
MOSHER 2105	2221782	Commercial	Business	N/A	CC	9/10/2021	2023	Service Requested	N/A	N/A
MOSHER 2108	2054298	Residential	Home Construction	N/A	CC	N/A	2023	Monitor Load	N/A	N/A

PG&E 2023 Distribution Deferral Opportunity Report (DDOR)

Appendix G: Known Load Project Tracking Data

Version Date: 8/15/2023

Public

Circuit	Unique Identifier	Type	Category	IEPR Status	Load Amount (MVA)	Initial Service Request Date	Current Expected In-Service Date	Status	Actual In-Service Date	Actual Load Amount
MOSHER 2108	2052022	Transportation	LD EV	N/A	CC	8/20/2020	2023	Service Requested	N/A	N/A
STAGG 2103	2054299	Commercial	Business	N/A	CC	8/12/2021	2023	Service Requested	N/A	N/A
STAGG 2105	2052024	Transportation	MD/HD EV	N/A	CC	11/23/2020	2023	Monitor Load	N/A	N/A
STAGG 2104	2054300	Transportation	LD EV	N/A	CC	11/23/2020	2023	Service Requested	N/A	N/A
STAGG 2104	2054301	Transportation	LD EV	N/A	CC	11/23/2020	2023	Monitor Load	N/A	N/A
STAGG 2104	2054302	Commercial	Business	N/A	CC	9/10/2020	2023	Monitor Load	N/A	N/A
EAST STOCKTON 1101	2222802	Commercial	Business	N/A	CC	2/1/2022	2023	Service Requested	N/A	N/A
EAST STOCKTON 1101	2053893	Industrial	Facilities	N/A	CC	N/A	2023	Monitor Load	N/A	N/A
FRENCH CAMP 1102	2052915	Agriculture	Agriculture	N/A	CC	7/9/2019	2023	Monitor Load	N/A	N/A
FRENCH CAMP 1102	2222797	Agriculture	Agriculture	N/A	CC	12/7/2021	2023	Service Requested	N/A	N/A
FRENCH CAMP 1102	2223182	Commercial	Business	N/A	CC	3/24/2022	2023	Service Requested	N/A	N/A
FRENCH CAMP 1101	2223107	Transportation	MD/HD EV	N/A	CC	N/A	2025	Monitor Load	N/A	N/A
FRENCH CAMP 1101	2223735	Transportation	MD/HD EV	N/A	CC	10/20/2022	2025	Monitor Load	N/A	N/A
FRENCH CAMP 1101	2053015	Residential	Home Construction	N/A	CC	9/22/2020	2023	Monitor Load	N/A	N/A
FRENCH CAMP 1103	1676284	Commercial	Business	N/A	CC	6/24/2020	2023	Service Requested	N/A	N/A
ROUGH AND READY ISLA 1103	1676281	Industrial	Facilities	N/A	CC	2/14/2020	2023	Monitor Load	N/A	N/A
ROUGH AND READY ISLA 1103	1665610	Agriculture	Agriculture	N/A	CC	10/5/2018	2023	Monitor Load	N/A	N/A
ROUGH AND READY ISLA 1103	2053161	Industrial	Facilities	N/A	CC	N/A	2023	Monitor Load	N/A	N/A
ROUGH AND READY ISLA 1103	1676427	Industrial	Facilities	N/A	CC	11/28/2018	2023	Monitor Load	N/A	N/A
ROUGH AND READY ISLA 1103	2053911	Industrial	Facilities	N/A	CC	N/A	2023	Monitor Load	N/A	N/A
ROUGH AND READY ISLA 1103	2053912	Commercial	Business	N/A	CC	8/2/2021	2023	Monitor Load	N/A	N/A
ROUGH AND READY ISLA 1103	2222358	Agriculture	Agriculture	N/A	CC	1/18/2022	2023	Monitor Load	N/A	N/A
STOCKTON A 1105	2052920	Commercial	Business	N/A	CC	N/A	2023	Monitor Load	N/A	N/A
STOCKTON A 1104	1665612	Commercial	Business	N/A	CC	1/23/2018	2023	Monitor Load	N/A	N/A
STOCKTON A 1104	2053318	Commercial	Business	N/A	CC	11/25/2020	2023	Service Requested	N/A	N/A
STOCKTON A 1104	2222445	Commercial	Business	N/A	CC	1/6/2022	2023	Service Requested	N/A	N/A
STOCKTON A 1102	2222567	Transportation	MD/HD EV	N/A	CC	4/15/2022	2023	Service Requested	N/A	N/A
STOCKTON A 1102	2222801	Commercial	Business	N/A	CC	2/22/2022	2023	Monitor Load	N/A	N/A
STOCKTON A 1102	2223579	Commercial	Business	N/A	CC	1/24/2022	2023	Service Requested	N/A	N/A
STOCKTON A 1102	2053913	Commercial	Business	N/A	CC	6/26/2021	2023	Service Requested	N/A	N/A
STOCKTON A 1102	2053914	Commercial	Business	N/A	CC	6/1/2021	2023	Service Requested	N/A	N/A
STOCKTON A 1101	1665611	Commercial	Business	N/A	CC	3/5/2018	2023	Monitor Load	N/A	N/A
STOCKTON A 1101	2052970	Commercial	Business	N/A	CC	12/8/2020	2023	Monitor Load	N/A	N/A
STOCKTON A 1108	2051817	Industrial	Facilities	N/A	CC	1/26/2016	2024	Service Requested	N/A	N/A
STOCKTON A 1108	2223692	Transportation	MD/HD EV	N/A	CC	N/A	2024	Monitor Load	N/A	N/A
STOCKTON A 1108	2222490	Commercial	Business	N/A	CC	N/A	2023	Monitor Load	N/A	N/A
STOCKTON A 1107	2222540	Transportation	MD/HD EV	N/A	CC	12/22/2021	2023	Service Requested	N/A	N/A
STOCKTON A 1107	2222541	Commercial	Business	N/A	CC	N/A	2023	Monitor Load	N/A	N/A
STOCKTON A 1107	2223723	Transportation	MD/HD EV	N/A	CC	7/6/2022	2023	Monitor Load	N/A	N/A
STOCKTON A 1107	2529571	Commercial	Business	N/A	CC	11/11/2022	2024	Service Requested	N/A	N/A

PG&E 2023 Distribution Deferral Opportunity Report (DDOR)

Appendix G: Known Load Project Tracking Data

Version Date: 8/15/2023

Public

Circuit	Unique Identifier	Type	Category	IEPR Status	Load Amount (MVA)	Initial Service Request Date	Current Expected In-Service Date	Status	Actual In-Service Date	Actual Load Amount
STOCKTON A 1107	2052919	Transportation	MD/HD EV	N/A	CC	9/11/2020	2023	Monitor Load	N/A	N/A
STOCKTON A 1107	1676363	Commercial	Business	N/A	CC	N/A	2023	Monitor Load	N/A	N/A
STOCKTON A 1106	2222796	Transportation	MD/HD EV	N/A	CC	10/13/2021	2023	Monitor Load	N/A	N/A
STOCKTON A 1109	2053433	Transportation	MD/HD EV	N/A	CC	6/7/2021	2023	Service Requested	N/A	N/A
STOCKTON A 1110	2053266	Transportation	MD/HD EV	N/A	CC	5/18/2021	2023	Monitor Load	N/A	N/A
WEBER 1105	2053920	Transportation	MD/HD EV	N/A	CC	5/18/2021	2023	Service Requested	N/A	N/A
WEBER 1105	2053921	Commercial	Business	N/A	CC	6/11/2021	2023	Service Requested	N/A	N/A
WEBER 1105	2223693	Commercial	Business	N/A	CC	N/A	2024	Monitor Load	N/A	N/A
WEBER 1114	2053777	Transportation	MD/HD EV	N/A	CC	N/A	2023	Monitor Load	N/A	N/A
WEBER 1114	1999814	Industrial	Facilities	N/A	CC	9/14/2020	2023	Monitor Load	N/A	N/A
WEBER 1107	2053297	Industrial	Facilities	N/A	CC	N/A	2023	Monitor Load	N/A	N/A
WEBER 1108	2053084	Industrial	Facilities	N/A	CC	N/A	2023	Monitor Load	N/A	N/A
WEBER 1108	823751	Industrial	Facilities	N/A	CC	8/16/2017	2023	Monitor Load	N/A	N/A
WEBER 1108	2223480	Industrial	Facilities	N/A	CC	N/A	2023	Monitor Load	N/A	N/A
WEBER 1108	2223504	Industrial	Facilities	N/A	CC	N/A	2024	Monitor Load	N/A	N/A
WEBER 1102	2052917	Agriculture	Agriculture	N/A	CC	N/A	2023	Monitor Load	N/A	N/A
WEBER 1102	2052635	Industrial	Facilities	N/A	CC	11/13/2020	2023	Monitor Load	N/A	N/A
WEBER 1102	2052814	Industrial	Facilities	N/A	CC	1/4/2021	2023	Monitor Load	N/A	N/A
WEBER 1103	1207477	Industrial	Facilities	N/A	CC	N/A	2023	Monitor Load	N/A	N/A
EAST STOCKTON 0402	2223655	Residential	Home Construction	N/A	CC	2/9/2022	2023	Request Canceled	N/A	N/A
HARDING 0402	2051829	Residential	Home Construction	N/A	CC	9/8/2020	2023	Service Requested	N/A	N/A
MONARCH 0401	2529420	Commercial	Business	N/A	CC	7/7/2022	2023	Service Requested	N/A	N/A
CARBONA 1104	2222579	Agriculture	Agriculture	N/A	CC	1/10/2022	2023	Service Requested	N/A	N/A
CARBONA 1101	2223861	Residential	Home Construction	N/A	CC	N/A	2023	Monitor Load	N/A	N/A
CARBONA 1101	2223862	Residential	Home Construction	N/A	CC	N/A	2023	Monitor Load	N/A	N/A
CARBONA 1101	2223883	Residential	Home Construction	N/A	CC	N/A	2029	Monitor Load	N/A	N/A
CARBONA 1101	2223884	Residential	Home Construction	N/A	CC	N/A	2030	Monitor Load	N/A	N/A
CARBONA 1101	2223875	Residential	Home Construction	N/A	CC	7/6/2022	2024	Service Requested	N/A	N/A
CARBONA 1101	2223876	Residential	Home Construction	N/A	CC	8/10/2022	2024	Service Requested	N/A	N/A
CARBONA 1101	2223878	Residential	Home Construction	N/A	CC	N/A	2024	Monitor Load	N/A	N/A
CARBONA 1101	2223879	Residential	Home Construction	N/A	CC	10/7/2022	2025	Service Requested	N/A	N/A
CARBONA 1101	2223881	Residential	Home Construction	N/A	CC	N/A	2028	Monitor Load	N/A	N/A
CARBONA 1101	2223866	Residential	Home Construction	N/A	CC	2/16/2021	2023	Monitor Load	N/A	N/A
CARBONA 1101	2223867	Residential	Home Construction	N/A	CC	2/16/2021	2023	Monitor Load	N/A	N/A
CARBONA 1101	2223868	Residential	Home Construction	N/A	CC	N/A	2023	Monitor Load	N/A	N/A
CARBONA 1101	2223869	Residential	Home Construction	N/A	CC	N/A	2023	Monitor Load	N/A	N/A
CARBONA 1101	2223870	Residential	Home Construction	N/A	CC	1/10/2022	2024	Service Requested	N/A	N/A
CARBONA 1101	2223871	Residential	Home Construction	N/A	CC	5/12/2022	2026	Service Requested	N/A	N/A
CARBONA 1101	2223872	Residential	Home Construction	N/A	CC	4/8/2022	2024	Service Requested	N/A	N/A
CARBONA 1101	2223873	Residential	Home Construction	N/A	CC	6/9/2022	2024	Service Requested	N/A	N/A

PG&E 2023 Distribution Deferral Opportunity Report (DDOR)

Appendix G: Known Load Project Tracking Data

Version Date: 8/15/2023

Public

Circuit	Unique Identifier	Type	Category	IEPR Status	Load Amount (MVA)	Initial Service Request Date	Current Expected In-Service Date	Status	Actual In-Service Date	Actual Load Amount
HERDLYN 1103	1676125	Agriculture	Agriculture	N/A	CC	5/5/2020	2023	Service Requested	N/A	N/A
HERDLYN 1102	2052517	Industrial	Cultivation	N/A	CC	N/A	2023	Monitor Load	N/A	N/A
HERDLYN 1102	2221964	Industrial	Facilities	N/A	CC	5/18/2021	2023	Service Requested	N/A	N/A
LAMMERS 1101	1676123	Industrial	Facilities	N/A	CC	N/A	2023	Monitor Load	N/A	N/A
LAMMERS 1102	2223851	Residential	Home Construction	N/A	CC	N/A	2023	Monitor Load	N/A	N/A
LAMMERS 1102	2529578	Residential	Home Construction	N/A	CC	N/A	2024	Monitor Load	N/A	N/A
TRACY 1102	2223678	Industrial	Facilities	N/A	CC	8/18/2021	2023	Service Requested	N/A	N/A
TRACY 1102	2052520	Industrial	Facilities	N/A	CC	N/A	2024	Monitor Load	N/A	N/A
TRACY 1102	2052521	Industrial	Facilities	N/A	CC	N/A	2023	Monitor Load	N/A	N/A
TRACY 1102	2052523	Transportation	MD/HD EV	N/A	CC	9/17/2020	2023	Monitor Load	N/A	N/A
TRACY 1102	2052524	Transportation	MD/HD EV	N/A	CC	9/17/2020	2024	Monitor Load	N/A	N/A
TRACY 1102	2052525	Transportation	MD/HD EV	N/A	CC	9/17/2020	2025	Monitor Load	N/A	N/A
TRACY 1102	2053585	Commercial	Business	N/A	CC	6/2/2020	2023	Monitor Load	N/A	N/A
TRACY 1107	2223348	Transportation	MD/HD EV	N/A	CC	N/A	2023	Monitor Load	N/A	N/A
TRACY 1107	2529483	Transportation	MD/HD EV	N/A	CC	N/A	2026	Monitor Load	N/A	N/A
TRACY 1106	2223478	Commercial	Business	N/A	CC	12/3/2019	2023	Monitor Load	N/A	N/A
TRACY 1106	2223479	Commercial	Business	N/A	CC	8/30/2022	2023	Service Requested	N/A	N/A
ATWATER 1102	2224045	Agriculture	Agriculture	N/A	CC	6/7/2021	2023	Monitor Load	N/A	N/A
ATWATER 1102	2224048	Agriculture	Agriculture	N/A	CC	11/12/2021	2023	Service Requested	N/A	N/A
ATWATER 1102	2224049	Agriculture	Agriculture	N/A	CC	11/12/2021	2023	Service Requested	N/A	N/A
ATWATER 1102	2224050	Agriculture	Agriculture	N/A	CC	3/18/2022	2023	Monitor Load	N/A	N/A
ATWATER 1102	2224051	Agriculture	Agriculture	N/A	CC	7/18/2022	2023	Monitor Load	N/A	N/A
ATWATER 1102	2224052	Agriculture	Agriculture	N/A	CC	6/21/2022	2023	Service Requested	N/A	N/A
ATWATER 1102	2224054	Agriculture	Agriculture	N/A	CC	7/5/2022	2023	Service Requested	N/A	N/A
ATWATER 1107	2224055	Agriculture	Agriculture	N/A	CC	5/24/2021	2023	Monitor Load	N/A	N/A
ATWATER 1106	2397467	Residential	Home Construction	N/A	CC	N/A	2023	Monitor Load	N/A	N/A
CRESSEY 2103	2224056	Agriculture	Agriculture	N/A	CC	3/24/2022	2023	Monitor Load	N/A	N/A
CRESSEY 2104	2224057	Agriculture	Agriculture	N/A	CC	2/16/2022	2023	Monitor Load	N/A	N/A
LIVINGSTON 1101	2224065	Agriculture	Agriculture	N/A	CC	1/11/2022	2023	Monitor Load	N/A	N/A
LIVINGSTON 1105	2224067	Agriculture	Agriculture	N/A	CC	6/15/2021	2023	Monitor Load	N/A	N/A
LIVINGSTON 1105	2224068	Agriculture	Agriculture	N/A	CC	8/29/2022	2023	Service Requested	N/A	N/A
LIVINGSTON 1104	2224066	Agriculture	Agriculture	N/A	CC	11/2/2021	2023	Service Requested	N/A	N/A
CANAL 1104	2223967	Residential	Home Construction	N/A	CC	10/21/2022	2023	Service Requested	N/A	N/A
CANAL 1104	2223126	Commercial	Business	N/A	CC	5/24/2022	2023	Service Requested	N/A	N/A
CANAL 1104	2222397	Commercial	Business	N/A	CC	N/A	2023	Monitor Load	N/A	N/A
CANAL 1101	2222333	Agriculture	Agriculture	N/A	CC	3/7/2022	2023	Service Requested	N/A	N/A
CANAL 1101	2223260	Agriculture	Agriculture	N/A	CC	6/14/2022	2023	Service Requested	N/A	N/A
CANAL 1101	2223938	Industrial	Other	N/A	CC	5/11/2022	2023	Service Requested	N/A	N/A
CANAL 1101	2054234	Residential	Home Construction	N/A	CC	5/4/2021	2023	Monitor Load	N/A	N/A
CANAL 1101	2054237	Agriculture	Agriculture	N/A	CC	3/16/2021	2023	Monitor Load	N/A	N/A

PG&E 2023 Distribution Deferral Opportunity Report (DDOR)

Appendix G: Known Load Project Tracking Data

Version Date: 8/15/2023

Public

Circuit	Unique Identifier	Type	Category	IEPR Status	Load Amount (MVA)	Initial Service Request Date	Current Expected In-Service Date	Status	Actual In-Service Date	Actual Load Amount
CANAL 1101	2054238	Residential	Home Construction	N/A	CC	N/A	2023	Monitor Load	N/A	N/A
CANAL 1101	2054239	Residential	Home Construction	N/A	CC	N/A	2024	Monitor Load	N/A	N/A
CANAL 1101	2054241	Residential	Home Construction	N/A	CC	N/A	2025	Monitor Load	N/A	N/A
CANAL 1101	2221879	Residential	Home Construction	N/A	CC	N/A	2023	Monitor Load	N/A	N/A
CANAL 1101	2221880	Residential	Home Construction	N/A	CC	N/A	2023	Monitor Load	N/A	N/A
CANAL 1101	2221881	Residential	Home Construction	N/A	CC	N/A	2024	Monitor Load	N/A	N/A
CANAL 1101	2221785	Residential	Home Construction	N/A	CC	12/27/2018	2023	Monitor Load	N/A	N/A
CANAL 1101	2221786	Residential	Home Construction	N/A	CC	12/27/2018	2024	Monitor Load	N/A	N/A
CANAL 1101	2221787	Residential	Home Construction	N/A	CC	12/27/2018	2025	Monitor Load	N/A	N/A
CANAL 1101	2221788	Residential	Home Construction	N/A	CC	5/4/2021	2023	Monitor Load	N/A	N/A
CANAL 1101	2221793	Residential	Home Construction	N/A	CC	N/A	2024	Monitor Load	N/A	N/A
CANAL 1101	2221794	Residential	Home Construction	N/A	CC	N/A	2023	Monitor Load	N/A	N/A
CANAL 1101	2221796	Industrial	Facilities	N/A	CC	N/A	2025	Monitor Load	N/A	N/A
CANAL 1106	2222253	Commercial	Business	N/A	CC	2/25/2020	2023	Monitor Load	N/A	N/A
CANAL 1106	2222229	Commercial	Business	N/A	CC	8/13/2021	2023	Service Requested	N/A	N/A
CANAL 1106	2054243	Transportation	MD/HD EV	N/A	CC	3/10/2020	2023	Service Requested	N/A	N/A
CANAL 1106	2054245	Agriculture	Agriculture	N/A	CC	12/21/2020	2023	Monitor Load	N/A	N/A
CANAL 1106	1672262	Transportation	MD/HD EV	N/A	CC	3/10/2020	2023	Service Requested	N/A	N/A
CANAL 1103	2052010	Residential	Home Construction	N/A	CC	N/A	2023	Monitor Load	N/A	N/A
CANAL 1103	2054249	Agriculture	Agriculture	N/A	CC	12/19/2020	2023	Monitor Load	N/A	N/A
CANAL 1103	2054251	Agriculture	Agriculture	N/A	CC	3/10/2021	2023	Service Requested	N/A	N/A
CANAL 1103	2054252	Agriculture	Agriculture	N/A	CC	4/30/2021	2023	Service Requested	N/A	N/A
ORTIGA 1105	2054256	Agriculture	Agriculture	N/A	CC	11/5/2020	2023	Monitor Load	N/A	N/A
ORTIGA 1105	2221800	Residential	Home Construction	N/A	CC	N/A	2023	Monitor Load	N/A	N/A
ORTIGA 1105	2221801	Residential	Home Construction	N/A	CC	N/A	2024	Monitor Load	N/A	N/A
ORTIGA 1105	2221802	Residential	Home Construction	N/A	CC	N/A	2025	Monitor Load	N/A	N/A
ORTIGA 1105	2223110	Industrial	Facilities	N/A	CC	6/10/2022	2023	Service Requested	N/A	N/A
ORTIGA 1105	2222840	Agriculture	Agriculture	N/A	CC	3/7/2022	2023	Service Requested	N/A	N/A
ORTIGA 1106	2223340	Agriculture	Agriculture	N/A	CC	7/20/2022	2023	Monitor Load	N/A	N/A
ORTIGA 1106	2054263	Agriculture	Agriculture	N/A	CC	2/18/2021	2023	Service Requested	N/A	N/A
ORTIGA 1106	2222284	Energy Storage	Retail	N/A	CC	3/18/2022	2023	Monitor Load	N/A	N/A
SANTA NELLA 1101	1672264	Transportation	MD/HD EV	N/A	CC	3/10/2020	2023	Service Requested	N/A	N/A
SANTA NELLA 1101	1672269	Transportation	MD/HD EV	N/A	CC	3/10/2020	2023	Service Requested	N/A	N/A
SANTA NELLA 1101	2223475	Transportation	MD/HD EV	N/A	CC	3/28/2022	2023	Service Requested	N/A	N/A
SANTA NELLA 1101	2223476	Transportation	MD/HD EV	N/A	CC	3/28/2022	2026	Service Requested	N/A	N/A
SANTA NELLA 1101	2222823	Commercial	Business	N/A	CC	4/29/2022	2023	Service Requested	N/A	N/A
SANTA NELLA 1101	2529655	Industrial	Facilities	N/A	CC	N/A	2024	Monitor Load	N/A	N/A
WRIGHT 1110	2222395	Agriculture	Agriculture	N/A	CC	9/11/2021	2023	Service Requested	N/A	N/A
CHOWCHILLA 1103	2054452	Agriculture	Agriculture	N/A	CC	11/2/2021	2023	Monitor Load	N/A	N/A
CHOWCHILLA 1103	2053578	Agriculture	Agriculture	N/A	CC	N/A	2023	Monitor Load	N/A	N/A

PG&E 2023 Distribution Deferral Opportunity Report (DDOR)

Appendix G: Known Load Project Tracking Data

Version Date: 8/15/2023

Public

Circuit	Unique Identifier	Type	Category	IEPR Status	Load Amount (MVA)	Initial Service Request Date	Current Expected In-Service Date	Status	Actual In-Service Date	Actual Load Amount
CHOWCHILLA 1103	2223243	Agriculture	Agriculture	N/A	CC	7/19/2022	2023	Service Requested	N/A	N/A
CHOWCHILLA 1104	2223663	Industrial	Facilities	N/A	CC	3/18/2021	2024	Service Requested	N/A	N/A
CHOWCHILLA 1104	2223654	Agriculture	Agriculture	N/A	CC	5/31/2022	2024	Service Requested	N/A	N/A
CHOWCHILLA 1104	2222568	Agriculture	Agriculture	N/A	CC	2/2/2022	2023	Service Requested	N/A	N/A
CHOWCHILLA 1104	2223016	Agriculture	Agriculture	N/A	CC	5/31/2022	2023	Service Requested	N/A	N/A
CHOWCHILLA 1104	2053443	Agriculture	Agriculture	N/A	CC	9/3/2021	2023	Monitor Load	N/A	N/A
CHOWCHILLA 1104	2052927	Industrial	Facilities	N/A	CC	3/18/2021	2023	Service Requested	N/A	N/A
CHOWCHILLA 1106	1676381	Agriculture	Agriculture	N/A	CC	6/22/2021	2023	Monitor Load	N/A	N/A
CHOWCHILLA 1106	2222657	Agriculture	Agriculture	N/A	CC	4/21/2022	2023	Monitor Load	N/A	N/A
CHOWCHILLA 1105	2223643	Commercial	Business	N/A	CC	12/18/2017	2023	Monitor Load	N/A	N/A
CHOWCHILLA 1105	2223262	Industrial	Facilities	N/A	CC	6/1/2022	2023	Service Requested	N/A	N/A
DAIRYLAND 1102	2222423	Agriculture	Agriculture	N/A	CC	12/21/2021	2023	Monitor Load	N/A	N/A
DAIRYLAND 1102	2052929	Agriculture	Agriculture	N/A	CC	8/20/2021	2023	Monitor Load	N/A	N/A
DAIRYLAND 1113	2053373	Agriculture	Agriculture	N/A	CC	N/A	2023	Monitor Load	N/A	N/A
DAIRYLAND 1113	2054320	Agriculture	Agriculture	N/A	CC	9/2/2021	2023	Monitor Load	N/A	N/A
DAIRYLAND 1113	2222298	Agriculture	Agriculture	N/A	CC	10/14/2021	2024	Service Requested	N/A	N/A
DAIRYLAND 1113	2222921	Agriculture	Agriculture	N/A	CC	5/12/2022	2023	Monitor Load	N/A	N/A
DAIRYLAND 1109	2223573	Agriculture	Agriculture	N/A	CC	7/14/2022	2023	Service Requested	N/A	N/A
DAIRYLAND 1109	2054196	Agriculture	Agriculture	N/A	CC	8/31/2021	2023	Monitor Load	N/A	N/A
DAIRYLAND 1109	2052931	Agriculture	Agriculture	N/A	CC	5/3/2021	2023	Monitor Load	N/A	N/A
DAIRYLAND 1109	1676398	Agriculture	Agriculture	N/A	CC	9/11/2020	2023	Monitor Load	N/A	N/A
DAIRYLAND 1109	1676013	Agriculture	Agriculture	N/A	CC	N/A	2023	Monitor Load	N/A	N/A
DAIRYLAND 1105	2222790	Agriculture	Agriculture	N/A	CC	7/29/2022	2023	Service Requested	N/A	N/A
EL NIDO 1102	2222795	Agriculture	Agriculture	N/A	CC	6/21/2022	2023	Service Requested	N/A	N/A
EL NIDO 1102	2222909	Agriculture	Agriculture	N/A	CC	3/29/2022	2023	Service Requested	N/A	N/A
EL NIDO 1102	824119	Commercial	Business	N/A	CC	5/26/2017	2023	Monitor Load	N/A	N/A
EL NIDO 1102	1676385	Agriculture	Agriculture	N/A	CC	4/21/2020	2023	Service Requested	N/A	N/A
EL NIDO 1102	1676395	Agriculture	Agriculture	N/A	CC	10/20/2020	2023	Monitor Load	N/A	N/A
EL NIDO 1102	2053949	Agriculture	Agriculture	N/A	CC	N/A	2023	Monitor Load	N/A	N/A
EL NIDO 1104	2222299	Agriculture	Agriculture	N/A	CC	1/28/2022	2024	Monitor Load	N/A	N/A
EL NIDO 1104	2052530	Agriculture	Agriculture	N/A	CC	9/8/2021	2023	Monitor Load	N/A	N/A
EL NIDO 1104	2052932	Agriculture	Agriculture	N/A	CC	7/26/2021	2024	Service Requested	N/A	N/A
EL NIDO 1103	824462	Agriculture	Agriculture	N/A	CC	N/A	2023	Monitor Load	N/A	N/A
EL NIDO 1103	2223463	Agriculture	Agriculture	N/A	CC	7/28/2022	2023	Monitor Load	N/A	N/A
EL NIDO 1101	2223596	Agriculture	Agriculture	N/A	CC	6/20/2022	2024	Monitor Load	N/A	N/A
EL NIDO 1101	2221834	Agriculture	Agriculture	N/A	CC	11/18/2021	2023	Service Requested	N/A	N/A
LE GRAND 1110	2052928	Agriculture	Agriculture	N/A	CC	3/30/2021	2023	Monitor Load	N/A	N/A
LE GRAND 1110	1676406	Agriculture	Agriculture	N/A	CC	4/2/2020	2023	Monitor Load	N/A	N/A
LE GRAND 1110	2222791	Agriculture	Agriculture	N/A	CC	11/15/2021	2023	Service Requested	N/A	N/A
LE GRAND 1112 (old 1106)	2222793	Agriculture	Agriculture	N/A	CC	9/23/2022	2023	Service Requested	N/A	N/A

PG&E 2023 Distribution Deferral Opportunity Report (DDOR)

Appendix G: Known Load Project Tracking Data

Version Date: 8/15/2023

Public

Circuit	Unique Identifier	Type	Category	IEPR Status	Load Amount (MVA)	Initial Service Request Date	Current Expected In-Service Date	Status	Actual In-Service Date	Actual Load Amount
LE GRAND 1112 (old 1106)	1676405	Agriculture	Agriculture	N/A	CC	11/5/2019	2023	Monitor Load	N/A	N/A
LE GRAND 1112 (old 1106)	1676387	Agriculture	Agriculture	N/A	CC	9/9/2020	2023	Monitor Load	N/A	N/A
LE GRAND 1112 (old 1106)	2053424	Agriculture	Agriculture	N/A	CC	5/5/2021	2023	Monitor Load	N/A	N/A
LE GRAND 1104	453718	Agriculture	Agriculture	N/A	CC	7/14/2017	2023	Monitor Load	N/A	N/A
LE GRAND 1104	2222588	Agriculture	Agriculture	N/A	CC	3/11/2022	2023	Service Requested	N/A	N/A
INDIAN FLAT 1104	2224073	Agriculture	Agriculture	N/A	CC	6/2/2021	2023	Service Requested	N/A	N/A
MARIPOSA 2101	2529636	Agriculture	Agriculture	N/A	CC	3/1/2022	2023	Service Requested	N/A	N/A
FIREBAUGH 1101	2223246	Agriculture	Agriculture	N/A	CC	7/19/2022	2023	Monitor Load	N/A	N/A
FIREBAUGH 1101	2222301	Agriculture	Agriculture	N/A	CC	12/28/2021	2023	Monitor Load	N/A	N/A
HAMMONDS 1104	2052735	Industrial	Facilities	N/A	CC	1/28/2021	2023	Service Requested	N/A	N/A
HAMMONDS 1104	2052702	Industrial	Facilities	N/A	CC	1/28/2021	2026	Service Requested	N/A	N/A
HAMMONDS 1104	2223106	Agriculture	Agriculture	N/A	CC	4/19/2022	2023	Service Requested	N/A	N/A
HAMMONDS 1102	2222825	Agriculture	Agriculture	N/A	CC	3/14/2022	2023	Service Requested	N/A	N/A
HAMMONDS 1101	2222581	Agriculture	Agriculture	N/A	CC	2/14/2022	2023	Monitor Load	N/A	N/A
HAMMONDS 1101	2223101	Agriculture	Agriculture	N/A	CC	5/2/2022	2023	Service Requested	N/A	N/A
MENDOTA 1102	2223585	Agriculture	Agriculture	N/A	CC	4/22/2022	2023	Monitor Load	N/A	N/A
MENDOTA 1103	2223301	Commercial	Business	N/A	CC	1/21/2022	2023	Service Requested	N/A	N/A
MENDOTA 1104	2223108	Agriculture	Agriculture	N/A	CC	3/21/2022	2023	Service Requested	N/A	N/A
MENDOTA 1104	2223071	Agriculture	Agriculture	N/A	CC	11/19/2021	2023	Service Requested	N/A	N/A
MENDOTA 1104	1675973	Agriculture	Agriculture	N/A	CC	1/23/2020	2023	Service Requested	N/A	N/A
MENDOTA 1104	1672518	Agriculture	Agriculture	N/A	CC	3/17/2020	2023	Service Requested	N/A	N/A
NEWHALL 1111	2222362	Industrial	Facilities	N/A	CC	N/A	2023	Monitor Load	N/A	N/A
NEWHALL 1109	2221581	Agriculture	Agriculture	N/A	CC	8/2/2021	2023	Monitor Load	N/A	N/A
EL CAPITAN 1103	2292498	Agriculture	Agriculture	N/A	CC	12/14/2021	2023	Monitor Load	N/A	N/A
EL CAPITAN 1103	2292499	Agriculture	Agriculture	N/A	CC	12/1/2021	2023	Monitor Load	N/A	N/A
EL CAPITAN 1106	2397461	Transportation	LD EV	N/A	CC	8/1/2022	2023	Service Requested	N/A	N/A
EL CAPITAN 2110	2397463	Commercial	Business	N/A	CC	N/A	2023	Monitor Load	N/A	N/A
EL CAPITAN 2109	2397465	Residential	Home Construction	N/A	CC	4/18/2022	2023	Service Requested	N/A	N/A
MERCED 1108	2292500	Agriculture	Agriculture	N/A	CC	8/8/2022	2023	Service Requested	N/A	N/A
MERCED 1116	2292502	Agriculture	Agriculture	N/A	CC	3/3/2022	2023	Service Requested	N/A	N/A
MERCED FALLS 1102	2292492	Agriculture	Agriculture	N/A	CC	9/13/2021	2023	Monitor Load	N/A	N/A
MERCED FALLS 1102	2292493	Agriculture	Agriculture	N/A	CC	12/29/2021	2023	Monitor Load	N/A	N/A
MERCED FALLS 1102	2292494	Agriculture	Agriculture	N/A	CC	3/3/2022	2023	Monitor Load	N/A	N/A
WILSON 1103	2292504	Agriculture	Agriculture	N/A	CC	3/10/2022	2023	Monitor Load	N/A	N/A
WILSON 1103	2292506	Agriculture	Agriculture	N/A	CC	6/7/2022	2023	Monitor Load	N/A	N/A
WILSON 1103	2292507	Agriculture	Agriculture	N/A	CC	7/28/2022	2023	Service Requested	N/A	N/A
WILSON 1102	2292503	Agriculture	Agriculture	N/A	CC	11/8/2021	2023	Service Requested	N/A	N/A
CROWS LANDING 1101	1207573	Agriculture	Agriculture	N/A	CC	1/18/2019	2024	Monitor Load	N/A	N/A
GUSTINE 1101	824450	Agriculture	Agriculture	N/A	CC	N/A	2024	Monitor Load	N/A	N/A
GUSTINE 1101	2221769	Agriculture	Agriculture	N/A	CC	9/21/2021	2023	Monitor Load	N/A	N/A

PG&E 2023 Distribution Deferral Opportunity Report (DDOR)

Appendix G: Known Load Project Tracking Data

Version Date: 8/15/2023

Public

Circuit	Unique Identifier	Type	Category	IEPR Status	Load Amount (MVA)	Initial Service Request Date	Current Expected In-Service Date	Status	Actual In-Service Date	Actual Load Amount
NEWMAN 1102	1207842	Agriculture	Agriculture	N/A	CC	11/5/2018	2024	Monitor Load	N/A	N/A
WESTLEY 1103	2054345	Agriculture	Agriculture	N/A	CC	7/13/2021	2023	Service Requested	N/A	N/A
RIVERBANK 1714	2052658	Residential	Home Construction	N/A	CC	N/A	2023	Monitor Load	N/A	N/A
OAKHURST 1103	2222297	Transportation	MD/HD EV	N/A	CC	6/2/2021	2023	Service Requested	N/A	N/A
OAKHURST 1103	2222305	Agriculture	Agriculture	N/A	CC	10/19/2021	2024	Monitor Load	N/A	N/A
DOS PALOS 1101	2221582	Agriculture	Agriculture	N/A	CC	5/10/2021	2023	Service Requested	N/A	N/A
DOS PALOS 1101	2223587	Agriculture	Agriculture	N/A	CC	9/8/2022	2023	Service Requested	N/A	N/A
ORO LOMA 1106	2223492	Transportation	MD/HD EV	N/A	CC	9/20/2021	2024	Service Requested	N/A	N/A
ORO LOMA 1106	2221586	Agriculture	Agriculture	N/A	CC	8/4/2021	2023	Service Requested	N/A	N/A
ORO LOMA 1118	2221614	Agriculture	Agriculture	N/A	CC	3/5/2021	2023	Monitor Load	N/A	N/A
ORO LOMA 1118	2223403	Agriculture	Agriculture	N/A	CC	7/29/2022	2023	Service Requested	N/A	N/A
ORO LOMA 1117	2221612	Agriculture	Agriculture	N/A	CC	6/30/2021	2023	Monitor Load	N/A	N/A
ORO LOMA 1117	2221613	Agriculture	Agriculture	N/A	CC	4/20/2021	2023	Monitor Load	N/A	N/A
ORO LOMA 1108	2221589	Agriculture	Agriculture	N/A	CC	9/10/2021	2023	Service Requested	N/A	N/A
ORO LOMA 1108	2221590	Agriculture	Agriculture	N/A	CC	5/13/2021	2023	Service Requested	N/A	N/A
ORO LOMA 1108	2221591	Agriculture	Agriculture	N/A	CC	3/9/2021	2023	Service Requested	N/A	N/A
ORO LOMA 1108	2052957	Agriculture	Agriculture	N/A	CC	11/5/2020	2023	Service Requested	N/A	N/A
ORO LOMA 1108	2222380	Agriculture	Agriculture	N/A	CC	1/16/2022	2023	Monitor Load	N/A	N/A
ORO LOMA 1108	2222400	Agriculture	Agriculture	N/A	CC	1/6/2022	2023	Service Requested	N/A	N/A
ORO LOMA 1108	2222428	Agriculture	Agriculture	N/A	CC	9/10/2021	2023	Service Requested	N/A	N/A
SANTA RITA 1102	2222334	Agriculture	Agriculture	N/A	CC	1/13/2022	2023	Monitor Load	N/A	N/A
SANTA RITA 1102	2221624	Agriculture	Agriculture	N/A	CC	3/11/2021	2023	Monitor Load	N/A	N/A
CURTIS 1703	2222279	Residential	Home Construction	N/A	CC	6/28/2021	2023	Service Requested	N/A	N/A
CURTIS 1703	2222155	Commercial	Business	N/A	CC	3/5/2022	2023	Service Requested	N/A	N/A
CURTIS 1703	2222064	Energy Storage	Retail	N/A	CC	12/2/2021	2023	Monitor Load	N/A	N/A
CURTIS 1703	1676017	Commercial	Business	N/A	CC	7/21/2020	2023	Service Requested	N/A	N/A
CURTIS 1703	2222402	Residential	Home Construction	N/A	CC	9/5/2021	2023	Service Requested	N/A	N/A
CURTIS 1703	2222920	Commercial	Business	N/A	CC	1/20/2022	2023	Monitor Load	N/A	N/A
CURTIS 1703	2223455	Transportation	MD/HD EV	N/A	CC	N/A	2023	Monitor Load	N/A	N/A
CURTIS 1703	2529473	Transportation	MD/HD EV	N/A	CC	10/13/2020	2023	Service Requested	N/A	N/A
CURTIS 1702	2222767	Residential	Home Construction	N/A	CC	5/3/2022	2023	Monitor Load	N/A	N/A
CURTIS 1702	2222623	Commercial	Business	N/A	CC	N/A	2023	Monitor Load	N/A	N/A
CURTIS 1705	2223755	Commercial	Business	N/A	CC	5/15/2019	2023	Service Requested	N/A	N/A
CURTIS 1705	2223952	Industrial	Facilities	N/A	CC	9/22/2022	2023	Monitor Load	N/A	N/A
PEORIA FLAT 1701	2222751	Residential	Home Construction	N/A	CC	10/7/2021	2023	Service Requested	N/A	N/A
RACETRACK 1703	2223424	Transportation	MD/HD EV	N/A	CC	9/12/2022	2023	Monitor Load	N/A	N/A
RACETRACK 1703	2222058	Residential	Home Construction	N/A	CC	10/22/2021	2023	Service Requested	N/A	N/A
TAR FLAT 0402	2529680	Commercial	Business	N/A	CC	4/22/2022	2023	Service Requested	N/A	N/A
BONITA 1103	2222215	Agriculture	Agriculture	N/A	CC	12/2/2021	2023	Monitor Load	N/A	N/A
BONITA 1103	2222217	Agriculture	Agriculture	N/A	CC	12/2/2021	2023	Service Requested	N/A	N/A

PG&E 2023 Distribution Deferral Opportunity Report (DDOR)

Appendix G: Known Load Project Tracking Data

Version Date: 8/15/2023

Public

Circuit	Unique Identifier	Type	Category	IEPR Status	Load Amount (MVA)	Initial Service Request Date	Current Expected In-Service Date	Status	Actual In-Service Date	Actual Load Amount
BONITA 1103	2222218	Agriculture	Agriculture	N/A	CC	12/2/2021	2023	Service Requested	N/A	N/A
BONITA 1103	2053526	Agriculture	Agriculture	N/A	CC	5/20/2021	2023	Monitor Load	N/A	N/A
BONITA 1103	1207900	Agriculture	Agriculture	N/A	CC	11/8/2018	2023	Service Requested	N/A	N/A
BONITA 1102	2052984	Industrial	Facilities	N/A	CC	1/7/2021	2025	Service Requested	N/A	N/A
BONITA 1102	2053960	Industrial	Facilities	N/A	CC	1/7/2021	2024	Service Requested	N/A	N/A
BONITA 1102	2222339	Residential	Home Construction	N/A	CC	5/20/2021	2023	Service Requested	N/A	N/A
BONITA 1101	2223324	Agriculture	Agriculture	N/A	CC	7/25/2022	2023	Service Requested	N/A	N/A
BONITA 1101	2053347	Agriculture	Agriculture	N/A	CC	1/20/2021	2023	Monitor Load	N/A	N/A
BORDEN 1102	2053962	Agriculture	Agriculture	N/A	CC	1/26/2021	2023	Monitor Load	N/A	N/A
BORDEN 1102	2051957	Residential	Home Construction	N/A	CC	N/A	2023	Monitor Load	N/A	N/A
BORDEN 1102	2224060	Transportation	MD/HD EV	N/A	CC	N/A	2025	Monitor Load	N/A	N/A
BORDEN 1101	2223131	Agriculture	Agriculture	N/A	CC	N/A	2023	Monitor Load	N/A	N/A
BORDEN 1101	2222689	Industrial	Facilities	N/A	CC	6/1/2022	2023	Service Requested	N/A	N/A
BORDEN 1101	2222876	Residential	Home Construction	N/A	CC	3/8/2022	2023	Service Requested	N/A	N/A
EL PECO 1102	2053664	Agriculture	Agriculture	N/A	CC	6/25/2021	2023	Monitor Load	N/A	N/A
EL PECO 1102	2222121	Agriculture	Agriculture	N/A	CC	10/6/2021	2023	Service Requested	N/A	N/A
MADERA 1112	2054405	Industrial	Facilities	N/A	CC	N/A	2023	Monitor Load	N/A	N/A
MADERA 1112	2051961	Industrial	Facilities	N/A	CC	5/6/2021	2023	Monitor Load	N/A	N/A
MADERA 1112	2051963	Commercial	Business	N/A	CC	4/30/2020	2023	Monitor Load	N/A	N/A
MADERA 1112	2223129	Agriculture	Agriculture	N/A	CC	1/12/2022	2023	Monitor Load	N/A	N/A
MADERA 1112	2223061	Industrial	Facilities	N/A	CC	11/2/2021	2023	Service Requested	N/A	N/A
MADERA 1112	2529657	Industrial	Facilities	N/A	CC	N/A	2023	Monitor Load	N/A	N/A
MADERA 1114	2053966	Residential	Home Construction	N/A	CC	8/17/2020	2023	Monitor Load	N/A	N/A
MADERA 1116	2223491	Industrial	Facilities	N/A	CC	12/2/2021	2024	Service Requested	N/A	N/A
MADERA 1116	2222421	Industrial	Facilities	N/A	CC	12/2/2021	2023	Service Requested	N/A	N/A
MADERA 1106	2223420	Transportation	MD/HD EV	N/A	CC	N/A	2025	Monitor Load	N/A	N/A
MADERA 1106	2223421	Transportation	MD/HD EV	N/A	CC	N/A	2025	Monitor Load	N/A	N/A
MADERA 1106	2223422	Transportation	MD/HD EV	N/A	CC	N/A	2025	Monitor Load	N/A	N/A
MADERA 1106	2223423	Transportation	MD/HD EV	N/A	CC	N/A	2026	Monitor Load	N/A	N/A
MADERA 1106	2053296	Commercial	Business	N/A	CC	N/A	2023	Monitor Load	N/A	N/A
MADERA 1106	823860	Transportation	LD EV	N/A	CC	10/18/2017	2023	Monitor Load	N/A	N/A
STOREY 1104	2053508	Agriculture	Agriculture	N/A	CC	6/1/2021	2023	Monitor Load	N/A	N/A
STOREY 1104	2222257	Transportation	MD/HD EV	N/A	CC	3/18/2022	2024	Service Requested	N/A	N/A
STOREY 1104	2223309	Commercial	Business	N/A	CC	11/22/2021	2023	Monitor Load	N/A	N/A
STOREY 1104	2224061	Transportation	MD/HD EV	N/A	CC	N/A	2025	Monitor Load	N/A	N/A
STOREY 1105	2222314	Agriculture	Agriculture	N/A	CC	4/1/2022	2023	Service Requested	N/A	N/A
STOREY 1105	2053970	Residential	Home Construction	N/A	CC	5/20/2021	2023	Service Requested	N/A	N/A
STOREY 1105	2054029	Residential	Home Construction	N/A	CC	N/A	2023	Monitor Load	N/A	N/A
STOREY 1105	2054030	Residential	Home Construction	N/A	CC	10/18/2021	2024	Monitor Load	N/A	N/A
STOREY 1105	1676127	Commercial	Business	N/A	CC	2/26/2020	2023	Monitor Load	N/A	N/A

PG&E 2023 Distribution Deferral Opportunity Report (DDOR)

Appendix G: Known Load Project Tracking Data

Version Date: 8/15/2023

Public

Circuit	Unique Identifier	Type	Category	IEPR Status	Load Amount (MVA)	Initial Service Request Date	Current Expected In-Service Date	Status	Actual In-Service Date	Actual Load Amount
STOREY 1107	2397438	Transportation	MD/HD EV	N/A	CC	11/17/2022	2023	Service Requested	N/A	N/A
STOREY 1108	1207946	Residential	Home Construction	N/A	CC	N/A	2023	Monitor Load	N/A	N/A
STOREY 1108	2053430	Agriculture	Agriculture	N/A	CC	4/14/2021	2023	Monitor Load	N/A	N/A
STOREY 1108	2221934	Residential	Home Construction	N/A	CC	1/5/2022	2023	Service Requested	N/A	N/A
STOREY 1109	2222225	Commercial	Business	N/A	CC	11/21/2021	2023	Monitor Load	N/A	N/A
STOREY 1109	2053432	Agriculture	Agriculture	N/A	CC	12/8/2020	2023	Service Requested	N/A	N/A
STOREY 1109	2053513	Commercial	Business	N/A	CC	2/1/2021	2023	Service Requested	N/A	N/A
STOREY 1109	2051978	Agriculture	Agriculture	N/A	CC	4/2/2020	2023	Service Requested	N/A	N/A
CALIFORNIA AVE 1117	2221999	Commercial	Business	N/A	CC	11/19/2020	2024	Service Requested	N/A	N/A
PINEDALE 2110	2054437	Commercial	Business	N/A	CC	2/2/2021	2023	Service Requested	N/A	N/A
PINEDALE 2110	2054438	Commercial	Business	N/A	CC	N/A	2023	Monitor Load	N/A	N/A
PINEDALE 2110	2054440	Commercial	Business	N/A	CC	N/A	2023	Monitor Load	N/A	N/A
PINEDALE 2110	2223493	Transportation	MD/HD EV	N/A	CC	9/13/2022	2023	Monitor Load	N/A	N/A
STOCKDALE 2112	2223163	Residential	Home Construction	N/A	CC	4/11/2022	2023	Service Requested	N/A	N/A
STOCKDALE 2112	2222426	Residential	Home Construction	N/A	CC	9/8/2021	2023	Monitor Load	N/A	N/A
STOCKDALE 2112	2053097	Residential	Home Construction	N/A	CC	4/16/2021	2023	Monitor Load	N/A	N/A
STOCKDALE 2112	2053100	Residential	Home Construction	N/A	CC	4/16/2021	2023	Monitor Load	N/A	N/A
STOCKDALE 2112	2053149	Residential	Home Construction	N/A	CC	4/16/2021	2023	Service Requested	N/A	N/A
STOCKDALE 2112	2052699	Residential	Home Construction	N/A	CC	3/2/2021	2023	Monitor Load	N/A	N/A
STOCKDALE 2112	1676379	Residential	Home Construction	N/A	CC	N/A	2023	Monitor Load	N/A	N/A
CAYETANO 2109	2223364	Transportation	MD/HD EV	N/A	CC	9/1/2022	2024	Service Requested	N/A	N/A
CAYETANO 2109	2223516	Transportation	MD/HD EV	N/A	CC	11/2/2022	2024	Service Requested	N/A	N/A
CAYETANO 2111	2223510	Transportation	MD/HD EV	N/A	CC	9/16/2022	2026	Monitor Load	N/A	N/A
CAYETANO 2111	2223411	Transportation	MD/HD EV	N/A	CC	9/12/2022	2026	Monitor Load	N/A	N/A
CAYETANO 2111	2529375	Transportation	MD/HD EV	N/A	CC	11/28/2022	2024	Monitor Load	N/A	N/A
MARTIN (SF H) 1111	2223393	Industrial	Facilities	N/A	CC	N/A	2023	Monitor Load	N/A	N/A
MARTIN (SF H) 1111	2053074	Commercial	Business	N/A	CC	N/A	2023	Monitor Load	N/A	N/A
MADISON 2101	2054451	Agriculture	Agriculture	N/A	CC	8/20/2021	2023	Monitor Load	N/A	N/A
MADISON 2101	2221998	Agriculture	Agriculture	N/A	CC	11/4/2021	2023	Monitor Load	N/A	N/A
MADISON 2101	2222099	Agriculture	Agriculture	N/A	CC	11/4/2021	2023	Monitor Load	N/A	N/A
MADISON 2101	2053659	Commercial	Business	N/A	CC	3/25/2021	2023	Monitor Load	N/A	N/A
MADISON 2101	2053619	Commercial	Business	N/A	CC	4/22/2021	2023	Service Requested	N/A	N/A
MADISON 2101	2529472	Transportation	MD/HD EV	N/A	CC	11/16/2022	2024	Service Requested	N/A	N/A
MARINA (SF F) 1102	2223354	Transportation	LD EV	N/A	CC	6/25/2022	2023	Monitor Load	N/A	N/A
MARINA (SF F) 1102	1207660	Commercial	Business	N/A	CC	11/17/2017	2023	Service Requested	N/A	N/A
LLAGAS 2106	2222433	Transportation	MD/HD EV	N/A	CC	3/18/2022	2024	Service Requested	N/A	N/A
LLAGAS 2106	2529688	Industrial	Facilities	N/A	CC	N/A	2023	Monitor Load	N/A	N/A
LLAGAS 2106	2529689	Industrial	Facilities	N/A	CC	N/A	2023	Monitor Load	N/A	N/A
NORTECH 2111	2222343	Industrial	Facilities	N/A	CC	3/3/2022	2023	Service Requested	N/A	N/A
VIERRA 1703	2222982	Commercial	Business	N/A	CC	12/13/2021	2023	Monitor Load	N/A	N/A

PG&E 2023 Distribution Deferral Opportunity Report (DDOR)

Appendix G: Known Load Project Tracking Data

Version Date: 8/15/2023

Public

Circuit	Unique Identifier	Type	Category	IEPR Status	Load Amount (MVA)	Initial Service Request Date	Current Expected In-Service Date	Status	Actual In-Service Date	Actual Load Amount
VIERRA 1703	1676100	Industrial	Facilities	N/A	CC	6/5/2019	2023	Monitor Load	N/A	N/A
VIERRA 1703	2052422	Industrial	Facilities	N/A	CC	N/A	2023	Monitor Load	N/A	N/A
EIGHT MILE 2101	1676079	Agriculture	Agriculture	N/A	CC	6/9/2020	2023	Monitor Load	N/A	N/A
EIGHT MILE 2101	2221916	Transportation	MD/HD EV	N/A	CC	5/27/2021	2023	Monitor Load	N/A	N/A
EIGHT MILE 2101	2054282	Commercial	Business	N/A	CC	12/30/2020	2023	Monitor Load	N/A	N/A
EIGHT MILE 2101	2054285	Agriculture	Agriculture	N/A	CC	3/25/2021	2023	Service Requested	N/A	N/A
LAMMERS 1103	2529854	Residential	Home Construction	N/A	CC	N/A	2023	Monitor Load	N/A	N/A
LAMMERS 1103	2529855	Residential	Home Construction	N/A	CC	N/A	2023	Monitor Load	N/A	N/A
GONZALES 1104	2221971	Industrial	Facilities	N/A	CC	9/18/2020	2024	Service Requested	N/A	N/A
BRENTWOOD 2105	2529354	Commercial	Business	N/A	CC	5/5/2022	2023	Service Requested	N/A	N/A
BRENTWOOD 2105	2223137	Residential	Home Construction	N/A	CC	N/A	2024	Monitor Load	N/A	N/A
OCEANO 1102	2053059	Industrial	Facilities	N/A	CC	N/A	2023	Monitor Load	N/A	N/A
IGNACIO 1104	2054061	Commercial	Business	N/A	CC	N/A	2023	Monitor Load	N/A	N/A
IGNACIO 1104	2054062	Commercial	Business	N/A	CC	10/6/2020	2023	Service Requested	N/A	N/A
NOTRE DAME 1101	2223750	Residential	Home Construction	N/A	CC	8/18/2022	2023	Service Requested	N/A	N/A
EAST GRAND 1114	2222548	Commercial	Business	N/A	CC	N/A	2035	Monitor Load	N/A	N/A
EAST GRAND 1114	2052853	Commercial	Business	N/A	CC	11/27/2019	2023	Monitor Load	N/A	N/A
EAST GRAND 1114	1676436	Commercial	Business	N/A	CC	9/12/2020	2023	Monitor Load	N/A	N/A
EAST GRAND 1114	1672240	Commercial	Business	N/A	CC	N/A	2024	Monitor Load	N/A	N/A
EAST GRAND 1114	1672241	Commercial	Business	N/A	CC	N/A	2024	Monitor Load	N/A	N/A
MISSION (SF X) 1124	1207973	Residential	Home Construction	N/A	CC	N/A	2023	Monitor Load	N/A	N/A
MISSION (SF X) 1124	452756	Commercial	Business	N/A	CC	N/A	2023	Monitor Load	N/A	N/A
MISSION (SF X) 1124	1207294	Commercial	Business	N/A	CC	9/6/2017	2023	Monitor Load	N/A	N/A
MISSION (SF X) 1124	2054040	Residential	Home Construction	N/A	CC	2/28/2018	2024	Monitor Load	N/A	N/A
MISSION (SF X) 1124	2054036	Residential	Home Construction	N/A	CC	2/28/2018	2023	Monitor Load	N/A	N/A
MISSION (SF X) 1124	2054037	Residential	Home Construction	N/A	CC	2/28/2018	2023	Monitor Load	N/A	N/A
MISSION (SF X) 1124	2221816	Transportation	MD/HD EV	N/A	CC	9/15/2021	2023	Monitor Load	N/A	N/A
MISSION (SF X) 1124	2222679	Commercial	Business	N/A	CC	3/25/2022	2023	Service Requested	N/A	N/A
MISSION (SF X) 1124	2223624	Transportation	MD/HD EV	N/A	CC	6/6/2022	2023	Service Requested	N/A	N/A
MISSION (SF X) 1124	2223215	Transportation	MD/HD EV	N/A	CC	3/25/2022	2023	Service Requested	N/A	N/A
MISSION (SF X) 1124	2529712	Transportation	MD/HD EV	N/A	CC	10/5/2022	2023	Service Requested	N/A	N/A
MISSION (SF X) 1125	2223445	Industrial	Facilities	N/A	CC	N/A	2023	Monitor Load	N/A	N/A
MISSION (SF X) 1125	2223531	Residential	Home Construction	N/A	CC	2/17/2022	2023	Service Requested	N/A	N/A
MISSION (SF X) 1125	2222765	Residential	Home Construction	N/A	CC	N/A	2023	Monitor Load	N/A	N/A
MISSION (SF X) 1125	2053262	Commercial	Business	N/A	CC	N/A	2023	Monitor Load	N/A	N/A
MISSION (SF X) 1125	1207585	Commercial	Business	N/A	CC	N/A	2023	Monitor Load	N/A	N/A
MISSION (SF X) 1125	1207429	Residential	Home Construction	N/A	CC	N/A	2023	Monitor Load	N/A	N/A
MISSION (SF X) 1125	1672148	Transportation	MD/HD EV	N/A	CC	2/6/2019	2023	Service Requested	N/A	N/A
HOLLISTER 2106	2053314	Residential	Home Construction	N/A	CC	N/A	2023	Monitor Load	N/A	N/A
HOLLISTER 2106	2053698	Residential	Home Construction	N/A	CC	N/A	2023	Monitor Load	N/A	N/A

PG&E 2023 Distribution Deferral Opportunity Report (DDOR)

Appendix G: Known Load Project Tracking Data

Version Date: 8/15/2023

Public

Circuit	Unique Identifier	Type	Category	IEPR Status	Load Amount (MVA)	Initial Service Request Date	Current Expected In-Service Date	Status	Actual In-Service Date	Actual Load Amount
HOLLISTER 2106	2053699	Residential	Home Construction	N/A	CC	N/A	2023	Monitor Load	N/A	N/A
HOLLISTER 2106	2156180	Residential	Home Construction	N/A	CC	N/A	2023	Monitor Load	N/A	N/A
HOLLISTER 2106	2223739	Transportation	MD/HD EV	N/A	CC	8/30/2022	2024	Service Requested	N/A	N/A
HOLLISTER 2106	2529812	Residential	Home Construction	N/A	CC	N/A	2024	Monitor Load	N/A	N/A
HOLLISTER 2106	2529794	Transportation	MD/HD EV	N/A	CC	7/13/2021	2024	Service Requested	N/A	N/A
BRENTWOOD 2106	2223713	Commercial	Business	N/A	CC	3/7/2022	2023	Service Requested	N/A	N/A
BRENTWOOD 2106	2222806	Transportation	MD/HD EV	N/A	CC	5/11/2022	2023	Monitor Load	N/A	N/A
BRENTWOOD 2106	2054056	Commercial	Business	N/A	CC	N/A	2023	Monitor Load	N/A	N/A
BRENTWOOD 2106	1207510	Residential	Home Construction	N/A	CC	4/23/2018	2023	Monitor Load	N/A	N/A
KINGSBURG 1112	1676222	Commercial	Business	N/A	CC	10/4/2021	2023	Monitor Load	N/A	N/A
MC MULLIN SUB 1104	2053808	Agriculture	Agriculture	N/A	CC	N/A	2023	Monitor Load	N/A	N/A
PINEDALE 2107	2054436	Transportation	MD/HD EV	N/A	CC	10/7/2021	2023	Monitor Load	N/A	N/A
PINEDALE 2107	2222390	Commercial	Business	N/A	CC	8/5/2021	2023	Service Requested	N/A	N/A
PINEDALE 2107	2223523	Transportation	MD/HD EV	N/A	CC	9/13/2022	2023	Service Requested	N/A	N/A
PINEDALE 2105	1671893	Residential	Home Construction	N/A	CC	4/30/2020	2023	Monitor Load	N/A	N/A
CAL WATER 1102	2053234	Residential	Home Construction	N/A	CC	N/A	2023	Monitor Load	N/A	N/A
FAIRWAY 1103	2223715	Transportation	MD/HD EV	N/A	CC	10/11/2022	2023	Service Requested	N/A	N/A
FAIRWAY 1103	2223716	Transportation	MD/HD EV	N/A	CC	10/11/2022	2024	Service Requested	N/A	N/A
FAIRWAY 1103	2223669	Industrial	Facilities	N/A	CC	4/6/2021	2023	Service Requested	N/A	N/A
DEEPWATER 1106	2222430	Transportation	MD/HD EV	N/A	CC	N/A	2023	Monitor Load	N/A	N/A
DEEPWATER 1106	2222431	Transportation	MD/HD EV	N/A	CC	N/A	2024	Monitor Load	N/A	N/A
DEEPWATER 1106	2222432	Transportation	MD/HD EV	N/A	CC	N/A	2025	Monitor Load	N/A	N/A
DEEPWATER 1106	2222094	Commercial	Business	N/A	CC	N/A	2023	Monitor Load	N/A	N/A
DEEPWATER 1107	2053877	Residential	Home Construction	N/A	CC	6/18/2021	2023	Monitor Load	N/A	N/A
EMBARCADERO (SF Z) 1123	2222256	Transportation	MD/HD EV	N/A	CC	4/13/2022	2023	Monitor Load	N/A	N/A
LARKIN (SF Y) 1138	2053732	Industrial	Facilities	N/A	CC	N/A	2023	Monitor Load	N/A	N/A
LARKIN (SF Y) 1138	1207279	Commercial	Business	N/A	CC	N/A	2023	Monitor Load	N/A	N/A
MANTECA 1708	2053238	Residential	Home Construction	N/A	CC	12/7/2020	2023	Monitor Load	N/A	N/A
MANTECA 1708	2221674	Industrial	Facilities	N/A	CC	N/A	2023	Monitor Load	N/A	N/A
STOCKTON A 1111	1676364	Residential	Home Construction	N/A	CC	N/A	2023	Monitor Load	N/A	N/A
STOCKTON A 1111	2052921	Commercial	Business	N/A	CC	N/A	2023	Monitor Load	N/A	N/A
SANTA NELLA 1104	2222228	Agriculture	Agriculture	N/A	CC	10/6/2021	2023	Service Requested	N/A	N/A
SANTA NELLA 1104	2223474	Transportation	MD/HD EV	N/A	CC	6/30/2020	2023	Monitor Load	N/A	N/A
SANTA NELLA 1104	2529824	Transportation	MD/HD EV	N/A	CC	6/30/2020	2023	Monitor Load	N/A	N/A
EL PECO 1106	2053348	Agriculture	Agriculture	N/A	CC	N/A	2023	Monitor Load	N/A	N/A
EL PECO 1105	2053613	Agriculture	Agriculture	N/A	CC	5/26/2021	2023	Monitor Load	N/A	N/A
EL PECO 1105	2051959	Agriculture	Agriculture	N/A	CC	1/2/2020	2023	Monitor Load	N/A	N/A
EL PECO 1105	1207644	Agriculture	Agriculture	N/A	CC	2/20/2019	2023	Monitor Load	N/A	N/A
EL PECO 1105	2222326	Agriculture	Agriculture	N/A	CC	1/11/2022	2023	Service Requested	N/A	N/A
EL PECO 1105	2222938	Agriculture	Agriculture	N/A	CC	3/18/2022	2023	Service Requested	N/A	N/A

PG&E 2023 Distribution Deferral Opportunity Report (DDOR)

Appendix G: Known Load Project Tracking Data

Version Date: 8/15/2023

Public

Circuit	Unique Identifier	Type	Category	IEPR Status	Load Amount (MVA)	Initial Service Request Date	Current Expected In-Service Date	Status	Actual In-Service Date	Actual Load Amount
LOS OSITOS 2103	2054348	Industrial	Cultivation	N/A	CC	9/8/2021	2023	Service Requested	N/A	N/A
CAMP EVERS 2103	2222357	Energy Storage	Retail	N/A	CC	3/30/2022	2023	Monitor Load	N/A	N/A
CAMP EVERS 2103	2529814	Transportation	MD/HD EV	N/A	CC	N/A	2023	Monitor Load	N/A	N/A
VASONA 1108	2529845	Commercial	Business	N/A	CC	9/26/2022	2025	Service Requested	N/A	N/A
VASONA 1108	2529846	Commercial	Business	N/A	CC	9/26/2022	2025	Service Requested	N/A	N/A
VASONA 1105	2222877	Transportation	MD/HD EV	N/A	CC	5/11/2022	2023	Monitor Load	N/A	N/A
VASONA 1105	2222694	Commercial	Business	N/A	CC	1/14/2022	2023	Service Requested	N/A	N/A
EVERGREEN 2105	2222812	Transportation	MD/HD EV	N/A	CC	5/11/2022	2023	Service Requested	N/A	N/A
BRENTWOOD 2111	2223597	Transportation	MD/HD EV	N/A	CC	9/20/2022	2023	Monitor Load	N/A	N/A
WILLOW PASS 2107	2223367	Transportation	MD/HD EV	N/A	CC	4/13/2022	2023	Monitor Load	N/A	N/A
WILLOW PASS 2107	2054050	Residential	Home Construction	N/A	CC	8/19/2021	2023	Service Requested	N/A	N/A
WILLOW PASS 2107	2054051	Residential	Home Construction	N/A	CC	8/19/2021	2024	Service Requested	N/A	N/A
WILLOW PASS 2107	2054052	Residential	Home Construction	N/A	CC	8/19/2021	2024	Service Requested	N/A	N/A
WILLOW PASS 2107	1672023	Residential	Home Construction	N/A	CC	N/A	2023	Monitor Load	N/A	N/A
WILLOW PASS 2107	1672024	Residential	Home Construction	N/A	CC	N/A	2024	Monitor Load	N/A	N/A
WILLOW PASS 2107	1672283	Residential	Home Construction	N/A	CC	N/A	2025	Monitor Load	N/A	N/A
OAKLAND L 1108	823991	Residential	Home Construction	N/A	CC	N/A	2023	Monitor Load	N/A	N/A
OAKLAND L 1108	824010	Residential	Home Construction	N/A	CC	N/A	2023	Monitor Load	N/A	N/A
AIRWAYS 1102	2052659	Residential	Home Construction	N/A	CC	N/A	2023	Monitor Load	N/A	N/A
AIRWAYS 1102	2053498	Commercial	Business	N/A	CC	3/15/2021	2023	Service Requested	N/A	N/A
AIRWAYS 1102	2053545	Residential	Home Construction	N/A	CC	N/A	2023	Monitor Load	N/A	N/A
AIRWAYS 1102	2053546	Residential	Home Construction	N/A	CC	N/A	2024	Monitor Load	N/A	N/A
AIRWAYS 1102	2053253	Residential	Home Construction	N/A	CC	N/A	2023	Monitor Load	N/A	N/A
AIRWAYS 1102	2053254	Residential	Home Construction	N/A	CC	N/A	2024	Monitor Load	N/A	N/A
AIRWAYS 1102	2222671	Residential	Home Construction	N/A	CC	2/15/2022	2023	Service Requested	N/A	N/A
AIRWAYS 1102	2222672	Residential	Home Construction	N/A	CC	2/15/2022	2024	Service Requested	N/A	N/A
AIRWAYS 1102	2222673	Residential	Home Construction	N/A	CC	2/15/2022	2025	Service Requested	N/A	N/A
AIRWAYS 1102	2222654	Residential	Home Construction	N/A	CC	N/A	2023	Monitor Load	N/A	N/A
AIRWAYS 1102	2222655	Residential	Home Construction	N/A	CC	N/A	2024	Monitor Load	N/A	N/A
AIRWAYS 1102	2222656	Residential	Home Construction	N/A	CC	N/A	2024	Monitor Load	N/A	N/A
AIRWAYS 1102	2223977	Residential	Home Construction	N/A	CC	N/A	2025	Monitor Load	N/A	N/A
AIRWAYS 1101	2054027	Residential	Home Construction	N/A	CC	3/10/2020	2023	Monitor Load	N/A	N/A
AIRWAYS 1101	2053800	Residential	Home Construction	N/A	CC	8/4/2021	2023	Monitor Load	N/A	N/A
AIRWAYS 1101	2052626	Residential	Home Construction	N/A	CC	10/8/2020	2023	Monitor Load	N/A	N/A
AIRWAYS 1101	2052627	Residential	Home Construction	N/A	CC	10/8/2020	2024	Monitor Load	N/A	N/A
AIRWAYS 1101	2052628	Residential	Home Construction	N/A	CC	10/8/2020	2025	Monitor Load	N/A	N/A
AIRWAYS 1101	2052629	Residential	Home Construction	N/A	CC	10/8/2020	2023	Monitor Load	N/A	N/A
AIRWAYS 1101	2052630	Residential	Home Construction	N/A	CC	10/8/2020	2024	Monitor Load	N/A	N/A
AIRWAYS 1101	2052631	Residential	Home Construction	N/A	CC	10/8/2020	2025	Monitor Load	N/A	N/A
AIRWAYS 1101	2052632	Residential	Home Construction	N/A	CC	10/8/2020	2023	Monitor Load	N/A	N/A

PG&E 2023 Distribution Deferral Opportunity Report (DDOR)

Appendix G: Known Load Project Tracking Data

Version Date: 8/15/2023

Public

Circuit	Unique Identifier	Type	Category	IEPR Status	Load Amount (MVA)	Initial Service Request Date	Current Expected In-Service Date	Status	Actual In-Service Date	Actual Load Amount
AIRWAYS 1101	2052633	Residential	Home Construction	N/A	CC	10/8/2020	2024	Monitor Load	N/A	N/A
AIRWAYS 1103	2052683	Residential	Home Construction	N/A	CC	4/24/2019	2023	Monitor Load	N/A	N/A
AIRWAYS 1103	2053680	Residential	Home Construction	N/A	CC	7/30/2021	2023	Monitor Load	N/A	N/A
AIRWAYS 1103	2529805	Commercial	Business	N/A	CC	N/A	2025	Monitor Load	N/A	N/A
AIRWAYS 1103	2223388	Residential	Home Construction	N/A	CC	N/A	2023	Monitor Load	N/A	N/A
FIGARDEN 2110	2529468	Commercial	Business	N/A	CC	N/A	2024	Monitor Load	N/A	N/A
FIGARDEN 2110	1672211	Residential	Home Construction	N/A	CC	12/18/2019	2023	Monitor Load	N/A	N/A
FIGARDEN 2110	1675932	Residential	Home Construction	N/A	CC	N/A	2023	Monitor Load	N/A	N/A
PINEDALE 2106	2529830	Industrial	Facilities	N/A	CC	N/A	2023	Monitor Load	N/A	N/A
RENFRO 2105	2222480	Residential	Home Construction	N/A	CC	4/22/2022	2023	Service Requested	N/A	N/A
RENFRO 2107	2223177	Residential	Home Construction	N/A	CC	11/22/2021	2023	Service Requested	N/A	N/A
RENFRO 2107	2223178	Residential	Home Construction	N/A	CC	11/22/2021	2024	Service Requested	N/A	N/A
TEVIS 2104	1672536	Residential	Home Construction	N/A	CC	N/A	2023	Monitor Load	N/A	N/A
TEVIS 2104	2052665	Residential	Home Construction	N/A	CC	N/A	2023	Monitor Load	N/A	N/A
TEVIS 2104	2053219	Residential	Home Construction	N/A	CC	5/12/2021	2023	Monitor Load	N/A	N/A
TEVIS 2104	2053220	Residential	Home Construction	N/A	CC	5/12/2021	2023	Service Requested	N/A	N/A
NORTH DUBLIN 2101	2223542	Transportation	MD/HD EV	N/A	CC	9/26/2022	2026	Monitor Load	N/A	N/A
NORTH DUBLIN 2101	2529509	Transportation	MD/HD EV	N/A	CC	7/25/2022	2024	Monitor Load	N/A	N/A
NORTH DUBLIN 2101	2223845	Transportation	MD/HD EV	N/A	CC	10/24/2022	2026	Service Requested	N/A	N/A
VACA DIXON 1102	2222942	Residential	Home Construction	N/A	CC	N/A	2024	Monitor Load	N/A	N/A
SF K 1101	2221828	Transportation	MD/HD EV	N/A	CC	12/9/2021	2023	Service Requested	N/A	N/A
WEBER 1113	2053510	Transportation	MD/HD EV	N/A	CC	N/A	2023	Monitor Load	N/A	N/A
WEBER 1113	2222422	Industrial	Facilities	N/A	CC	N/A	2023	Monitor Load	N/A	N/A
WEBER 1113	2222542	Transportation	MD/HD EV	N/A	CC	N/A	2023	Monitor Load	N/A	N/A
LAMMERS 1107	2223733	Transportation	MD/HD EV	N/A	CC	9/28/2022	2025	Monitor Load	N/A	N/A
LAMMERS 1107	2223350	Transportation	MD/HD EV	N/A	CC	8/30/2022	2023	Monitor Load	N/A	N/A
FIREBAUGH 1103	2223109	Agriculture	Agriculture	N/A	CC	4/5/2022	2023	Service Requested	N/A	N/A
FIREBAUGH 1103	2223124	Agriculture	Agriculture	N/A	CC	4/5/2022	2023	Service Requested	N/A	N/A
FIREBAUGH 1103	2222497	Residential	Home Construction	N/A	CC	N/A	2023	Monitor Load	N/A	N/A
FIREBAUGH 1103	2529519	Agriculture	Agriculture	N/A	CC	3/8/2022	2023	Service Requested	N/A	N/A
FIREBAUGH 1103	2222302	Agriculture	Agriculture	N/A	CC	12/15/2021	2023	Monitor Load	N/A	N/A
FIREBAUGH 1103	2222303	Agriculture	Agriculture	N/A	CC	12/15/2021	2023	Monitor Load	N/A	N/A
FIREBAUGH 1103	1672314	Residential	Home Construction	N/A	CC	N/A	2023	Monitor Load	N/A	N/A
PEORIA FLAT 1704	2222278	Commercial	Business	N/A	CC	2/9/2022	2023	Service Requested	N/A	N/A
PEORIA FLAT 1704	2529585	Transportation	MD/HD EV	N/A	CC	12/7/2022	2024	Service Requested	N/A	N/A
PEORIA FLAT 1704	2222410	Agriculture	Agriculture	N/A	CC	9/21/2021	2023	Service Requested	N/A	N/A
PEORIA FLAT 1704	2222517	Agriculture	Agriculture	N/A	CC	N/A	2023	Monitor Load	N/A	N/A
PEORIA FLAT 1704	2222772	Agriculture	Agriculture	N/A	CC	9/21/2021	2025	Service Requested	N/A	N/A
BORDEN 1103	2222722	Industrial	Facilities	N/A	CC	2/2/2022	2023	Service Requested	N/A	N/A
BORDEN 1103	2223014	Agriculture	Agriculture	N/A	CC	3/24/2022	2023	Monitor Load	N/A	N/A

PG&E 2023 Distribution Deferral Opportunity Report (DDOR)

Appendix G: Known Load Project Tracking Data

Version Date: 8/15/2023

Public

Circuit	Unique Identifier	Type	Category	IEPR Status	Load Amount (MVA)	Initial Service Request Date	Current Expected In-Service Date	Status	Actual In-Service Date	Actual Load Amount
BORDEN 1103	2223148	Agriculture	Agriculture	N/A	CC	7/21/2022	2023	Service Requested	N/A	N/A
BORDEN 1103	2223213	Agriculture	Agriculture	N/A	CC	7/21/2022	2024	Service Requested	N/A	N/A
BORDEN 1103	2222060	Agriculture	Agriculture	N/A	CC	9/16/2021	2023	Service Requested	N/A	N/A
BORDEN 1103	2222062	Agriculture	Agriculture	N/A	CC	8/26/2021	2023	Monitor Load	N/A	N/A
BORDEN 1103	2053431	Agriculture	Agriculture	N/A	CC	8/30/2021	2023	Monitor Load	N/A	N/A
BORDEN 1103	2051958	Transportation	MD/HD EV	N/A	CC	11/30/2020	2023	Service Requested	N/A	N/A
STOREY 1111	2053515	Residential	Home Construction	N/A	CC	4/11/2021	2023	Monitor Load	N/A	N/A
STOREY 1111	2222230	Industrial	Facilities	N/A	CC	1/13/2022	2023	Service Requested	N/A	N/A
STOREY 1111	2222512	Commercial	Business	N/A	CC	1/18/2022	2023	Monitor Load	N/A	N/A
LONE TREE 2101	2223625	Transportation	LD EV	N/A	CC	9/29/2022	2023	Monitor Load	N/A	N/A
LONE TREE 2101	2054403	Commercial	Business	N/A	CC	9/15/2020	2023	Service Requested	N/A	N/A
LONE TREE 2101	2053842	Transportation	LD EV	N/A	CC	9/1/2021	2023	Service Requested	N/A	N/A
LONE TREE 2101	1207963	Residential	Home Construction	N/A	CC	N/A	2023	Monitor Load	N/A	N/A
LONE TREE 2101	1672539	Residential	Home Construction	N/A	CC	N/A	2023	Monitor Load	N/A	N/A
LONE TREE 2101	1672542	Residential	Home Construction	N/A	CC	N/A	2023	Monitor Load	N/A	N/A
LONE TREE 2102	1676039	Residential	Home Construction	N/A	CC	N/A	2023	Monitor Load	N/A	N/A
LONE TREE 2102	1676040	Residential	Home Construction	N/A	CC	N/A	2024	Monitor Load	N/A	N/A
LONE TREE 2102	1672291	Residential	Home Construction	N/A	CC	N/A	2023	Monitor Load	N/A	N/A
LONE TREE 2102	824465	Residential	Home Construction	N/A	CC	N/A	2023	Monitor Load	N/A	N/A
LONE TREE 2102	824118	Industrial	Facilities	N/A	CC	4/1/2017	2023	Service Requested	N/A	N/A
LONE TREE 2102	2053793	Residential	Home Construction	N/A	CC	N/A	2024	Monitor Load	N/A	N/A
LONE TREE 2102	2054045	Commercial	Business	N/A	CC	1/31/2021	2023	Monitor Load	N/A	N/A
LONE TREE 2102	2223002	Transportation	MD/HD EV	N/A	CC	6/28/2022	2023	Monitor Load	N/A	N/A
OAKLAND L 1103	2222194	Commercial	Business	N/A	CC	2/9/2021	2023	Service Requested	N/A	N/A
DINUBA 1106	2529603	Commercial	Business	N/A	CC	N/A	2023	Monitor Load	N/A	N/A
CUYAMA 2101	2054109	Agriculture	Agriculture	N/A	CC	4/28/2021	2023	Service Requested	N/A	N/A
CUYAMA 2101	1207930	Agriculture	Agriculture	N/A	CC	5/7/2019	2023	Monitor Load	N/A	N/A
PANAMA 2102	1676300	Commercial	Business	N/A	CC	4/27/2020	2023	Monitor Load	N/A	N/A
PANAMA 2102	2222444	Residential	Home Construction	N/A	CC	N/A	2023	Monitor Load	N/A	N/A
PANAMA 2102	2223439	Residential	Home Construction	N/A	CC	5/10/2022	2023	Service Requested	N/A	N/A
TEVIS 2105	2529579	Commercial	Business	N/A	CC	11/14/2022	2023	Service Requested	N/A	N/A
TEVIS 2105	1676035	Transportation	MD/HD EV	N/A	CC	N/A	2023	Monitor Load	N/A	N/A
TEVIS 2105	2053168	Industrial	Facilities	N/A	CC	N/A	2023	Monitor Load	N/A	N/A
TEVIS 2105	2053169	Industrial	Facilities	N/A	CC	N/A	2024	Monitor Load	N/A	N/A
PASO ROBLES 1106	2223962	Transportation	MD/HD EV	N/A	CC	1/14/2022	2023	Service Requested	N/A	N/A
PASO ROBLES 1106	2223963	Transportation	MD/HD EV	N/A	CC	1/14/2022	2024	Service Requested	N/A	N/A
PASO ROBLES 1106	2223964	Transportation	MD/HD EV	N/A	CC	1/14/2022	2025	Service Requested	N/A	N/A
PASO ROBLES 1106	2223760	Residential	Home Construction	N/A	CC	5/3/2022	2024	Service Requested	N/A	N/A
NORTH TOWER 1104	2223527	Residential	Home Construction	N/A	CC	2/1/2022	2023	Service Requested	N/A	N/A
NORTH TOWER 1104	2529372	Transportation	MD/HD EV	N/A	CC	11/2/2022	2023	Service Requested	N/A	N/A

PG&E 2023 Distribution Deferral Opportunity Report (DDOR)

Appendix G: Known Load Project Tracking Data

Version Date: 8/15/2023

Public

Circuit	Unique Identifier	Type	Category	IEPR Status	Load Amount (MVA)	Initial Service Request Date	Current Expected In-Service Date	Status	Actual In-Service Date	Actual Load Amount
NORTH TOWER 1104	2529373	Transportation	MD/HD EV	N/A	CC	9/20/2022	2023	Service Requested	N/A	N/A
HIGHLANDS 1104	2221956	Residential	Home Construction	N/A	CC	11/11/2021	2023	Service Requested	N/A	N/A
HUNTERS POINT (SF P) 1109	1207583	Commercial	Business	N/A	CC	N/A	2023	Monitor Load	N/A	N/A
HUNTERS POINT (SF P) 1109	2529431	Industrial	Facilities	N/A	CC	N/A	2023	Monitor Load	N/A	N/A
HUNTERS POINT (SF P) 1109	2529432	Industrial	Facilities	N/A	CC	N/A	2024	Monitor Load	N/A	N/A
LLAGAS 2107	2222429	Transportation	MD/HD EV	N/A	CC	4/5/2022	2027	Service Requested	N/A	N/A
LLAGAS 2107	2222711	Residential	Home Construction	N/A	CC	N/A	2023	Monitor Load	N/A	N/A
LLAGAS 2107	2222739	Transportation	MD/HD EV	N/A	CC	12/16/2020	2023	Service Requested	N/A	N/A
LLAGAS 2107	1676066	Residential	Home Construction	N/A	CC	2/4/2020	2023	Monitor Load	N/A	N/A
LLAGAS 2107	2221766	Transportation	MD/HD EV	N/A	CC	12/16/2020	2026	Service Requested	N/A	N/A
STONE 1108	2054380	Transportation	MD/HD EV	N/A	CC	11/3/2021	2024	Service Requested	N/A	N/A
STONE 1108	1676178	Industrial	Facilities	N/A	CC	N/A	2023	Monitor Load	N/A	N/A
STONE 1108	1672224	Industrial	Facilities	N/A	CC	N/A	2023	Monitor Load	N/A	N/A
STONE 1108	1672225	Industrial	Facilities	N/A	CC	N/A	2024	Monitor Load	N/A	N/A
STONE 1108	1207323	Industrial	Facilities	N/A	CC	N/A	2023	Monitor Load	N/A	N/A
STONE 1108	2529565	Transportation	MD/HD EV	N/A	CC	11/3/2021	2025	Service Requested	N/A	N/A
STONE 1107	2223650	Transportation	MD/HD EV	N/A	CC	N/A	2024	Monitor Load	N/A	N/A
LIVE OAK 1104	2223877	Agriculture	Agriculture	N/A	CC	N/A	2023	Monitor Load	N/A	N/A
CLAY 1103	2052962	Residential	Home Construction	N/A	CC	N/A	2023	Monitor Load	N/A	N/A
VIERRA 1706	2052412	Commercial	Business	N/A	CC	N/A	2023	Monitor Load	N/A	N/A
VIERRA 1706	2052414	Commercial	Business	N/A	CC	11/20/2020	2023	Monitor Load	N/A	N/A
VIERRA 1706	2052415	Commercial	Business	N/A	CC	11/20/2020	2024	Monitor Load	N/A	N/A
VIERRA 1706	2052491	Residential	Home Construction	N/A	CC	N/A	2024	Monitor Load	N/A	N/A
VIERRA 1706	1671889	Residential	Home Construction	N/A	CC	N/A	2024	Monitor Load	N/A	N/A
VIERRA 1706	1672368	Residential	Home Construction	N/A	CC	N/A	2025	Monitor Load	N/A	N/A
VIERRA 1706	1672439	Transportation	MD/HD EV	N/A	CC	4/22/2020	2024	Monitor Load	N/A	N/A
VIERRA 1706	1672440	Transportation	MD/HD EV	N/A	CC	4/22/2020	2024	Monitor Load	N/A	N/A
VIERRA 1706	2223490	Commercial	Business	N/A	CC	6/1/2022	2023	Service Requested	N/A	N/A
VIERRA 1706	2223025	Transportation	MD/HD EV	N/A	CC	7/13/2022	2023	Monitor Load	N/A	N/A
VIERRA 1706	2222514	Commercial	Business	N/A	CC	N/A	2023	Monitor Load	N/A	N/A
LOCKHEED NO 2 1107	2222602	Commercial	Business	N/A	CC	N/A	2024	Monitor Load	N/A	N/A
LOCKHEED NO 2 1107	2222603	Commercial	Business	N/A	CC	5/16/2022	2025	Service Requested	N/A	N/A
LOCKHEED NO 2 1106	2222295	Commercial	Business	N/A	CC	3/5/2021	2025	Service Requested	N/A	N/A
LOCKHEED NO 2 1106	2053835	Commercial	Business	N/A	CC	3/5/2021	2024	Service Requested	N/A	N/A
LOS ALTOS 1107	2221818	Transportation	MD/HD EV	N/A	CC	11/30/2021	2023	Service Requested	N/A	N/A
LONE TREE 2105	2223362	Transportation	MD/HD EV	N/A	CC	8/23/2022	2023	Service Requested	N/A	N/A
MORAGA 1105	2223636	Transportation	MD/HD EV	N/A	CC	6/17/2022	2025	Monitor Load	N/A	N/A
AIRWAYS 1106	2223610	Residential	Home Construction	N/A	CC	8/8/2022	2023	Monitor Load	N/A	N/A
AIRWAYS 1106	2223611	Residential	Home Construction	N/A	CC	8/8/2022	2024	Monitor Load	N/A	N/A
AIRWAYS 1106	2222473	Residential	Home Construction	N/A	CC	3/28/2022	2024	Service Requested	N/A	N/A

PG&E 2023 Distribution Deferral Opportunity Report (DDOR)

Appendix G: Known Load Project Tracking Data

Version Date: 8/15/2023

Public

Circuit	Unique Identifier	Type	Category	IEPR Status	Load Amount (MVA)	Initial Service Request Date	Current Expected In-Service Date	Status	Actual In-Service Date	Actual Load Amount
AIRWAYS 1106	2222474	Residential	Home Construction	N/A	CC	3/28/2022	2025	Service Requested	N/A	N/A
AIRWAYS 1106	2222338	Residential	Home Construction	N/A	CC	N/A	2024	Monitor Load	N/A	N/A
AIRWAYS 1106	2222238	Residential	Home Construction	N/A	CC	N/A	2023	Monitor Load	N/A	N/A
AIRWAYS 1106	2053596	Residential	Home Construction	N/A	CC	N/A	2023	Monitor Load	N/A	N/A
AIRWAYS 1106	2053597	Residential	Home Construction	N/A	CC	N/A	2024	Monitor Load	N/A	N/A
AIRWAYS 1106	2052799	Residential	Home Construction	N/A	CC	N/A	2023	Monitor Load	N/A	N/A
AIRWAYS 1106	2052800	Residential	Home Construction	N/A	CC	N/A	2024	Monitor Load	N/A	N/A
AIRWAYS 1106	2052803	Residential	Home Construction	N/A	CC	N/A	2023	Monitor Load	N/A	N/A
AIRWAYS 1106	2052806	Residential	Home Construction	N/A	CC	N/A	2023	Monitor Load	N/A	N/A
AIRWAYS 1106	2052807	Residential	Home Construction	N/A	CC	N/A	2024	Monitor Load	N/A	N/A
AIRWAYS 1106	2052809	Residential	Home Construction	N/A	CC	N/A	2023	Monitor Load	N/A	N/A
AIRWAYS 1106	2052810	Residential	Home Construction	N/A	CC	N/A	2024	Monitor Load	N/A	N/A
GATES 1105	1999737	Agriculture	Agriculture	N/A	CC	3/31/2020	2023	Service Requested	N/A	N/A
GATES 1105	2222294	Agriculture	Agriculture	N/A	CC	7/26/2021	2023	Monitor Load	N/A	N/A
GATES 1105	2529700	Agriculture	Agriculture	N/A	CC	4/7/2022	2024	Service Requested	N/A	N/A
WEST FRESNO 1112	2223341	Transportation	MD/HD EV	N/A	CC	N/A	2023	Monitor Load	N/A	N/A
WEST FRESNO 1112	2223342	Transportation	MD/HD EV	N/A	CC	N/A	2024	Monitor Load	N/A	N/A
WEST FRESNO 1112	2223343	Transportation	MD/HD EV	N/A	CC	N/A	2025	Monitor Load	N/A	N/A
WEST FRESNO 1112	2223344	Transportation	MD/HD EV	N/A	CC	N/A	2026	Monitor Load	N/A	N/A
WEST FRESNO 1112	2223345	Transportation	MD/HD EV	N/A	CC	N/A	2027	Monitor Load	N/A	N/A
WEST FRESNO 1112	2223187	Industrial	Facilities	N/A	CC	N/A	2023	Monitor Load	N/A	N/A
WEST FRESNO 1112	2223188	Industrial	Facilities	N/A	CC	N/A	2023	Monitor Load	N/A	N/A
WEST FRESNO 1112	1207784	Transportation	MD/HD EV	N/A	CC	7/19/2019	2023	Monitor Load	N/A	N/A
WEST FRESNO 1111	2053806	Industrial	Facilities	N/A	CC	3/25/2021	2023	Service Requested	N/A	N/A
WEST FRESNO 1111	2223185	Industrial	Facilities	N/A	CC	N/A	2025	Monitor Load	N/A	N/A
WEST FRESNO 1111	2223175	Industrial	Facilities	N/A	CC	N/A	2025	Monitor Load	N/A	N/A
WEST FRESNO 1111	2222895	Residential	Home Construction	N/A	CC	4/5/2022	2023	Service Requested	N/A	N/A
PINEDALE 2101	1671886	Residential	Home Construction	N/A	CC	N/A	2023	Monitor Load	N/A	N/A
PINEDALE 2101	1207639	Residential	Home Construction	N/A	CC	N/A	2023	Monitor Load	N/A	N/A
OLD RIVER 1104	2054116	Agriculture	Agriculture	N/A	CC	1/29/2021	2023	Service Requested	N/A	N/A
OLD RIVER 1104	2054384	Residential	Home Construction	N/A	CC	9/6/2022	2024	Service Requested	N/A	N/A
OLD RIVER 1104	2054385	Residential	Home Construction	N/A	CC	8/26/2021	2023	Service Requested	N/A	N/A
OLD RIVER 1104	2223657	Residential	Home Construction	N/A	CC	9/6/2022	2025	Service Requested	N/A	N/A
TUPMAN 1106	1672198	Agriculture	Agriculture	N/A	CC	12/11/2019	2023	Monitor Load	N/A	N/A
TUPMAN 1105	1672237	Agriculture	Agriculture	N/A	CC	10/10/2020	2023	Monitor Load	N/A	N/A
CHARCA 1103	2529679	Agriculture	Agriculture	N/A	CC	8/15/2022	2023	Service Requested	N/A	N/A
CHARCA 1102	2529644	Agriculture	Agriculture	N/A	CC	10/7/2022	2023	Service Requested	N/A	N/A
NOTRE DAME 1102	2053589	Residential	Home Construction	N/A	CC	9/29/2020	2023	Monitor Load	N/A	N/A
ARBUCKLE 1104	2222186	Agriculture	Agriculture	N/A	CC	11/9/2021	2023	Monitor Load	N/A	N/A
ARBUCKLE 1104	2223153	Agriculture	Agriculture	N/A	CC	5/19/2022	2023	Service Requested	N/A	N/A

PG&E 2023 Distribution Deferral Opportunity Report (DDOR)

Appendix G: Known Load Project Tracking Data

Version Date: 8/15/2023

Public

Circuit	Unique Identifier	Type	Category	IEPR Status	Load Amount (MVA)	Initial Service Request Date	Current Expected In-Service Date	Status	Actual In-Service Date	Actual Load Amount
ARBUCKLE 1104	2222468	Agriculture	Agriculture	N/A	CC	10/13/2021	2023	Monitor Load	N/A	N/A
ARBUCKLE 1104	2222560	Agriculture	Agriculture	N/A	CC	10/20/2021	2023	Service Requested	N/A	N/A
DIXON 1106	2222948	Residential	Home Construction	N/A	CC	N/A	2023	Monitor Load	N/A	N/A
DIXON 1106	2222956	Transportation	MD/HD EV	N/A	CC	6/21/2022	2023	Service Requested	N/A	N/A
DIXON 1106	2223436	Transportation	MD/HD EV	N/A	CC	8/18/2022	2023	Service Requested	N/A	N/A
DIXON 1106	2221525	Residential	Home Construction	N/A	CC	6/7/2021	2023	Service Requested	N/A	N/A
DIXON 1106	2053533	Residential	Home Construction	N/A	CC	12/4/2020	2023	Service Requested	N/A	N/A
DIXON 1106	2053534	Residential	Home Construction	N/A	CC	N/A	2023	Monitor Load	N/A	N/A
DIXON 1106	2053310	Commercial	Business	N/A	CC	5/7/2021	2023	Service Requested	N/A	N/A
DEEPWATER 1105	2053826	Commercial	Business	N/A	CC	5/20/2021	2023	Monitor Load	N/A	N/A
DEEPWATER 1105	2053827	Commercial	Business	N/A	CC	5/20/2021	2023	Monitor Load	N/A	N/A
DEEPWATER 1105	2053850	Commercial	Business	N/A	CC	3/8/2021	2023	Monitor Load	N/A	N/A
STONE 1110	2223294	Transportation	MD/HD EV	N/A	CC	N/A	2024	Monitor Load	N/A	N/A
SHINGLE SPRINGS 2110	2223804	Industrial	Facilities	N/A	CC	3/3/2020	2023	Monitor Load	N/A	N/A
VICTOR 1102	2223425	Agriculture	Agriculture	N/A	CC	12/22/2021	2023	Service Requested	N/A	N/A
VICTOR 1102	2054073	Agriculture	Agriculture	N/A	CC	9/15/2021	2023	Monitor Load	N/A	N/A
EIGHT MILE 2104	2054275	Transportation	LD EV	N/A	CC	6/24/2021	2023	Service Requested	N/A	N/A
NEWMAN 1105	2397464	Residential	Home Construction	N/A	CC	3/8/2022	2023	Service Requested	N/A	N/A
SOLEDAD 2102	2223349	Commercial	Business	N/A	CC	8/1/2022	2023	Service Requested	N/A	N/A
SOLEDAD 2102	2222451	Agriculture	Agriculture	N/A	CC	11/8/2021	2023	Service Requested	N/A	N/A
SOLEDAD 2102	2222111	Commercial	Business	N/A	CC	1/4/2022	2023	Monitor Load	N/A	N/A
SOLEDAD 2102	1092990	Commercial	Business	N/A	CC	5/3/2018	2023	Monitor Load	N/A	N/A
SOLEDAD 2102	2052976	Transportation	MD/HD EV	N/A	CC	6/5/2020	2023	Monitor Load	N/A	N/A
CARUTHERS 1105	2053543	Agriculture	Agriculture	N/A	CC	N/A	2023	Monitor Load	N/A	N/A
PINEDALE 2102	1207891	Agriculture	Agriculture	N/A	CC	11/3/2017	2023	Monitor Load	N/A	N/A
VINEYARD 2104	1675947	Transportation	MD/HD EV	N/A	CC	6/30/2020	2024	Service Requested	N/A	N/A
VINEYARD 2110	824106	Transportation	MD/HD EV	N/A	CC	3/2/2018	2023	Monitor Load	N/A	N/A
GRAND ISLAND 2226	1207312	Industrial	Cultivation	N/A	CC	3/5/2018	2023	Monitor Load	N/A	N/A
GRAND ISLAND 2226	2053781	Commercial	Business	N/A	CC	6/1/2021	2023	Monitor Load	N/A	N/A
GRAND ISLAND 2226	2053771	Industrial	Cultivation	N/A	CC	5/28/2021	2023	Service Requested	N/A	N/A
GRAND ISLAND 2227	2222888	Agriculture	Agriculture	N/A	CC	1/3/2022	2023	Monitor Load	N/A	N/A
PLAINFIELD 1106	2053999	Residential	Home Construction	N/A	CC	1/23/2021	2023	Monitor Load	N/A	N/A
PLAINFIELD 1106	2221636	Agriculture	Agriculture	N/A	CC	8/27/2021	2023	Monitor Load	N/A	N/A
PLAINFIELD 1106	2051850	Residential	Home Construction	N/A	CC	N/A	2023	Monitor Load	N/A	N/A
PLAINFIELD 1106	2051857	Residential	Home Construction	N/A	CC	N/A	2023	Monitor Load	N/A	N/A
HUNTERS POINT (SF P) 1108	1207605	Residential	Home Construction	N/A	CC	12/20/2018	2023	Service Requested	N/A	N/A
HUNTERS POINT (SF P) 1108	2054032	Commercial	Business	N/A	CC	6/24/2020	2023	Monitor Load	N/A	N/A
HUNTERS POINT (SF P) 1108	2529405	Industrial	Facilities	N/A	CC	N/A	2023	Monitor Load	N/A	N/A
HUNTERS POINT (SF P) 1108	2223932	Commercial	Business	N/A	CC	3/3/2022	2024	Service Requested	N/A	N/A
HUNTERS POINT (SF P) 1107	1672305	Residential	Home Construction	N/A	CC	7/29/2019	2023	Service Requested	N/A	N/A

PG&E 2023 Distribution Deferral Opportunity Report (DDOR)

Appendix G: Known Load Project Tracking Data

Version Date: 8/15/2023

Public

Circuit	Unique Identifier	Type	Category	IEPR Status	Load Amount (MVA)	Initial Service Request Date	Current Expected In-Service Date	Status	Actual In-Service Date	Actual Load Amount
HUNTERS POINT (SF P) 1107	2051943	Transportation	MD/HD EV	N/A	CC	10/14/2020	2023	Service Requested	N/A	N/A
MILPITAS 2111	1999773	Industrial	Facilities	N/A	CC	4/8/2020	2023	Monitor Load	N/A	N/A
NORTECH 2110	1672083	Industrial	Facilities	N/A	CC	N/A	2023	Monitor Load	N/A	N/A
NORTECH 2110	1207887	Industrial	Facilities	N/A	CC	N/A	2023	Monitor Load	N/A	N/A
NORTECH 2110	2324	Industrial	Facilities	N/A	CC	N/A	2023	Monitor Load	N/A	N/A
NORTECH 2110	2222231	Industrial	Facilities	N/A	CC	N/A	2023	Monitor Load	N/A	N/A
NORTECH 2110	2222232	Industrial	Facilities	N/A	CC	N/A	2023	Monitor Load	N/A	N/A
NORTECH 2110	2222233	Industrial	Facilities	N/A	CC	N/A	2023	Monitor Load	N/A	N/A
CHOWCHILLA 1102	1672345	Transportation	MD/HD EV	N/A	CC	3/25/2020	2023	Monitor Load	N/A	N/A
CHOWCHILLA 1102	2223462	Industrial	Facilities	N/A	CC	7/21/2022	2023	Service Requested	N/A	N/A
PEORIA FLAT 1705	2223210	Transportation	MD/HD EV	N/A	CC	8/4/2022	2023	Service Requested	N/A	N/A
PEORIA FLAT 1705	2222312	Commercial	Business	N/A	CC	6/17/2021	2023	Monitor Load	N/A	N/A
PEORIA FLAT 1705	2222342	Commercial	Business	N/A	CC	8/24/2021	2023	Service Requested	N/A	N/A
PEORIA FLAT 1705	2052494	Industrial	Facilities	N/A	CC	N/A	2023	Monitor Load	N/A	N/A
PEORIA FLAT 1705	2052831	Industrial	Facilities	N/A	CC	N/A	2023	Monitor Load	N/A	N/A
PEORIA FLAT 1705	2222310	Residential	Home Construction	N/A	CC	3/9/2022	2023	Service Requested	N/A	N/A
STONE 1105	2223651	Transportation	MD/HD EV	N/A	CC	9/7/2022	2024	Monitor Load	N/A	N/A
STONE 1105	2223598	Transportation	MD/HD EV	N/A	CC	9/7/2022	2023	Monitor Load	N/A	N/A
LAKEWOOD 2227	2222110	Industrial	Facilities	N/A	CC	N/A	2023	Monitor Load	N/A	N/A
CASSIDY 2107	2053427	Agriculture	Agriculture	N/A	CC	2/19/2021	2023	Monitor Load	N/A	N/A
CASSIDY 2107	2051982	Agriculture	Agriculture	N/A	CC	7/10/2020	2023	Service Requested	N/A	N/A
CASSIDY 2107	2223599	Commercial	Business	N/A	CC	12/17/2021	2023	Service Requested	N/A	N/A
CASSIDY 2107	2223404	Agriculture	Agriculture	N/A	CC	8/11/2022	2023	Service Requested	N/A	N/A
CASSIDY 2107	2222419	Residential	Home Construction	N/A	CC	3/3/2022	2023	Service Requested	N/A	N/A
CASSIDY 2108	2222418	Transportation	LD EV	N/A	CC	4/9/2022	2023	Service Requested	N/A	N/A
CASSIDY 2108	2222441	Residential	Home Construction	N/A	CC	N/A	2023	Monitor Load	N/A	N/A
CASSIDY 2108	2222681	Residential	Home Construction	N/A	CC	N/A	2023	Monitor Load	N/A	N/A
CASSIDY 2108	2222682	Residential	Home Construction	N/A	CC	N/A	2023	Monitor Load	N/A	N/A
CASSIDY 2108	2222683	Residential	Home Construction	N/A	CC	N/A	2023	Monitor Load	N/A	N/A
CASSIDY 2108	2222684	Residential	Home Construction	N/A	CC	N/A	2023	Monitor Load	N/A	N/A
CASSIDY 2108	2222685	Residential	Home Construction	N/A	CC	N/A	2023	Monitor Load	N/A	N/A
CASSIDY 2108	2222686	Residential	Home Construction	N/A	CC	N/A	2023	Monitor Load	N/A	N/A
CASSIDY 2108	2222687	Residential	Home Construction	N/A	CC	N/A	2023	Monitor Load	N/A	N/A
CASSIDY 2108	2222936	Agriculture	Agriculture	N/A	CC	5/9/2022	2023	Service Requested	N/A	N/A
CASSIDY 2108	2222937	Agriculture	Agriculture	N/A	CC	5/9/2022	2023	Service Requested	N/A	N/A
CASSIDY 2108	2223418	Commercial	Business	N/A	CC	9/6/2022	2023	Service Requested	N/A	N/A
CASSIDY 2108	2223882	Residential	Home Construction	N/A	CC	N/A	2024	Monitor Load	N/A	N/A
CASSIDY 2108	2223961	Residential	Home Construction	N/A	CC	6/14/2022	2023	Service Requested	N/A	N/A
CASSIDY 2108	2051984	Commercial	Business	N/A	CC	N/A	2023	Monitor Load	N/A	N/A
CASSIDY 2108	2051985	Residential	Home Construction	N/A	CC	N/A	2023	Monitor Load	N/A	N/A

PG&E 2023 Distribution Deferral Opportunity Report (DDOR)

Appendix G: Known Load Project Tracking Data

Version Date: 8/15/2023

Public

Circuit	Unique Identifier	Type	Category	IEPR Status	Load Amount (MVA)	Initial Service Request Date	Current Expected In-Service Date	Status	Actual In-Service Date	Actual Load Amount
CASSIDY 2108	1672476	Residential	Home Construction	N/A	CC	N/A	2023	Monitor Load	N/A	N/A
CASSIDY 2108	1672064	Residential	Home Construction	N/A	CC	N/A	2023	Monitor Load	N/A	N/A
CASSIDY 2108	1672549	Commercial	Business	N/A	CC	N/A	2023	Monitor Load	N/A	N/A
CASSIDY 2108	1207880	Residential	Home Construction	N/A	CC	N/A	2023	Monitor Load	N/A	N/A
CASSIDY 2108	1207881	Residential	Home Construction	N/A	CC	N/A	2023	Monitor Load	N/A	N/A
CASSIDY 2108	1207929	Residential	Home Construction	N/A	CC	10/25/2017	2023	Monitor Load	N/A	N/A
CASSIDY 2108	2053423	Industrial	Facilities	N/A	CC	N/A	2023	Monitor Load	N/A	N/A
CASSIDY 2108	2053436	Industrial	Facilities	N/A	CC	N/A	2023	Monitor Load	N/A	N/A
CASSIDY 2108	2053564	Commercial	Business	N/A	CC	6/18/2021	2023	Monitor Load	N/A	N/A
CASSIDY 2108	2053527	Residential	Home Construction	N/A	CC	4/27/2021	2023	Service Requested	N/A	N/A
CASSIDY 2108	2053530	Residential	Home Construction	N/A	CC	N/A	2023	Monitor Load	N/A	N/A
CASSIDY 2108	2053626	Residential	Home Construction	N/A	CC	7/30/2021	2023	Service Requested	N/A	N/A
CASSIDY 2108	2053686	Residential	Home Construction	N/A	CC	7/26/2021	2023	Monitor Load	N/A	N/A
CASSIDY 2108	2054031	Commercial	Business	N/A	CC	10/13/2021	2023	Monitor Load	N/A	N/A
CASSIDY 2108	2053779	Residential	Home Construction	N/A	CC	N/A	2023	Monitor Load	N/A	N/A
CASSIDY 2108	2222171	Residential	Home Construction	N/A	CC	N/A	2023	Monitor Load	N/A	N/A
CASSIDY 2108	2222268	Commercial	Business	N/A	CC	3/28/2022	2023	Service Requested	N/A	N/A
CASSIDY 2108	2221935	Residential	Home Construction	N/A	CC	11/30/2021	2023	Service Requested	N/A	N/A
CASSIDY 2108	2156182	Commercial	Business	N/A	CC	8/5/2021	2023	Service Requested	N/A	N/A
CASSIDY 2108	2156183	Commercial	Business	N/A	CC	11/20/2020	2023	Monitor Load	N/A	N/A
CASSIDY 2108	2156185	Agriculture	Agriculture	N/A	CC	11/1/2021	2023	Service Requested	N/A	N/A
WILLOW PASS 2108	1672552	Residential	Home Construction	N/A	CC	5/8/2020	2023	Monitor Load	N/A	N/A
WILLOW PASS 2108	1672285	Residential	Home Construction	N/A	CC	6/15/2015	2023	Monitor Load	N/A	N/A
WILLOW PASS 2108	1672286	Residential	Home Construction	N/A	CC	6/15/2015	2024	Monitor Load	N/A	N/A
FIGARDEN 2113	1671958	Commercial	Business	N/A	CC	1/12/2018	2023	Monitor Load	N/A	N/A
FIGARDEN 2113	2053757	Transportation	MD/HD EV	N/A	CC	N/A	2023	Monitor Load	N/A	N/A
FIGARDEN 2113	2222976	Residential	Home Construction	N/A	CC	3/10/2022	2023	Service Requested	N/A	N/A
7TH STANDARD 2101	2223398	Agriculture	Agriculture	N/A	CC	7/28/2022	2023	Service Requested	N/A	N/A
7TH STANDARD 2102	2292475	Transportation	MD/HD EV	N/A	CC	8/10/2022	2025	Monitor Load	N/A	N/A
7TH STANDARD 2102	2292476	Transportation	MD/HD EV	N/A	CC	8/10/2022	2030	Monitor Load	N/A	N/A
7TH STANDARD 2102	2053293	Industrial	Facilities	N/A	CC	N/A	2027	Monitor Load	N/A	N/A
7TH STANDARD 2102	2221715	Industrial	Facilities	N/A	CC	10/1/2020	2025	Monitor Load	N/A	N/A
7TH STANDARD 2102	2221716	Industrial	Facilities	N/A	CC	10/1/2020	2025	Monitor Load	N/A	N/A
7TH STANDARD 2102	2221955	Industrial	Facilities	N/A	CC	12/13/2021	2024	Service Requested	N/A	N/A
7TH STANDARD 2102	2222261	Industrial	Facilities	N/A	CC	N/A	2025	Monitor Load	N/A	N/A
7TH STANDARD 2102	2222262	Industrial	Facilities	N/A	CC	N/A	2025	Monitor Load	N/A	N/A
7TH STANDARD 2102	2222263	Industrial	Facilities	N/A	CC	N/A	2025	Monitor Load	N/A	N/A
7TH STANDARD 2102	2051999	Commercial	Business	N/A	CC	8/10/2020	2023	Monitor Load	N/A	N/A
7TH STANDARD 2103	2051994	Commercial	Business	N/A	CC	4/25/2019	2023	Monitor Load	N/A	N/A
7TH STANDARD 2103	2051996	Agriculture	Agriculture	N/A	CC	9/22/2020	2023	Service Requested	N/A	N/A

PG&E 2023 Distribution Deferral Opportunity Report (DDOR)

Appendix G: Known Load Project Tracking Data

Version Date: 8/15/2023

Public

Circuit	Unique Identifier	Type	Category	IEPR Status	Load Amount (MVA)	Initial Service Request Date	Current Expected In-Service Date	Status	Actual In-Service Date	Actual Load Amount
7TH STANDARD 2103	2051997	Agriculture	Agriculture	N/A	CC	9/22/2020	2023	Monitor Load	N/A	N/A
7TH STANDARD 2103	2223365	Residential	Home Construction	N/A	CC	6/30/2022	2023	Service Requested	N/A	N/A
7TH STANDARD 2103	2223366	Residential	Home Construction	N/A	CC	8/12/2022	2024	Service Requested	N/A	N/A
MESA 1101	2529391	Agriculture	Agriculture	N/A	CC	7/14/2022	2023	Service Requested	N/A	N/A
FREMONT 1103	2054127	Residential	Home Construction	N/A	CC	N/A	2023	Monitor Load	N/A	N/A
PARADISE 1106	1999837	Residential	Home Construction	N/A	CC	N/A	2023	Monitor Load	N/A	N/A
PARADISE 1106	1999838	Residential	Home Construction	N/A	CC	N/A	2024	Monitor Load	N/A	N/A
PARADISE 1106	1999839	Residential	Home Construction	N/A	CC	N/A	2025	Monitor Load	N/A	N/A
VACA DIXON 1109	2053308	Commercial	Business	N/A	CC	10/30/2020	2023	Service Requested	N/A	N/A
VACA DIXON 1109	2053696	Commercial	Business	N/A	CC	N/A	2023	Monitor Load	N/A	N/A
VACA DIXON 1109	2223971	Transportation	MD/HD EV	N/A	CC	10/6/2022	2025	Service Requested	N/A	N/A
VACA DIXON 1109	2223201	Commercial	Business	N/A	CC	2/16/2022	2023	Service Requested	N/A	N/A
VACA DIXON 1109	2223202	Commercial	Business	N/A	CC	2/16/2022	2024	Service Requested	N/A	N/A
VACA DIXON 1109	2222725	Residential	Home Construction	N/A	CC	N/A	2023	Monitor Load	N/A	N/A
ZAMORA 1107	2529622	Commercial	Business	N/A	CC	N/A	2024	Monitor Load	N/A	N/A
SF E 1107	2529482	Transportation	MD/HD EV	N/A	CC	10/24/2022	2023	Monitor Load	N/A	N/A
MADERA 1118	2054028	Residential	Home Construction	N/A	CC	8/16/2021	2023	Service Requested	N/A	N/A
MADERA 1118	2053967	Industrial	Facilities	N/A	CC	9/24/2021	2023	Monitor Load	N/A	N/A
MADERA 1118	1672165	Commercial	Business	N/A	CC	7/22/2019	2023	Monitor Load	N/A	N/A
MADERA 1119	2222197	Agriculture	Agriculture	N/A	CC	11/23/2021	2023	Service Requested	N/A	N/A
MADERA 1119	2221837	Agriculture	Agriculture	N/A	CC	9/7/2021	2023	Service Requested	N/A	N/A
MADERA 1119	2222690	Agriculture	Agriculture	N/A	CC	2/28/2022	2023	Monitor Load	N/A	N/A
MADERA 1119	2222939	Agriculture	Agriculture	N/A	CC	3/17/2022	2023	Monitor Load	N/A	N/A
MADERA 1119	2222940	Agriculture	Agriculture	N/A	CC	4/1/2022	2023	Monitor Load	N/A	N/A
MADERA 1119	2223062	Agriculture	Agriculture	N/A	CC	1/26/2022	2023	Service Requested	N/A	N/A
OAKLAND J 1114	2529593	Industrial	Cultivation	N/A	CC	12/7/2021	2024	Service Requested	N/A	N/A
HICKS 1109	2223824	Transportation	LD EV	N/A	CC	6/6/2022	2023	Monitor Load	N/A	N/A
HICKS 1109	2223130	Transportation	MD/HD EV	N/A	CC	N/A	2023	Monitor Load	N/A	N/A
HICKS 1109	2223030	Transportation	MD/HD EV	N/A	CC	6/17/2022	2023	Monitor Load	N/A	N/A
SAN BENITO 2101	2222525	Transportation	MD/HD EV	N/A	CC	4/15/2022	2023	Service Requested	N/A	N/A
SAN BENITO 2101	2053415	Residential	Home Construction	N/A	CC	3/19/2021	2023	Service Requested	N/A	N/A
SAN BENITO 2104	2529728	Industrial	Facilities	N/A	CC	6/10/2022	2024	Service Requested	N/A	N/A
LOCKHEED NO 2 1108	2223267	Industrial	Facilities	N/A	CC	12/21/2020	2025	Service Requested	N/A	N/A
LOCKHEED NO 2 1108	2223268	Industrial	Facilities	N/A	CC	12/21/2020	2027	Service Requested	N/A	N/A
LOCKHEED NO 2 1108	1672277	Commercial	Business	N/A	CC	5/6/2019	2025	Monitor Load	N/A	N/A
LOCKHEED NO 2 1108	1672278	Commercial	Business	N/A	CC	5/6/2019	2027	Monitor Load	N/A	N/A
LOCKHEED NO 2 1108	1672279	Commercial	Business	N/A	CC	5/6/2019	2029	Monitor Load	N/A	N/A
LOCKHEED NO 2 1108	1207409	Industrial	Facilities	N/A	CC	6/19/2014	2023	Monitor Load	N/A	N/A
KERMAN 1102	2053910	Agriculture	Agriculture	N/A	CC	3/17/2021	2023	Service Requested	N/A	N/A
KERMAN 1102	2222555	Agriculture	Agriculture	N/A	CC	4/8/2021	2023	Monitor Load	N/A	N/A

PG&E 2023 Distribution Deferral Opportunity Report (DDOR)

Appendix G: Known Load Project Tracking Data

Version Date: 8/15/2023

Public

Circuit	Unique Identifier	Type	Category	IEPR Status	Load Amount (MVA)	Initial Service Request Date	Current Expected In-Service Date	Status	Actual In-Service Date	Actual Load Amount
NEWARK 1106	2223058	Transportation	MD/HD EV	N/A	CC	7/14/2022	2023	Monitor Load	N/A	N/A
WYANDOTTE 1102	2529576	Transportation	MD/HD EV	N/A	CC	N/A	2023	Monitor Load	N/A	N/A
WYANDOTTE 1102	2053562	Industrial	Facilities	N/A	CC	3/19/2021	2033	Service Requested	N/A	N/A
PUTAH CREEK 1105	2054453	Agriculture	Agriculture	N/A	CC	10/19/2021	2023	Monitor Load	N/A	N/A
PUTAH CREEK 1105	2054316	Residential	Home Construction	N/A	CC	12/29/2020	2023	Service Requested	N/A	N/A
PUTAH CREEK 1105	3539	Agriculture	Agriculture	N/A	CC	6/14/2021	2023	Service Requested	N/A	N/A
PUTAH CREEK 1105	2529785	Agriculture	Agriculture	N/A	CC	11/7/2022	2023	Service Requested	N/A	N/A
PUTAH CREEK 1105	2223161	Agriculture	Agriculture	N/A	CC	6/6/2022	2023	Monitor Load	N/A	N/A
PUTAH CREEK 1105	2222601	Commercial	Business	N/A	CC	3/11/2021	2023	Service Requested	N/A	N/A
PUTAH CREEK 1105	2222768	Agriculture	Agriculture	N/A	CC	12/10/2021	2023	Monitor Load	N/A	N/A
PEABODY 2102	2222713	Commercial	Business	N/A	CC	5/2/2022	2023	Request Canceled	N/A	N/A
PEABODY 2102	2222975	Transportation	MD/HD EV	N/A	CC	N/A	2023	Monitor Load	N/A	N/A
PEABODY 2102	2052999	Residential	Home Construction	N/A	CC	11/24/2020	2023	Service Requested	N/A	N/A
VIERRA 1707	2052638	Residential	Home Construction	N/A	CC	N/A	2024	Monitor Load	N/A	N/A
VIERRA 1707	2052416	Residential	Home Construction	N/A	CC	N/A	2024	Monitor Load	N/A	N/A
VIERRA 1707	2052419	Residential	Home Construction	N/A	CC	10/7/2020	2025	Monitor Load	N/A	N/A
VIERRA 1707	2053272	Residential	Home Construction	N/A	CC	N/A	2026	Monitor Load	N/A	N/A
VIERRA 1707	2054024	Agriculture	Agriculture	N/A	CC	9/17/2021	2023	Service Requested	N/A	N/A
VIERRA 1707	2054007	Residential	Home Construction	N/A	CC	N/A	2024	Monitor Load	N/A	N/A
VIERRA 1707	2054008	Residential	Home Construction	N/A	CC	N/A	2026	Monitor Load	N/A	N/A
VIERRA 1707	2054009	Residential	Home Construction	N/A	CC	N/A	2025	Monitor Load	N/A	N/A
VIERRA 1707	2223641	Residential	Home Construction	N/A	CC	12/10/2021	2024	Service Requested	N/A	N/A
WEBER 1109	2223019	Transportation	MD/HD EV	N/A	CC	N/A	2024	Monitor Load	N/A	N/A
WEBER 1109	2222799	Transportation	MD/HD EV	N/A	CC	9/1/2022	2023	Service Requested	N/A	N/A
WEBER 1109	2053778	Industrial	Facilities	N/A	CC	8/3/2021	2023	Monitor Load	N/A	N/A
WEBER 1109	2051841	Agriculture	Agriculture	N/A	CC	9/24/2020	2023	Monitor Load	N/A	N/A
WEBER 1109	2053078	Agriculture	Agriculture	N/A	CC	2/25/2021	2023	Monitor Load	N/A	N/A
WEBER 1110	2051756	Transportation	MD/HD EV	N/A	CC	4/19/2021	2024	Monitor Load	N/A	N/A
WEBER 1110	2054360	Industrial	Facilities	N/A	CC	N/A	2024	Monitor Load	N/A	N/A
WEBER 1110	2054361	Industrial	Facilities	N/A	CC	N/A	2025	Monitor Load	N/A	N/A
WEBER 1110	2054362	Industrial	Facilities	N/A	CC	N/A	2026	Monitor Load	N/A	N/A
WEBER 1110	2222184	Industrial	Facilities	N/A	CC	N/A	2023	Monitor Load	N/A	N/A
WEBER 1110	2223609	Industrial	Facilities	N/A	CC	N/A	2023	Monitor Load	N/A	N/A
WEBER 1110	2223620	Industrial	Facilities	N/A	CC	N/A	2023	Monitor Load	N/A	N/A
WEBER 1110	2223538	Industrial	Facilities	N/A	CC	N/A	2023	Monitor Load	N/A	N/A
WEBER 1110	2223539	Transportation	MD/HD EV	N/A	CC	N/A	2024	Monitor Load	N/A	N/A
WEBER 1110	2529615	Industrial	Facilities	N/A	CC	N/A	2023	Monitor Load	N/A	N/A
WEBER 1110	2529616	Industrial	Facilities	N/A	CC	N/A	2023	Monitor Load	N/A	N/A
WEBER 1110	2529617	Industrial	Facilities	N/A	CC	N/A	2024	Monitor Load	N/A	N/A
OAKLAND L 1106	2053654	Residential	Home Construction	N/A	CC	5/28/2020	2023	Service Requested	N/A	N/A

PG&E 2023 Distribution Deferral Opportunity Report (DDOR)

Appendix G: Known Load Project Tracking Data

Version Date: 8/15/2023

Public

Circuit	Unique Identifier	Type	Category	IEPR Status	Load Amount (MVA)	Initial Service Request Date	Current Expected In-Service Date	Status	Actual In-Service Date	Actual Load Amount
OAKLAND L 1106	1207968	Commercial	Business	N/A	CC	N/A	2023	Monitor Load	N/A	N/A
OAKLAND L 1106	1672030	Commercial	Business	N/A	CC	N/A	2023	Monitor Load	N/A	N/A
OAKLAND L 1106	1672035	Commercial	Business	N/A	CC	N/A	2024	Monitor Load	N/A	N/A
MORMON 1103	2222720	Commercial	Business	N/A	CC	N/A	2023	Monitor Load	N/A	N/A
MORMON 1103	2222341	Commercial	Business	N/A	CC	N/A	2023	Monitor Load	N/A	N/A
PASO ROBLES 1102	2222437	Commercial	Business	N/A	CC	11/30/2021	2023	Service Requested	N/A	N/A
PASO ROBLES 1102	2222963	Transportation	MD/HD EV	N/A	CC	7/1/2022	2024	Service Requested	N/A	N/A
PASO ROBLES 1102	2223758	Commercial	Business	N/A	CC	11/30/2021	2023	Service Requested	N/A	N/A
PASO ROBLES 1102	453611	Commercial	Business	N/A	CC	3/18/2019	2025	Service Requested	N/A	N/A
PASO ROBLES 1102	453612	Commercial	Business	N/A	CC	3/18/2019	2026	Service Requested	N/A	N/A
PASO ROBLES 1102	453614	Commercial	Business	N/A	CC	3/18/2019	2024	Service Requested	N/A	N/A
WAHTOKE 1111	1676151	Transportation	MD/HD EV	N/A	CC	N/A	2023	Monitor Load	N/A	N/A
WAHTOKE 1111	2221524	Agriculture	Agriculture	N/A	CC	6/21/2021	2023	Monitor Load	N/A	N/A
SMYRNA 1105	2054184	Agriculture	Agriculture	N/A	CC	10/2/2020	2023	Monitor Load	N/A	N/A
SMYRNA 1105	2054185	Agriculture	Agriculture	N/A	CC	N/A	2023	Monitor Load	N/A	N/A
SMYRNA 1105	1671941	Agriculture	Agriculture	N/A	CC	11/12/2018	2024	Monitor Load	N/A	N/A
TEJON 1106	2529540	Industrial	Facilities	N/A	CC	11/30/2021	2023	Monitor Load	N/A	N/A
TEJON 1106	2529552	Industrial	Facilities	N/A	CC	N/A	2023	Monitor Load	N/A	N/A
TEJON 1106	2223920	Transportation	MD/HD EV	N/A	CC	5/5/2022	2023	Monitor Load	N/A	N/A
TEJON 1106	2223921	Transportation	MD/HD EV	N/A	CC	5/5/2022	2024	Monitor Load	N/A	N/A
TEJON 1106	2223922	Transportation	MD/HD EV	N/A	CC	5/5/2022	2025	Monitor Load	N/A	N/A
TEJON 1106	2223911	Industrial	Facilities	N/A	CC	2/16/2021	2023	Monitor Load	N/A	N/A
TEJON 1106	2529807	Industrial	Facilities	N/A	CC	12/13/2022	2024	Service Requested	N/A	N/A
WEST LANE 1101	2054313	Commercial	Business	N/A	CC	10/5/2020	2023	Monitor Load	N/A	N/A
CAL WATER 1103	1676203	Residential	Home Construction	N/A	CC	7/1/2020	2023	Service Requested	N/A	N/A
CAL WATER 1103	2223966	Residential	Home Construction	N/A	CC	6/1/2022	2023	Service Requested	N/A	N/A
CAL WATER 1103	2529476	Residential	Home Construction	N/A	CC	6/1/2022	2023	Service Requested	N/A	N/A
OAKLAND C 1108	2223893	Industrial	Facilities	N/A	CC	11/9/2021	2023	Service Requested	N/A	N/A
CHOWCHILLA 1101	1672349	Transportation	MD/HD EV	N/A	CC	N/A	2023	Monitor Load	N/A	N/A
CHOWCHILLA 1101	1672350	Transportation	MD/HD EV	N/A	CC	N/A	2024	Monitor Load	N/A	N/A
CHOWCHILLA 1101	1999782	Commercial	Business	N/A	CC	8/20/2020	2023	Monitor Load	N/A	N/A
CHOWCHILLA 1101	1676383	Agriculture	Agriculture	N/A	CC	10/14/2021	2023	Monitor Load	N/A	N/A
CHOWCHILLA 1101	2053146	Residential	Home Construction	N/A	CC	5/3/2021	2024	Service Requested	N/A	N/A
PAUL SWEET 2101	2223266	Industrial	Facilities	N/A	CC	11/16/2020	2023	Service Requested	N/A	N/A
PAUL SWEET 2108	2223332	Residential	Home Construction	N/A	CC	8/3/2021	2023	Service Requested	N/A	N/A
PAUL SWEET 2108	2223078	Residential	Home Construction	N/A	CC	N/A	2023	Monitor Load	N/A	N/A
PAUL SWEET 2108	2223616	Commercial	Business	N/A	CC	N/A	2023	Monitor Load	N/A	N/A
PAUL SWEET 2108	2223447	Commercial	Business	N/A	CC	N/A	2023	Monitor Load	N/A	N/A
PAUL SWEET 2108	2222863	Transportation	MD/HD EV	N/A	CC	4/11/2022	2023	Monitor Load	N/A	N/A
PAUL SWEET 2108	1207350	Commercial	Business	N/A	CC	N/A	2023	Monitor Load	N/A	N/A

PG&E 2023 Distribution Deferral Opportunity Report (DDOR)

Appendix G: Known Load Project Tracking Data

Version Date: 8/15/2023

Public

Circuit	Unique Identifier	Type	Category	IEPR Status	Load Amount (MVA)	Initial Service Request Date	Current Expected In-Service Date	Status	Actual In-Service Date	Actual Load Amount
ANITA 1106	2529653	Agriculture	Agriculture	N/A	CC	11/21/2022	2023	Service Requested	N/A	N/A
ANITA 1105	1672191	Industrial	Facilities	N/A	CC	6/20/2019	2023	Service Requested	N/A	N/A
LAKEVILLE 1105	2053590	Residential	Home Construction	N/A	CC	2/18/2021	2023	Monitor Load	N/A	N/A
MOSHER 2110	2221803	Transportation	MD/HD EV	N/A	CC	5/20/2021	2023	Service Requested	N/A	N/A
MOSHER 2110	2221804	Commercial	Business	N/A	CC	N/A	2023	Monitor Load	N/A	N/A
FORT ORD 2106	2222095	Residential	Home Construction	N/A	CC	10/23/2020	2023	Service Requested	N/A	N/A
FORT ORD 2106	2222090	Residential	Home Construction	N/A	CC	4/13/2021	2023	Service Requested	N/A	N/A
FORT ORD 2106	2222091	Residential	Home Construction	N/A	CC	N/A	2023	Monitor Load	N/A	N/A
POTRERO (SF A) 1121	2221635	Industrial	Facilities	N/A	CC	N/A	2023	Monitor Load	N/A	N/A
POTRERO (SF A) 1121	2053816	Industrial	Facilities	N/A	CC	N/A	2023	Monitor Load	N/A	N/A
POTRERO (SF A) 1121	2053817	Industrial	Facilities	N/A	CC	N/A	2027	Monitor Load	N/A	N/A
POTRERO (SF A) 1121	2053818	Industrial	Facilities	N/A	CC	N/A	2031	Monitor Load	N/A	N/A
POTRERO (SF A) 1121	2053819	Residential	Home Construction	N/A	CC	N/A	2025	Monitor Load	N/A	N/A
POTRERO (SF A) 1121	2053851	Commercial	Business	N/A	CC	N/A	2025	Monitor Load	N/A	N/A
POTRERO (SF A) 1121	2053852	Residential	Home Construction	N/A	CC	N/A	2026	Monitor Load	N/A	N/A
POTRERO (SF A) 1121	2053854	Commercial	Business	N/A	CC	N/A	2026	Monitor Load	N/A	N/A
POTRERO (SF A) 1121	2053855	Commercial	Business	N/A	CC	N/A	2027	Monitor Load	N/A	N/A
POTRERO (SF A) 1121	2053856	Commercial	Business	N/A	CC	N/A	2027	Monitor Load	N/A	N/A
POTRERO (SF A) 1121	2053857	Residential	Home Construction	N/A	CC	N/A	2028	Monitor Load	N/A	N/A
POTRERO (SF A) 1121	2053858	Residential	Home Construction	N/A	CC	N/A	2030	Monitor Load	N/A	N/A
POTRERO (SF A) 1121	2053859	Commercial	Business	N/A	CC	N/A	2030	Monitor Load	N/A	N/A
POTRERO (SF A) 1121	2053860	Commercial	Business	N/A	CC	N/A	2031	Monitor Load	N/A	N/A
POTRERO (SF A) 1121	2053861	Residential	Home Construction	N/A	CC	N/A	2031	Monitor Load	N/A	N/A
POTRERO (SF A) 1121	2053862	Transportation	MD/HD EV	N/A	CC	N/A	2034	Monitor Load	N/A	N/A
POTRERO (SF A) 1121	2053864	Commercial	Business	N/A	CC	N/A	2035	Monitor Load	N/A	N/A
POTRERO (SF A) 1121	2223209	Commercial	Business	N/A	CC	N/A	2023	Monitor Load	N/A	N/A
POTRERO (SF A) 1121	2223216	Commercial	Business	N/A	CC	N/A	2024	Monitor Load	N/A	N/A
POTRERO (SF A) 1121	2223217	Commercial	Business	N/A	CC	N/A	2025	Monitor Load	N/A	N/A
EIGHT MILE 2106	2054279	Agriculture	Agriculture	N/A	CC	3/25/2021	2023	Service Requested	N/A	N/A
SHEPHERD 2109	2054435	Commercial	Business	N/A	CC	N/A	2023	Monitor Load	N/A	N/A
SHEPHERD 2109	2221483	Residential	Home Construction	N/A	CC	3/31/2021	2023	Service Requested	N/A	N/A
SHEPHERD 2109	2221484	Residential	Home Construction	N/A	CC	3/31/2021	2023	Service Requested	N/A	N/A
SHEPHERD 2109	2221485	Residential	Home Construction	N/A	CC	3/31/2021	2024	Service Requested	N/A	N/A
SHEPHERD 2109	1672406	Residential	Home Construction	N/A	CC	N/A	2023	Monitor Load	N/A	N/A
SHEPHERD 2109	1207954	Residential	Home Construction	N/A	CC	N/A	2023	Monitor Load	N/A	N/A
SHEPHERD 2110	2223413	Residential	Home Construction	N/A	CC	9/5/2022	2023	Service Requested	N/A	N/A
SHEPHERD 2111	2053107	Commercial	Business	N/A	CC	5/20/2019	2023	Monitor Load	N/A	N/A
SHEPHERD 2111	2053108	Commercial	Business	N/A	CC	5/20/2019	2023	Monitor Load	N/A	N/A
SHEPHERD 2111	2222265	Commercial	Business	N/A	CC	N/A	2024	Monitor Load	N/A	N/A
SHEPHERD 2112	2221487	Residential	Home Construction	N/A	CC	12/4/2020	2023	Monitor Load	N/A	N/A

PG&E 2023 Distribution Deferral Opportunity Report (DDOR)

Appendix G: Known Load Project Tracking Data

Version Date: 8/15/2023

Public

Circuit	Unique Identifier	Type	Category	IEPR Status	Load Amount (MVA)	Initial Service Request Date	Current Expected In-Service Date	Status	Actual In-Service Date	Actual Load Amount
SHEPHERD 2112	1207898	Residential	Home Construction	N/A	CC	2/7/2019	2023	Monitor Load	N/A	N/A
SALINAS 1108	2221974	Industrial	Facilities	N/A	CC	8/30/2021	2023	Monitor Load	N/A	N/A
SALINAS 1109	1676099	Commercial	Business	N/A	CC	10/15/2018	2023	Monitor Load	N/A	N/A
SALINAS 1109	2052966	Commercial	Business	N/A	CC	9/17/2020	2023	Monitor Load	N/A	N/A
WHISMAN 1112	2053038	Commercial	Business	N/A	CC	4/13/2020	2028	Service Requested	N/A	N/A
WHISMAN 1112	2053039	Commercial	Business	N/A	CC	4/13/2020	2026	Service Requested	N/A	N/A
WHISMAN 1112	2053040	Commercial	Business	N/A	CC	4/13/2020	2027	Service Requested	N/A	N/A
MABURY 1105	2221963	Commercial	Business	N/A	CC	11/1/2021	2024	Service Requested	N/A	N/A
MABURY 1105	2223778	Transportation	LD EV	N/A	CC	7/16/2021	2023	Monitor Load	N/A	N/A
DAIRYLAND 1112	2222789	Agriculture	Agriculture	N/A	CC	12/15/2021	2023	Monitor Load	N/A	N/A
DAIRYLAND 1112	2053934	Agriculture	Agriculture	N/A	CC	8/20/2021	2023	Monitor Load	N/A	N/A
DAIRYLAND 1112	1676394	Agriculture	Agriculture	N/A	CC	3/8/2019	2023	Monitor Load	N/A	N/A
DAIRYLAND 1112	1207415	Agriculture	Agriculture	N/A	CC	N/A	2023	Monitor Load	N/A	N/A
DAVIS 1101	1676288	Industrial	Facilities	N/A	CC	5/11/2020	2023	Service Requested	N/A	N/A
DAVIS 1101	2223957	Residential	Home Construction	N/A	CC	N/A	2023	Monitor Load	N/A	N/A
AIRWAYS 1107	2223949	Residential	Home Construction	N/A	CC	6/30/2022	2023	Service Requested	N/A	N/A
AIRWAYS 1107	2223950	Residential	Home Construction	N/A	CC	6/30/2022	2024	Service Requested	N/A	N/A
AIRWAYS 1107	2223951	Residential	Home Construction	N/A	CC	6/30/2022	2025	Service Requested	N/A	N/A
AIRWAYS 1107	2529802	Residential	Home Construction	N/A	CC	N/A	2024	Monitor Load	N/A	N/A
AIRWAYS 1107	2222557	Residential	Home Construction	N/A	CC	N/A	2024	Monitor Load	N/A	N/A
AIRWAYS 1107	2222558	Residential	Home Construction	N/A	CC	N/A	2023	Monitor Load	N/A	N/A
AIRWAYS 1107	2222559	Residential	Home Construction	N/A	CC	N/A	2025	Monitor Load	N/A	N/A
AIRWAYS 1107	2223248	Residential	Home Construction	N/A	CC	6/30/2022	2023	Service Requested	N/A	N/A
AIRWAYS 1107	2223249	Residential	Home Construction	N/A	CC	6/30/2022	2024	Service Requested	N/A	N/A
AIRWAYS 1107	2223250	Residential	Home Construction	N/A	CC	6/30/2022	2025	Service Requested	N/A	N/A
AIRWAYS 1107	2223397	Residential	Home Construction	N/A	CC	N/A	2023	Monitor Load	N/A	N/A
AIRWAYS 1107	2052486	Residential	Home Construction	N/A	CC	N/A	2023	Monitor Load	N/A	N/A
AIRWAYS 1107	2052487	Residential	Home Construction	N/A	CC	N/A	2024	Monitor Load	N/A	N/A
AIRWAYS 1107	2052488	Residential	Home Construction	N/A	CC	N/A	2025	Monitor Load	N/A	N/A
GATES 1106	2222515	Agriculture	Agriculture	N/A	CC	11/12/2021	2023	Monitor Load	N/A	N/A
GATES 1106	2222606	Agriculture	Agriculture	N/A	CC	11/11/2021	2023	Service Requested	N/A	N/A
GATES 1106	2222388	Agriculture	Agriculture	N/A	CC	1/26/2022	2023	Service Requested	N/A	N/A
GATES 1106	2222878	Agriculture	Agriculture	N/A	CC	3/23/2022	2023	Service Requested	N/A	N/A
PARLIER 1105	2529439	Industrial	Facilities	N/A	CC	N/A	2024	Monitor Load	N/A	N/A
PARLIER 1105	1999714	Industrial	Facilities	N/A	CC	N/A	2024	Monitor Load	N/A	N/A
PARLIER 1105	1220	Industrial	Facilities	N/A	CC	N/A	2023	Monitor Load	N/A	N/A
PARLIER 1105	2054112	Industrial	Facilities	N/A	CC	N/A	2023	Monitor Load	N/A	N/A
ALPAUGH 1103	2529435	Agriculture	Agriculture	N/A	CC	3/17/2022	2023	Monitor Load	N/A	N/A
GATES 1110	2529360	Agriculture	Agriculture	N/A	CC	5/23/2022	2023	Service Requested	N/A	N/A
GATES 1110	2222890	Agriculture	Agriculture	N/A	CC	2/18/2022	2023	Service Requested	N/A	N/A

PG&E 2023 Distribution Deferral Opportunity Report (DDOR)

Appendix G: Known Load Project Tracking Data

Version Date: 8/15/2023

Public

Circuit	Unique Identifier	Type	Category	IEPR Status	Load Amount (MVA)	Initial Service Request Date	Current Expected In-Service Date	Status	Actual In-Service Date	Actual Load Amount
GUERNSEY 1106	2223145	Agriculture	Agriculture	N/A	CC	11/2/2021	2023	Service Requested	N/A	N/A
GUERNSEY 1106	1676233	Agriculture	Agriculture	N/A	CC	2/14/2020	2023	Monitor Load	N/A	N/A
GUERNSEY 1106	2053022	Agriculture	Agriculture	N/A	CC	4/6/2020	2023	Service Requested	N/A	N/A
GUERNSEY 1106	2053085	Agriculture	Agriculture	N/A	CC	1/30/2018	2023	Monitor Load	N/A	N/A
GUERNSEY 1106	2053086	Agriculture	Agriculture	N/A	CC	1/29/2018	2023	Monitor Load	N/A	N/A
NORTECH 2107	2926	Industrial	Facilities	N/A	CC	7/2/2014	2023	Monitor Load	N/A	N/A
SCHINDLER 1110	1676232	Agriculture	Agriculture	N/A	CC	4/23/2020	2023	Service Requested	N/A	N/A
SCHINDLER 1110	2221862	Agriculture	Agriculture	N/A	CC	5/14/2021	2023	Monitor Load	N/A	N/A
SCHINDLER 1110	2222269	Agriculture	Agriculture	N/A	CC	9/21/2021	2023	Monitor Load	N/A	N/A
SCHINDLER 1110	2222981	Agriculture	Agriculture	N/A	CC	3/28/2022	2023	Service Requested	N/A	N/A
MC CALL 1108	2224002	Commercial	Business	N/A	CC	1/12/2022	2023	Service Requested	N/A	N/A
MC CALL 1108	2224003	Industrial	Facilities	N/A	CC	11/7/2017	2023	Monitor Load	N/A	N/A
MC CALL 1108	2054107	Residential	Home Construction	N/A	CC	5/20/2021	2023	Monitor Load	N/A	N/A
MC CALL 1108	2052726	Agriculture	Agriculture	N/A	CC	N/A	2023	Monitor Load	N/A	N/A
VALLEY HOME 1703	2221535	Agriculture	Agriculture	N/A	CC	10/5/2021	2023	Service Requested	N/A	N/A
VALLEY HOME 1704	2223829	Agriculture	Agriculture	N/A	CC	6/17/2022	2023	Service Requested	N/A	N/A
SCHINDLER 1111	2529563	Agriculture	Agriculture	N/A	CC	5/3/2022	2023	Service Requested	N/A	N/A
SCHINDLER 1111	2529847	Agriculture	Agriculture	N/A	CC	5/28/2022	2023	Service Requested	N/A	N/A
SCHINDLER 1111	2223065	Agriculture	Agriculture	N/A	CC	11/2/2021	2023	Service Requested	N/A	N/A
SCHINDLER 1112	2053843	Agriculture	Agriculture	N/A	CC	1/12/2021	2023	Service Requested	N/A	N/A
ALPAUGH 1104	2054017	Agriculture	Agriculture	N/A	CC	11/21/2019	2023	Monitor Load	N/A	N/A
ALPAUGH 1104	2054018	Agriculture	Agriculture	N/A	CC	2/20/2020	2023	Monitor Load	N/A	N/A
ALPAUGH 1104	1676473	Agriculture	Agriculture	N/A	CC	2/20/2020	2023	Monitor Load	N/A	N/A
AIRWAYS 1108	2221513	Commercial	Business	N/A	CC	2/5/2019	2023	Service Requested	N/A	N/A
PANOCHÉ 1101	2223098	Agriculture	Agriculture	N/A	CC	5/2/2022	2023	Service Requested	N/A	N/A
PANOCHÉ 1101	2223099	Agriculture	Agriculture	N/A	CC	5/2/2022	2023	Service Requested	N/A	N/A
PANOCHÉ 1101	2222576	Agriculture	Agriculture	N/A	CC	2/14/2022	2023	Service Requested	N/A	N/A
PANOCHÉ 1101	2222580	Agriculture	Agriculture	N/A	CC	2/7/2022	2023	Service Requested	N/A	N/A
PANOCHÉ 1101	2224043	Commercial	Business	N/A	CC	12/21/2021	2023	Monitor Load	N/A	N/A
PANOCHÉ 1102	2222574	Agriculture	Agriculture	N/A	CC	2/7/2022	2023	Monitor Load	N/A	N/A
PANOCHÉ 1102	2222620	Agriculture	Agriculture	N/A	CC	2/14/2022	2023	Service Requested	N/A	N/A
PANOCHÉ 1102	2222481	Agriculture	Agriculture	N/A	CC	2/10/2022	2023	Service Requested	N/A	N/A
PANOCHÉ 1103	2223407	Transportation	MD/HD EV	N/A	CC	8/5/2022	2023	Service Requested	N/A	N/A
PANOCHÉ 1103	2529674	Transportation	MD/HD EV	N/A	CC	N/A	2024	Monitor Load	N/A	N/A
PANOCHÉ 1103	2529675	Transportation	MD/HD EV	N/A	CC	N/A	2025	Monitor Load	N/A	N/A
PANOCHÉ 1103	2529676	Transportation	MD/HD EV	N/A	CC	N/A	2028	Monitor Load	N/A	N/A
PANOCHÉ 1103	2529677	Transportation	MD/HD EV	N/A	CC	N/A	2026	Monitor Load	N/A	N/A
PANOCHÉ 1103	2529678	Transportation	MD/HD EV	N/A	CC	N/A	2027	Monitor Load	N/A	N/A
PANOCHÉ 1103	2222280	Agriculture	Agriculture	N/A	CC	9/10/2021	2023	Monitor Load	N/A	N/A
ORO LOMA 1115	2221603	Agriculture	Agriculture	N/A	CC	12/30/2020	2023	Service Requested	N/A	N/A

PG&E 2023 Distribution Deferral Opportunity Report (DDOR)

Appendix G: Known Load Project Tracking Data

Version Date: 8/15/2023

Public

Circuit	Unique Identifier	Type	Category	IEPR Status	Load Amount (MVA)	Initial Service Request Date	Current Expected In-Service Date	Status	Actual In-Service Date	Actual Load Amount
ORO LOMA 1115	2221597	Agriculture	Agriculture	N/A	CC	8/6/2021	2023	Monitor Load	N/A	N/A
ORO LOMA 1115	2221598	Agriculture	Agriculture	N/A	CC	8/20/2021	2023	Service Requested	N/A	N/A
ORO LOMA 1115	2529844	Agriculture	Agriculture	N/A	CC	9/23/2022	2023	Service Requested	N/A	N/A
ORO LOMA 1115	2222379	Agriculture	Agriculture	N/A	CC	1/17/2022	2023	Monitor Load	N/A	N/A
SANTA YNEZ 1104	2222886	Transportation	MD/HD EV	N/A	CC	10/4/2021	2023	Service Requested	N/A	N/A
SANTA YNEZ 1104	2222887	Transportation	MD/HD EV	N/A	CC	10/4/2021	2024	Service Requested	N/A	N/A
SANTA YNEZ 1104	2223057	Agriculture	Agriculture	N/A	CC	5/18/2022	2023	Service Requested	N/A	N/A
LAMMERS 1108	2223242	Industrial	Facilities	N/A	CC	N/A	2023	Monitor Load	N/A	N/A
LAMMERS 1108	2223450	Industrial	Facilities	N/A	CC	2/7/2022	2023	Service Requested	N/A	N/A
FORT ORD 2107	2223204	Transportation	MD/HD EV	N/A	CC	8/3/2022	2023	Monitor Load	N/A	N/A
FORT ORD 2107	2223150	Residential	Home Construction	N/A	CC	3/29/2022	2023	Service Requested	N/A	N/A
FORT ORD 2107	2222745	Commercial	Business	N/A	CC	11/10/2021	2023	Service Requested	N/A	N/A
FORT ORD 2107	2222042	Industrial	Facilities	N/A	CC	5/28/2021	2023	Service Requested	N/A	N/A
FORT ORD 2107	2222043	Industrial	Facilities	N/A	CC	12/17/2019	2023	Monitor Load	N/A	N/A
FORT ORD 2107	2052656	Industrial	Facilities	N/A	CC	9/25/2020	2023	Service Requested	N/A	N/A
FORT ORD 2107	2052653	Industrial	Facilities	N/A	CC	5/4/2022	2023	Service Requested	N/A	N/A
EL PATIO 1102	1672029	Commercial	Business	N/A	CC	N/A	2023	Monitor Load	N/A	N/A
DAIRYLAND 1111	2222972	Agriculture	Agriculture	N/A	CC	5/26/2022	2023	Monitor Load	N/A	N/A
DAIRYLAND 1111	2223114	Agriculture	Agriculture	N/A	CC	4/26/2022	2024	Service Requested	N/A	N/A
LE GRAND 1106	2222489	Agriculture	Agriculture	N/A	CC	4/8/2022	2023	Service Requested	N/A	N/A
LE GRAND 1106	1676074	Agriculture	Agriculture	N/A	CC	5/29/2020	2023	Monitor Load	N/A	N/A
LE GRAND 1106	1676412	Agriculture	Agriculture	N/A	CC	10/7/2019	2023	Service Requested	N/A	N/A
LE GRAND 1106	2053444	Agriculture	Agriculture	N/A	CC	5/4/2021	2023	Monitor Load	N/A	N/A
RIPON 1703	2051962	Transportation	MD/HD EV	N/A	CC	4/2/2020	2023	Monitor Load	N/A	N/A
RIO BRAVO 1104	1676456	Commercial	Business	N/A	CC	7/11/2018	2023	Monitor Load	N/A	N/A
RIO BRAVO 1104	2052885	Commercial	Business	N/A	CC	10/7/2020	2023	Monitor Load	N/A	N/A
RIO BRAVO 1104	2052936	Industrial	Facilities	N/A	CC	10/1/2020	2023	Monitor Load	N/A	N/A
RIO BRAVO 1104	2052937	Transportation	MD/HD EV	N/A	CC	3/31/2021	2023	Service Requested	N/A	N/A
RIO BRAVO 1104	1207507	Industrial	Facilities	N/A	CC	10/30/2017	2023	Monitor Load	N/A	N/A
RIO BRAVO 1104	2053282	Industrial	Facilities	N/A	CC	N/A	2025	Monitor Load	N/A	N/A
RIO BRAVO 1104	2053283	Industrial	Facilities	N/A	CC	N/A	2025	Monitor Load	N/A	N/A
RIO BRAVO 1104	2053284	Industrial	Facilities	N/A	CC	N/A	2025	Monitor Load	N/A	N/A
RIO BRAVO 1104	2053964	Commercial	Business	N/A	CC	7/11/2018	2023	Monitor Load	N/A	N/A
RIO BRAVO 1104	2222126	Industrial	Facilities	N/A	CC	10/29/2021	2023	Service Requested	N/A	N/A
RIO BRAVO 1104	2222128	Industrial	Facilities	N/A	CC	N/A	2026	Monitor Load	N/A	N/A
RIO BRAVO 1104	2222148	Industrial	Facilities	N/A	CC	3/18/2021	2023	Monitor Load	N/A	N/A
RIO BRAVO 1104	2223671	Industrial	Facilities	N/A	CC	10/30/2017	2024	Monitor Load	N/A	N/A
RIO BRAVO 1104	2529467	Agriculture	Agriculture	N/A	CC	7/25/2022	2023	Service Requested	N/A	N/A
SHAFTER 1111	2223720	Residential	Home Construction	N/A	CC	10/6/2022	2023	Monitor Load	N/A	N/A
SHAFTER 1111	2223721	Residential	Home Construction	N/A	CC	10/6/2022	2024	Monitor Load	N/A	N/A

PG&E 2023 Distribution Deferral Opportunity Report (DDOR)

Appendix G: Known Load Project Tracking Data

Version Date: 8/15/2023

Public

Circuit	Unique Identifier	Type	Category	IEPR Status	Load Amount (MVA)	Initial Service Request Date	Current Expected In-Service Date	Status	Actual In-Service Date	Actual Load Amount
SHAFTER 1111	2223722	Residential	Home Construction	N/A	CC	10/6/2022	2025	Monitor Load	N/A	N/A
NAPA 1110	2052405	Commercial	Business	N/A	CC	11/13/2020	2023	Monitor Load	N/A	N/A
FORT ORD 2105	2222092	Residential	Home Construction	N/A	CC	N/A	2023	Monitor Load	N/A	N/A
FORT ORD 2105	2222039	Commercial	Business	N/A	CC	6/11/2021	2023	Monitor Load	N/A	N/A
FORT ORD 2105	2223052	Residential	Home Construction	N/A	CC	N/A	2023	Monitor Load	N/A	N/A
FORT ORD 2105	2223053	Residential	Home Construction	N/A	CC	6/19/2022	2023	Service Requested	N/A	N/A
FORT ORD 2105	2222629	Commercial	Business	N/A	CC	N/A	2023	Monitor Load	N/A	N/A
FORT ORD 2105	2222578	Transportation	MD/HD EV	N/A	CC	3/24/2022	2023	Service Requested	N/A	N/A
FORT ORD 2105	2222962	Residential	Home Construction	N/A	CC	N/A	2023	Monitor Load	N/A	N/A
FORT ORD 2105	2222842	Residential	Home Construction	N/A	CC	N/A	2023	Monitor Load	N/A	N/A
WEBER NEW 1111	2223584	Commercial	Business	N/A	CC	3/12/2021	2023	Monitor Load	N/A	N/A
WEBER NEW 1111	2054363	Industrial	Facilities	N/A	CC	N/A	2023	Monitor Load	N/A	N/A
WEBER NEW 1111	2053147	Commercial	Business	N/A	CC	4/20/2021	2023	Service Requested	N/A	N/A
MARTIN (SF H) 1112 (400 Pau	2703	Industrial	Facilities	N/A	CC	12/16/2010	2026	Monitor Load	N/A	N/A
MARTIN (SF H) 1112 (400 Pau	2704	Industrial	Facilities	N/A	CC	12/16/2010	2027	Monitor Load	N/A	N/A
MARTIN (SF H) 1112 (400 Pau	2705	Industrial	Facilities	N/A	CC	12/16/2010	2023	Monitor Load	N/A	N/A
MARTIN (SF H) 1112 (400 Pau	2706	Industrial	Facilities	N/A	CC	12/16/2010	2025	Monitor Load	N/A	N/A
MARTIN (SF H) 1112 (400 Pau	2707	Industrial	Facilities	N/A	CC	12/16/2010	2024	Monitor Load	N/A	N/A
MARTIN (SF H) 1112 (400 Pau	2221737	Industrial	Facilities	N/A	CC	12/16/2010	2028	Monitor Load	N/A	N/A
MARTIN (SF H) 1112 (400 Pau	2221738	Industrial	Facilities	N/A	CC	12/16/2010	2029	Monitor Load	N/A	N/A
LAKEVIEW 1103	2222031	Agriculture	Agriculture	N/A	CC	11/22/2021	2023	Service Requested	N/A	N/A
LAKEVIEW 1103	1672421	Agriculture	Agriculture	N/A	CC	8/4/2020	2023	Service Requested	N/A	N/A
LAKEVIEW 1103	1676404	Agriculture	Agriculture	N/A	CC	8/4/2020	2024	Service Requested	N/A	N/A
LARKIN (SF Y) 1140 (Doyle Dr	1672075	Commercial	Business	N/A	CC	N/A	2023	Monitor Load	N/A	N/A
LARKIN (SF Y) 1140 (Doyle Dr	3432	Industrial	Facilities	N/A	CC	N/A	2024	Monitor Load	N/A	N/A
LARKIN (SF Y) 1140 (Doyle Dr	3535	Industrial	Facilities	N/A	CC	N/A	2024	Monitor Load	N/A	N/A
LARKIN (SF Y) 1140 (Doyle Dr	2221840	Industrial	Facilities	N/A	CC	N/A	2024	Monitor Load	N/A	N/A
LOCKHEED NO 1 1107	2221671	Commercial	Business	N/A	CC	N/A	2024	Monitor Load	N/A	N/A
LOCKHEED NO 1 1107	2221672	Commercial	Business	N/A	CC	N/A	2025	Monitor Load	N/A	N/A
LOCKHEED NO 1 1107	2221673	Commercial	Business	N/A	CC	N/A	2026	Monitor Load	N/A	N/A
LOCKHEED NO 1 1107	2529715	Commercial	Business	N/A	CC	N/A	2027	Monitor Load	N/A	N/A
SF J 1108	3217	Industrial	Facilities	N/A	CC	N/A	2023	Monitor Load	N/A	N/A
SF J 1108	3218	Industrial	Facilities	N/A	CC	N/A	2023	Monitor Load	N/A	N/A
AIRWAYS 1104	2224027	Residential	Home Construction	N/A	CC	N/A	2023	Monitor Load	N/A	N/A
AIRWAYS 1104	2224028	Residential	Home Construction	N/A	CC	N/A	2024	Monitor Load	N/A	N/A
SAN JUSTO 1101	2223541	Transportation	MD/HD EV	N/A	CC	9/13/2022	2023	Monitor Load	N/A	N/A
BAY MEADOWS 2106	1672207	Residential	Home Construction	N/A	CC	N/A	2023	Monitor Load	N/A	N/A
BAY MEADOWS 2106	2051928	Transportation	MD/HD EV	N/A	CC	12/1/2020	2023	Monitor Load	N/A	N/A
BAY MEADOWS 2106	2222252	Transportation	MD/HD EV	N/A	CC	3/2/2022	2023	Monitor Load	N/A	N/A
SPENCE 1103	2222054	Industrial	Cultivation	N/A	CC	N/A	2023	Monitor Load	N/A	N/A

PG&E 2023 Distribution Deferral Opportunity Report (DDOR)

Appendix G: Known Load Project Tracking Data

Version Date: 8/15/2023

Public

Circuit	Unique Identifier	Type	Category	IEPR Status	Load Amount (MVA)	Initial Service Request Date	Current Expected In-Service Date	Status	Actual In-Service Date	Actual Load Amount
SPENCE 1103	2222055	Industrial	Cultivation	N/A	CC	1/8/2020	2023	Monitor Load	N/A	N/A
SPENCE 1103	2052590	Industrial	Cultivation	N/A	CC	7/20/2016	2024	Service Requested	N/A	N/A
SPENCE 1103	2052591	Industrial	Cultivation	N/A	CC	9/22/2016	2024	Service Requested	N/A	N/A
SPENCE 1103	2052592	Industrial	Cultivation	N/A	CC	2/17/2017	2024	Service Requested	N/A	N/A
SPENCE 1103	2052593	Industrial	Cultivation	N/A	CC	2/17/2017	2024	Service Requested	N/A	N/A
SPENCE 1103	2052594	Industrial	Cultivation	N/A	CC	12/11/2018	2023	Monitor Load	N/A	N/A
SPENCE 1103	2052597	Industrial	Cultivation	N/A	CC	3/17/2020	2027	Monitor Load	N/A	N/A
SPENCE 1103	2052598	Industrial	Cultivation	N/A	CC	N/A	2027	Monitor Load	N/A	N/A
SPENCE 1103	2052600	Industrial	Cultivation	N/A	CC	N/A	2023	Monitor Load	N/A	N/A
SPENCE 1103	2052601	Industrial	Cultivation	N/A	CC	5/30/2018	2024	Monitor Load	N/A	N/A
SPENCE 1103	2052602	Industrial	Cultivation	N/A	CC	5/30/2018	2024	Monitor Load	N/A	N/A
SPENCE 1103	2052603	Industrial	Cultivation	N/A	CC	N/A	2023	Monitor Load	N/A	N/A
SPENCE 1103	2529522	Industrial	Cultivation	N/A	CC	N/A	2024	Monitor Load	N/A	N/A
WINDSOR 1101	2053493	Residential	Home Construction	N/A	CC	N/A	2023	Monitor Load	N/A	N/A
WINDSOR 1102	2053614	Residential	Home Construction	N/A	CC	N/A	2023	Monitor Load	N/A	N/A
WINDSOR 1102	2053615	Commercial	Business	N/A	CC	N/A	2023	Monitor Load	N/A	N/A
WINDSOR 1102	2053365	Residential	Home Construction	N/A	CC	N/A	2023	Monitor Load	N/A	N/A
WINDSOR 1102	2053369	Agriculture	Agriculture	N/A	CC	N/A	2023	Monitor Load	N/A	N/A
WINDSOR 1102	2053782	Industrial	Facilities	N/A	CC	N/A	2023	Monitor Load	N/A	N/A
WINDSOR 1102	2221663	Residential	Home Construction	N/A	CC	N/A	2023	Monitor Load	N/A	N/A
WINDSOR 1102	2054378	Residential	Home Construction	N/A	CC	N/A	2023	Monitor Load	N/A	N/A
WINDSOR 1102	2397478	Transportation	LD EV	N/A	CC	9/28/2020	2023	Service Requested	N/A	N/A
WINDSOR 1102	2397479	Transportation	MD/HD EV	N/A	CC	9/28/2020	2023	Service Requested	N/A	N/A
WINDSOR 1103	2529450	Residential	Home Construction	N/A	CC	N/A	2024	Monitor Load	N/A	N/A
WINDSOR 1103	2529451	Transportation	LD EV	N/A	CC	N/A	2024	Monitor Load	N/A	N/A
DOLAN ROAD NEW 1103 (una	2222835	Commercial	Business	N/A	CC	12/6/2021	2023	Service Requested	N/A	N/A
DOLAN ROAD NEW 1103 (una	2222103	Commercial	Business	N/A	CC	N/A	2023	Monitor Load	N/A	N/A
BELLEVUE 2107	2223592	Transportation	MD/HD EV	N/A	CC	1/20/2022	2023	Service Requested	N/A	N/A
BELLEVUE 2107	2529392	Transportation	MD/HD EV	N/A	CC	N/A	2023	Monitor Load	N/A	N/A
BELLEVUE 2107	2529393	Transportation	MD/HD EV	N/A	CC	N/A	2024	Monitor Load	N/A	N/A
BELLEVUE 2107	2223913	Commercial	Business	N/A	CC	N/A	2023	Monitor Load	N/A	N/A
BELLEVUE 2107	2223933	Residential	Home Construction	N/A	CC	9/9/2021	2023	Service Requested	N/A	N/A
BELLEVUE 2107	2223934	Residential	Home Construction	N/A	CC	N/A	2023	Monitor Load	N/A	N/A
BELLEVUE 2107	2223935	Commercial	Business	N/A	CC	10/4/2016	2023	Monitor Load	N/A	N/A
BELLEVUE 2107	2223936	Transportation	LD EV	N/A	CC	10/6/2020	2023	Service Requested	N/A	N/A
BELLEVUE 2107	2223929	Commercial	Business	N/A	CC	3/16/2020	2023	Monitor Load	N/A	N/A
BELLEVUE 2107	2223930	Commercial	Business	N/A	CC	N/A	2023	Monitor Load	N/A	N/A
BELLEVUE 2107	2223931	Commercial	Business	N/A	CC	N/A	2023	Monitor Load	N/A	N/A
LOGAN CREEK 2103	1207920	Industrial	Facilities	N/A	CC	N/A	2023	Monitor Load	N/A	N/A
MISSION (SF X) 1127	2054369	Transportation	MD/HD EV	N/A	CC	3/16/2021	2023	Service Requested	N/A	N/A

PG&E 2023 Distribution Deferral Opportunity Report (DDOR)

Appendix G: Known Load Project Tracking Data

Version Date: 8/15/2023

Public

Circuit	Unique Identifier	Type	Category	IEPR Status	Load Amount (MVA)	Initial Service Request Date	Current Expected In-Service Date	Status	Actual In-Service Date	Actual Load Amount
MISSION (SF X) 1127	2529479	Transportation	MD/HD EV	N/A	CC	10/12/2022	2023	Service Requested	N/A	N/A
MISSION (SF X) 1127	2223281	Commercial	Business	N/A	CC	N/A	2023	Monitor Load	N/A	N/A
SANTA TERESA 2101	2223160	Transportation	MD/HD EV	N/A	CC	7/11/2022	2023	Monitor Load	N/A	N/A
SANTA TERESA 2101	2223235	Industrial	Facilities	N/A	CC	8/19/2021	2025	Service Requested	N/A	N/A
SANTA TERESA 2101	2223236	Industrial	Facilities	N/A	CC	8/19/2021	2024	Service Requested	N/A	N/A
SANTA TERESA 2101	2223237	Industrial	Facilities	N/A	CC	8/19/2021	2026	Service Requested	N/A	N/A
SANTA TERESA 2102	2223229	Industrial	Facilities	N/A	CC	N/A	2024	Monitor Load	N/A	N/A
SANTA TERESA 2102	2223230	Industrial	Facilities	N/A	CC	N/A	2025	Monitor Load	N/A	N/A
SANTA TERESA 2102	2223231	Industrial	Facilities	N/A	CC	N/A	2026	Monitor Load	N/A	N/A
DAIRYLAND NEW 1110	2222628	Agriculture	Agriculture	N/A	CC	9/11/2022	2023	Service Requested	N/A	N/A
DAIRYLAND NEW 1110	2053261	Agriculture	Agriculture	N/A	CC	N/A	2023	Monitor Load	N/A	N/A
DAIRYLAND NEW 1110	2053723	Agriculture	Agriculture	N/A	CC	7/26/2021	2023	Monitor Load	N/A	N/A
DAIRYLAND NEW 1110	2053724	Agriculture	Agriculture	N/A	CC	8/26/2021	2023	Service Requested	N/A	N/A
RICE 1104	2223772	Agriculture	Agriculture	N/A	CC	9/1/2022	2023	Monitor Load	N/A	N/A
SOLEDAD 2104	2222079	Agriculture	Agriculture	N/A	CC	12/23/2021	2023	Monitor Load	N/A	N/A
SOLEDAD 2105	2052829	Agriculture	Agriculture	N/A	CC	N/A	2023	Monitor Load	N/A	N/A
MISSION (SF X) 1128	2053784	Residential	Home Construction	N/A	CC	N/A	2023	Monitor Load	N/A	N/A
MISSION (SF X) 1128	2222353	Commercial	Business	N/A	CC	N/A	2023	Monitor Load	N/A	N/A
DIXON LANDING 2110 (IDLE)	2529501	Commercial	Business	N/A	CC	8/3/2022	2024	Service Requested	N/A	N/A
NEWARK 2111	2529495	Commercial	Business	N/A	CC	N/A	2024	Monitor Load	N/A	N/A
NEWARK 2111	2529496	Industrial	Facilities	N/A	CC	4/21/2021	2024	Monitor Load	N/A	N/A
NEWARK 2111	2529497	Industrial	Facilities	N/A	CC	4/21/2021	2025	Monitor Load	N/A	N/A
NEWARK 2111	2529517	Transportation	MD/HD EV	N/A	CC	12/1/2022	2024	Request Canceled	N/A	N/A
NEWARK 2111	2529518	Transportation	MD/HD EV	N/A	CC	12/1/2022	2025	Request Canceled	N/A	N/A
NEWARK 2111	2223361	Industrial	Facilities	N/A	CC	3/9/2022	2023	Service Requested	N/A	N/A
NEWARK 2111	2222134	Commercial	Business	N/A	CC	N/A	2023	Monitor Load	N/A	N/A
NEWARK 2111	2222135	Commercial	Business	N/A	CC	N/A	2023	Monitor Load	N/A	N/A
NEWARK 2111	2222136	Commercial	Business	N/A	CC	N/A	2024	Monitor Load	N/A	N/A
NEWARK 2111	2222137	Industrial	Facilities	N/A	CC	5/18/2020	2024	Monitor Load	N/A	N/A
NEWARK 2111	2222138	Industrial	Facilities	N/A	CC	5/18/2020	2023	Monitor Load	N/A	N/A
NEWARK 2111	2222139	Industrial	Facilities	N/A	CC	5/14/2021	2023	Monitor Load	N/A	N/A
NEWARK 2111	2222140	Commercial	Business	N/A	CC	N/A	2025	Monitor Load	N/A	N/A
NEWARK 2111	2222141	Industrial	Facilities	N/A	CC	5/18/2020	2025	Monitor Load	N/A	N/A
NEWARK 2111	2222142	Industrial	Facilities	N/A	CC	5/14/2021	2023	Monitor Load	N/A	N/A
NEWARK 2111	2222143	Industrial	Facilities	N/A	CC	6/15/2022	2024	Service Requested	N/A	N/A
NEWARK 2111	2222144	Industrial	Facilities	N/A	CC	4/21/2021	2023	Monitor Load	N/A	N/A
WEBER NEW 1115	2223608	Industrial	Facilities	N/A	CC	N/A	2023	Monitor Load	N/A	N/A
WEBER NEW 1115	2223622	Industrial	Facilities	N/A	CC	N/A	2023	Monitor Load	N/A	N/A
WEBER NEW 1115	2223623	Commercial	Business	N/A	CC	N/A	2023	Monitor Load	N/A	N/A
DOLAN ROAD 1102	2222832	Industrial	Cultivation	N/A	CC	12/7/2021	2023	Service Requested	N/A	N/A

PG&E 2023 Distribution Deferral Opportunity Report (DDOR)

Appendix G: Known Load Project Tracking Data

Version Date: 8/15/2023

Public

Circuit	Unique Identifier	Type	Category	IEPR Status	Load Amount (MVA)	Initial Service Request Date	Current Expected In-Service Date	Status	Actual In-Service Date	Actual Load Amount
DOLAN ROAD 1102	2222830	Industrial	Cultivation	N/A	CC	12/7/2021	2023	Service Requested	N/A	N/A
DOLAN ROAD 1102	2222104	Industrial	Cultivation	N/A	CC	9/8/2021	2023	Service Requested	N/A	N/A
DOLAN ROAD 1102	2222105	Industrial	Cultivation	N/A	CC	7/22/2021	2023	Service Requested	N/A	N/A
TEJON 1107	2223918	Transportation	MD/HD EV	N/A	CC	7/25/2019	2023	Monitor Load	N/A	N/A
MONTAGUE 2110	2223689	Industrial	Facilities	N/A	CC	N/A	2023	Monitor Load	N/A	N/A
MONTAGUE 2110	2223690	Industrial	Facilities	N/A	CC	N/A	2024	Monitor Load	N/A	N/A
MONTAGUE 2110	2223691	Industrial	Facilities	N/A	CC	N/A	2025	Monitor Load	N/A	N/A
Project Staging 1102	2221910	Industrial	Cultivation	N/A	CC	N/A	2023	Monitor Load	N/A	N/A
LLAGAS 2109 (TEMP SERVIC	2221763	Industrial	Facilities	N/A	CC	N/A	2024	Monitor Load	N/A	N/A

PG&E 2023 Distribution Deferral Opportunity Report (DDOR)

Appendix K: Utility Procurements

Version Date: 8/15/2023

Public

DIDF Cycle	DDOR ID	Project Name	Facility Name	Program	In Service Dates	Project Status
2021 DIDF	DDOR115	Mormon Bank 2	Mormon 1102	DIDF RFO	6/1/2025	DER Contract
2021 DIDF	DDOR115	Mormon Bank 2	East Stockton Bank 3	DIDF RFO	6/1/2025	DER Contract
2021 DIDF	DDOR090	Lakeview 1110	Lakeview 1106 (old 1103)	DIDF RFO	5/1/2024	DER Contract
2021 DIDF	DDOR112	Saratoga 1102	Saratoga 1106	DIDF RFO	5/1/2026	DER Contract
2022 DIDF	DDOR109	Blackwell Bank 1	Blackwell Bank 1	DIDF SOC RFO	6/1/2025	DER Contract
2021 DIDF	DDOR111	Embarcadero (SF Z) 1116	Embarcadero (SF Z) 1116	Partnership Pilot (PP)	4/1/2026	PP - No Subscriptions – Open till April 2024
2022 DIDF	DDOR1007	Carlotta Bank 2	Carlotta 1121	Partnership Pilot (PP)	6/1/2025	PP - No Subscriptions – Open till September 2023