



Includes a  
pull-out  
safety tips  
poster

# Work Smart Cultivate Safety

Important gas and electric safety  
information for agricultural workers

**3** Are you working  
safely?

Know the dangers  
above and below **4**

**8** Spot and respond to  
a natural gas leak

Avoid hitting  
electrical lines **10**

**12** Pull-out safety  
tips poster





## Are you working safely?

3

**Working on a farm, ranch or orchard is hard work and can sometimes be dangerous.**

PG&E operates and maintains natural gas transmission and distribution pipelines across California. Because your safety is our primary responsibility, we monitor our gas pipelines 24 hours a day, 7 days a week. We also conduct ground inspections, aerial patrols and surveys of our system.

For more information, please visit [pge.com/pipelinesafety](https://www.pge.com/pipelinesafety).

**i** Even if it appears the pipeline isn't damaged, always call PG&E. A small scratch or dent in the pipeline could cause a major problem in the future.

# Know the dangers above and below

4

**Before you begin your work, survey your job site to find overhead power lines, poles and wires, including lines that run from poles to homes and businesses.**

Power lines are not insulated. Touching any overhead or underground electric line can cause serious injuries and damage machinery.

Download free resources for orchard owners to help employees stay safe. Visit [pgesafetyeducation.com](http://pgesafetyeducation.com).

**Digging is a common cause of damage to underground pipelines.**

Hitting a gas pipeline can endanger your employees, damage equipment, add fees and delay your work.

**It's not safe to assume the location and depth of underground pipelines.**

Weather conditions and previous digging projects can alter the landscape and bring pipelines closer to the surface.



Never assume the location and depth of underground pipelines.



# Look for pipeline markers

5

**Spot PG&E's larger transmission pipelines by looking for pipeline markers.**

These markers are safety tools to notify landowners, the public and workers that a gas transmission line is nearby. They indicate the general or offset location of the pipelines in the area and include an emergency contact number.

**Take extra care when digging near pipeline markers.**

Pipeline markers do **NOT** indicate the exact location or depth of a pipeline. **Contact 811** and be careful; not all pipelines follow a straight path between markers.



Please call the 24-hour gas hotline at **1-800-811-4111** if you see a missing or damaged marker.



Removing or damaging a pipeline marker is against the law and creates a serious safety hazard.

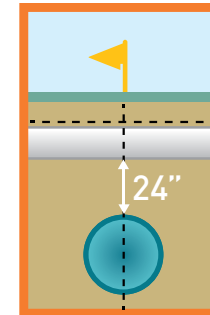


# Contact 811

If you are planning to plow, rip, tile or perform any digging activity within 10 feet of a high-pressure natural gas pipeline, we will meet with you to discuss potential risks and the safety measures you can take. Excavation cannot begin until after completion of the onsite meeting.

Remember to always **call 811** or visit [california811.org](http://california811.org) at least two working days before you begin any digging project. **California law requires you to use this FREE one-call service.** The date of notification does not count as part of the two working-day notice. For example: If excavation will begin on Friday, an excavator must call no later than Tuesday.

6




## Agricultural drain tile projects

Pipeline crossings should be as close to 90 degrees as possible and clear the pipeline by at least 24 inches. Use solid tile at the point where field tile crosses the pipeline and pea gravel to prevent settling. Plastic pipe is preferred when crossing the pipeline. A local PG&E representative will be on-site during installation.

7

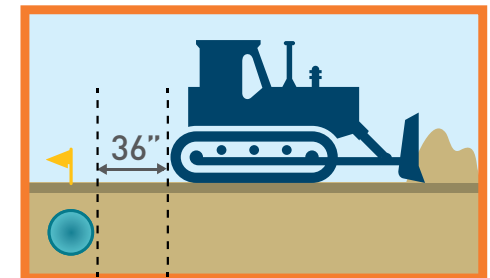
## Deep-plowing or ripping

Proceed with caution when deep-plowing and stay clear of PG&E pipeline rights-of-way. We may schedule a meeting with you to evaluate the risks of deep-plowing or ripping. We will also discuss precautionary measures you can take.



## Land contour modification projects

When installing ponds, lakes or drainage ditches, please stay at least 36 inches away from the pipeline. A PG&E representative may be on-site when you backfill.



Call 811 or visit [california811.org](http://california811.org) before you plow, rip, tile or dig. It's FREE.



# Spot and respond to a natural gas leak

Natural gas pipeline leaks can occur due to careless or unsafe excavation and may lead to evacuations, natural gas service outages, fire, property damage or serious injury.

## Smell



Smelling a “rotten egg” odor may be an indication of a gas leak due to the odorant we add for your safety.\*

## Sound



Listen for hissing, whistling or roaring sounds coming from underground or gas appliances.

## Sight



Look for dirt spraying into the air, bubbling in a pond or creek and dead/dying vegetation in an otherwise moist area.

If you suspect a gas leak or if you hit, accidentally dent, scrape or damage an underground gas line:

- Alert others to leave the area and go to a safe, upwind location.
- Call **911** to notify local first responders.
- Contact PG&E at **1-800-743-5000**.

\*Some people may not be able to smell the odor due to a diminished sense of smell, olfactory fatigue (normal, temporary inability to distinguish an odor after prolonged exposure), or because it is masked or hidden by other odors. Also, certain conditions in the pipe and soil can cause odor fade—the loss of odorant—so that it is not detectable by smell.



**Do not use anything that could be a source of ignition until you are a safe distance away. Vehicles, cell phones, electric switches, doorbells and garage door openers are devices that might create a spark.**



# Avoid hitting electrical lines

10

## Stay aware of your surroundings

- Check for overhead power lines, utility poles and support wires before starting any job, and point them out to your crew.
- Always look up before lifting or moving irrigation pipes and ladders.
- Use a spotter on the ground to help safely judge the distance between equipment and power lines.



Consider all electric lines energized and dangerous.

## Respect the 10-foot safety zone

- Keep yourself and all tools and equipment at least 10 feet away from overhead power lines.
- Do NOT prune trees close to energized lines unless you are a qualified line-clearance tree worker.
- Higher voltage requires a larger safety zone.



Contact PG&E at  
**1-800-811-4111**

to verify voltages and clearances before work begins.

## Workers who prune or hedge orchard trees or who move irrigation pipes risk making contact with power lines.

### If your equipment contacts a power line:

- **Stay on the equipment** until emergency responders say it is safe to get off.
- Warn others to stay away. Anyone on the ground who touches the equipment may be seriously injured.
- **Call 911** immediately and then call PG&E at **1-800-743-5000**.
- If your car is in contact with a fallen power line and a fire starts, follow these guidelines when exiting your vehicle.
  - Remove loose items of clothing.
  - Keep your hands at your sides and jump clear of the vehicle, so you are not touching the car when your feet hit the ground.
  - Keep both feet close together and shuffle away from the vehicle without picking up your feet.

11

Visit [pge.com/mindthelines](https://www.pge.com/mindthelines).



Even simply walking near heavy equipment that is touching a power line can be dangerous.



# 12

Learn more at [pge.com/ag](https://pge.com/ag) or contact us at the numbers below.

For assistance in English, please call  
**1-888-743-7431**

Para ayuda en español, por favor llame al  
**1-800-660-6789**

要用粵語/國語請求協助，請致電  
**1-800-893-9555**

Kung kailangang makipag-usap sa  
nakakasalita ng Tagalog, tumawag sa  
**1-888-743-7431**

Để được giúp đỡ bằng tiếng Việt, xin gọi  
**1-800-298-8438**



# Get home safely

# Llegue seguro a casa

## Locate overhead lines

Before you begin your work, survey your job site to find overhead power lines, poles and wires, including lines that run from poles to homes and businesses.

Power lines are not insulated. Touching any overhead or underground electric line can cause serious injuries and damage machinery.

Download free resources for orchard owners to help employees stay safe. Visit [pgesafetyeducation.com](http://pgesafetyeducation.com).

Even simply walking near heavy equipment that is touching a power line can be dangerous.

## Dig and plant safely

Call 811 or visit [california811.org](http://california811.org) at least two working days before you dig and plant. California law requires you to use this **FREE** one-call service. The date of notification does not count as part of the two working-day notice. For example: If excavation will begin on Friday, an excavator must call no later than Tuesday.

Mark your project area in white.

Leave all colored flags, stakes or paint marking underground lines in place until you finish digging. These markers, placed by utility companies, are valid for 28 days.

Use hand tools at all times when working within 24 inches of the outside edge of any underground lines.

## Localice la ubicación de los cables aéreos

Antes de comenzar su proyecto, inspeccione el área de trabajo para localizar la ubicación de los cables aéreos, postes y otros tipos de cables, incluyendo los que van de los postes a residencias y negocios.

Los cables eléctricos no están aislados. Tocar un cable eléctrico, tanto aéreo como subterráneo, puede ocasionar lesiones graves y daños en el equipo.

Descargue recursos gratuitos para propietarios de huertos a fin de promover la seguridad de los empleados. Visite [pgesafetyeducation.com](http://pgesafetyeducation.com).

Incluso caminar cerca de equipo pesado que esté en contacto con un cable eléctrico puede ser peligroso.

## Excave y siembre de manera segura

Llame al 811 o visite el sitio [california811.org](http://california811.org) al menos dos días hábiles antes de excavar y sembrar. La ley en California exige que usted haga uso de este servicio **GRATUITO** de una sola llamada. La fecha de notificación no se debe tomar en cuenta para el aviso con dos días hábiles de anticipación. Por ejemplo: si la excavación comenzará un viernes, el excavador debe llamar un martes a más tardar.

Marque el área del proyecto en blanco.

Deje en su lugar todas las banderolas de colores, estacas o señales pintadas que indiquen la ubicación de las tuberías subterráneas hasta terminar la excavación. Estos marcadores, colocados por las compañías de servicios públicos, tienen una vigencia de 28 días.

Use herramientas manuales en todo momento cuando trabaje a menos de 24 pulgadas del borde exterior de cualquier línea subterránea.

## Color code for marking underground utility lines

PROPOSED EXCAVATION  
EXCAVACIÓN PROPUESTA

TEMPORARY SURVEY MARKING  
MARCA TEMPORAL DE INSPECCIÓN

CABLE, COMMUNICATION  
CABLE, COMUNICACIÓN

IRRIGATION  
IRRIGACIÓN

ELECTRIC POWER LINES  
LÍNEAS ELÉCTRICAS

GAS, OIL, STEAM, CHEMICAL  
GAS, PETRÓLEO, VAPOR, QUÍMICOS

SEWER, STORM DRAIN  
CLOACA, DESAGÜE DE TORMENTA

POTABLE WATER  
AGUA POTABLE

## Clave de colores para marcar las líneas subterráneas de los servicios públicos

## Spot a natural gas leak

Natural gas pipeline leaks can occur due to careless or unsafe excavation and may lead to evacuations, natural gas service outages, fire, property damage or serious injury.

**Smell:** Smelling a “rotten egg” odor may be an indication of a gas leak due to the odorant we add for your safety.\*

**Sound:** Listen for hissing, whistling or roaring sounds coming from underground or gas appliances.

**Sight:** Look for dirt spraying into the air, bubbling in a pond or creek and dead/dying vegetation in an otherwise moist area.

\*Some people may not be able to smell the odor due to a diminished sense of smell, olfactory fatigue (normal, temporary inability to distinguish an odor after prolonged exposure), or because it is masked or hidden by other odors. Also, certain conditions in the pipe and soil can cause odor fade—the loss of odorant—so that it is not detectable by smell.

## Detecte una fuga de gas natural

Pueden ocurrir fugas de gas natural en la tubería debido a excavaciones descuidadas o inseguras, y dichas fugas pueden conducir a evacuaciones, interrupciones del suministro de gas natural, incendios, daños a la propiedad o lesiones graves.

**Olor:** La presencia de un olor a “huevo podrido” podría ser señal de que existe una fuga de gas debido al odorante que añadimos para su seguridad.\*

**Sonido:** Use el oído para detectar la presencia de siseos, silbidos o estruendos provenientes de áreas subterráneas o de un electrodoméstico de gas.

**Vista:** Esté pendiente de tierra que se pulveriza al aire, burbujeo continuo en un estanque o arroyo, vegetación muerta o que está muriendo en una zona que sigue húmeda.

\*Algunas personas podrían no sentir este olor debido a una disminución en el sentido del olfato, fatiga olfativa (incapacidad normal o temporal para distinguir ciertos olores luego de exposición prolongada), or porque se encuentra tapado o escondido por otros olores. Además, ciertas condiciones de la tubería y la tierra pueden hacer que el olor se disipe: pérdida de odorante que no es detectable por el olfato.

## Respond to a gas leak

If you suspect a gas leak, or if you strike, dent or scrape an underground gas line:

- Alert others and move to an upwind location.
- Do not attempt to cut off the flow of gas—don't squeeze or try to tie off the pipeline and stay away from pipeline valves.
- Call 911 to notify first responders.
- Contact PG&E at 1-800-743-5000.

**Do not use anything that could be a source of ignition until you are a safe distance away.** Vehicles, cell phones, matches, electric switches, doorbells and garage door openers might create a spark.

## Respuesta en caso de una fuga de gas

Si sospecha de una fuga de gas o si golpea, abolla o raspa una línea subterránea de gas:

- Avísele a los demás y muévase a un sitio en contra del viento.
- No intente detener el flujo de gas—no apriete ni trate de sujetar la tubería y permanezca alejado de las válvulas de la tubería.
- Llame al 911 para notificar al personal de primera respuesta.
- Comuníquese con PG&E llamando al 1-800-660-6789.

**No utilice nada que pudiera ser una fuente de ignición o encendido hasta estar a una distancia segura.** Los vehículos, teléfonos celulares, cerillos, interruptores eléctricos, timbres de puerta y abrepuertas de cocheras son dispositivos que pueden crear una chispa.